

REV. Status

REVISION -
04/06/98 TS

REVISION A
ADDED RoHS
12/05/05 MP

REVISION B
ADDED TEMP
RATING
5/6/15 MP

AUDIO COUPLING MINIATURE ENCAPSULATED TRANSFORMER DESIGNED TO OPERATE 50mW MAX IN SECONDARY AND REFLECT A PRIMARY IMPEDANCE OF APPROXIMATELY 120Ω CT WITH 3.2Ω LOAD ON SECONDARY.

A. Electrical Specifications (@ 20°C)

1. Pri Source Impedance; 120Ω CT
2. Sec Load Impedance; 3.2Ω
3. Pri DC Current; 10mA MAX
4. Operating Level; 50mW MAX @ 300Hz
5. Frequency Response (relative to 1KHz); ±2.0dB @ 300Hz to 100KHz
6. Longitudinal Balance; 60dB MIN @ 1KHz
7. DC Resistance;
 - (1-3) 13Ω ±20%
 - (4-5) 0.7Ω ±20%
8. Turns Ratio; (1-3) : (4-5) = 6.12 : 1.00 ±2%
9. Dielectric Strength; 500Vrms (10mA peak MAX) 1 minute @ Pri - Sec

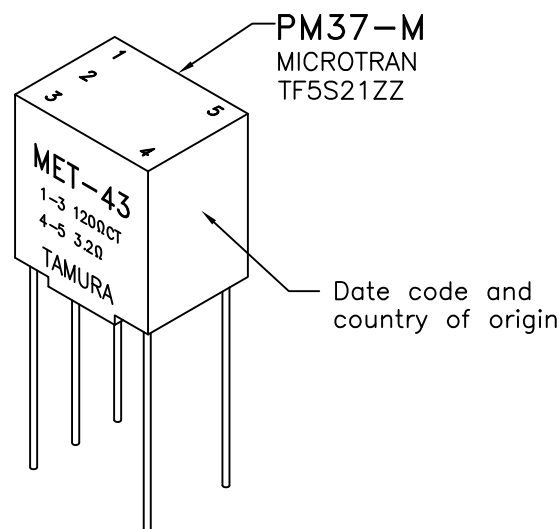
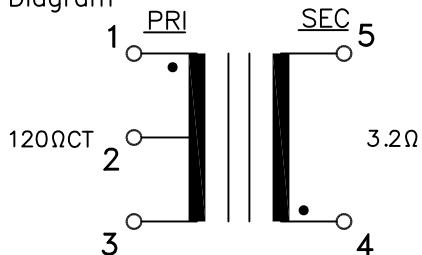


MODEL NUMBER
MET-43

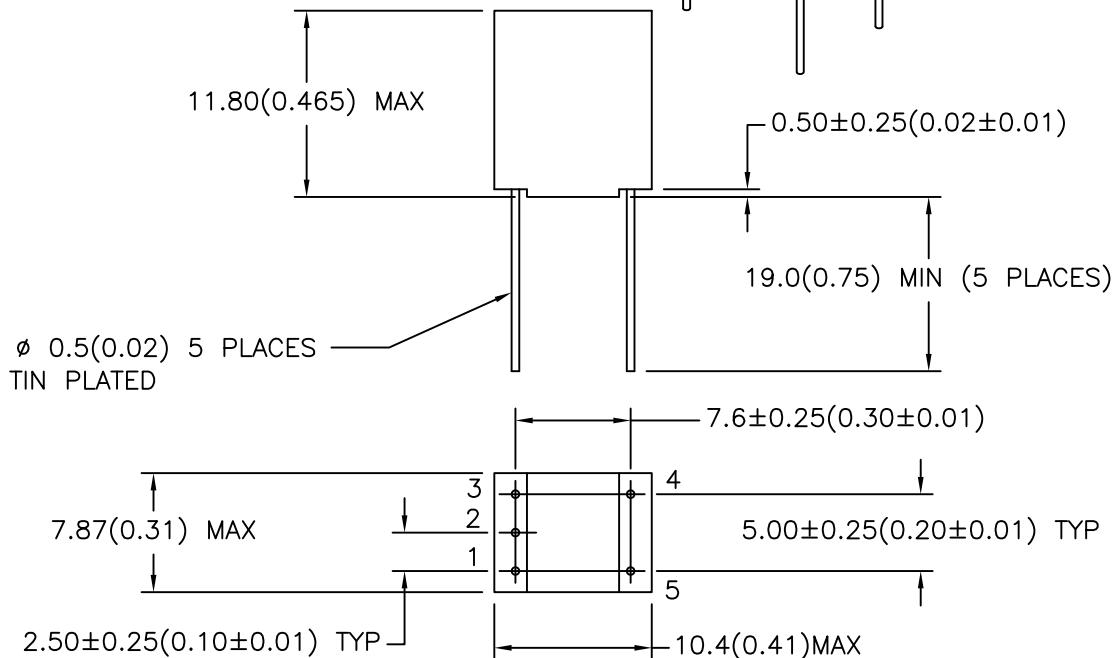
B. Marking; MET-43, TAMURA, Primary and Secondary Impedance, PM37-M, MICROTRAN, TF5S21ZZ, date code and country of origin

- C. Operating Temperature: -20 to +85°C
Storage Temperature: -55 to +105°C

D. Schematic Diagram



E. Mechanical Specifications



TOLERANCES (mm)
≤ 4 ± 0.2
4 ≤ 20 ± 0.3
20 ≤ 50 ± 0.4

PREPARED BY:

C. POPPE

ENGINEER: MATHI P.	DRAWING CONTROL NO. P-A1-12015	REV B	MODEL DESCRIPTION AUDIO COUPLING MINIATURE ENCAPSULATED XFMR	MODEL SPECIFICATION MET-43
SAFETY ENGINEER			TAMURA CORPORATION OF AMERICA 1040 SOUTH ANDREASEN DRIVE, #100 ESCONDIDO, CA. 92029 (951) 699-1270 FAX 7607400536	
APPROVED: M. PITCHAI			DIM: mm[In] SCL: 2/1 SH: 1 OF 1	

PROPRIETARY NOTICE: THIS DRAWING PRINT OR DOCUMENT AND SUBJECT MATTER DISCLOSED HEREIN ARE PROPRIETARY ITEMS TO WHICH TAMURA RETAINS THE EXCLUSIVE RIGHT OF DISSEMINATION, REPRODUCTION, MANUFACTURE AND SALE. THIS DRAWING, PRINT OR DOCUMENT IS SUBMITTED IN CONFIDENCE FOR CONSIDERATION BY THE RECIPIENT ALONE UNLESS PERMISSION FOR FURTHER DISCLOSURE IS EXPRESSLY GRANTED IN WRITING.