




# IT-G Series IDE/SATA Duplicator and Sanitizer



## Product Features

Features	Descriptions
<b>Operation Type</b>	<ul style="list-style-type: none"> <li>Stand-alone, FPGA-based operation (Non-PC based system design).</li> </ul>
<b>Controller Design</b>	<ul style="list-style-type: none"> <li>Embedded controller is designed to support capacities over 18TB+.</li> <li>Constant improvement supports latest market-available devices.</li> </ul>
<b>Bandwidth Performance</b>	<ul style="list-style-type: none"> <li>Speed transfers of up to 9.0GB/min. (150MB/sec.)</li> <li>Dedicated bandwidth enables high-volume replications without speed degradation.</li> </ul>
<b>Read-Only Source Port</b>	<ul style="list-style-type: none"> <li>There is no option to disable this built-in feature and it is integrated with all U-Reach duplicators.</li> </ul>
<b>Modular Port Design</b>	<ul style="list-style-type: none"> <li>Modular-designed ports effectively reduce downtime and is cost-effective for long-term ownership.</li> </ul>
<b>Real-Time PC Monitoring</b>	<ul style="list-style-type: none"> <li>View live status for: writing/reading speeds, total capacity, current function progress per port.</li> </ul>
<b>Event Log Management</b>	<ul style="list-style-type: none"> <li>Records: operating durations, individual port copy progressions, connected device models, capacities, serial numbers, and PASS or FAIL results.</li> <li>Device writing/reading speeds are recorded.</li> <li>Log report files are generated through the front USB port and are saved to USB devices.</li> </ul>

## Product Models

Photos	Models	Target Ports
	IT300G	1:3
	IT700G	1:7
	IT1500G	1:15

## Product Functions

Functions	Descriptions
<b>4 Copy Modes</b>	<ul style="list-style-type: none"> <li>• <u>Quick Copy (Data &amp; System)</u>: Supports Windows, Mac, and Linux.</li> <li>• <u>All Partitions</u>: Users can skip HPA or unknown partitions.</li> <li>• <u>Whole Device</u>: Copies bit-by-bit from the master device.</li> <li>• <u>Percentage Copy</u>: Users can set percentages of capacity to be copied.</li> </ul>
<b>Compare (Verification)</b>	<ul style="list-style-type: none"> <li>• Bit-by-bit data comparison from the source device to target device(s).</li> </ul>
<b>5 Sanitization Modes</b>	<ul style="list-style-type: none"> <li>• Quick Erase</li> <li>• Full Erase (NIST 800-88)</li> <li>• DoD3 Pass (DoD 5220.22-M)</li> <li>• DoD3 Pass+Compare (DoD 5220.22-M)</li> <li>• Secure Erase (NIST 800-88)</li> </ul>
<b>Skip Bad Sectors</b>	<ul style="list-style-type: none"> <li>• Choose the number of bad sectors to skip.</li> </ul>
<b>Minimum Speed</b>	<ul style="list-style-type: none"> <li>• Disable or set minimum threshold speed to drop the slowest device.</li> </ul>
<b>Check Source Minimum Speed</b>	<ul style="list-style-type: none"> <li>• Allows user to enable or disable the source speed check.</li> </ul>
<b>Unknown Format</b>	<ul style="list-style-type: none"> <li>• Choose to copy or skip unknown formats.</li> </ul>
<b>Erase Source Port</b>	<ul style="list-style-type: none"> <li>• Enable or disable source port from being erased.</li> </ul>
<b>Device Power-up</b>	<ul style="list-style-type: none"> <li>• Choose time to wait for the device to power up prior to copy, erase, etc.</li> </ul>
<b>Device Power-down</b>	<ul style="list-style-type: none"> <li>• Choose time to wait for the device to power down prior to disconnection.</li> </ul>
<b>Scroll Lock</b>	<ul style="list-style-type: none"> <li>• Disable or enable ▲ and ▼ buttons on the control panel.</li> </ul>
<b>Language</b>	<ul style="list-style-type: none"> <li>• English or Japanese.</li> </ul>
<b>Transfer Modes</b>	<ul style="list-style-type: none"> <li>• Allows user to select the transfer rate.</li> </ul>
<b>Log Manager</b>	<ul style="list-style-type: none"> <li>• Manage and export log reports.</li> </ul>

## Product Compatibilities

Compatibilities	Descriptions
<b>Compatible Devices</b>	<ul style="list-style-type: none"> <li>• 1.8"/2.5"/3.5" SATA HDDs and SSDs</li> </ul>
<b>Compatible Devices (Requires Optional Adapters)</b>	<ul style="list-style-type: none"> <li>• 1.8" ZIF HDD/SSD, 2.5"/3.5" IDE, iVDR, eSATA, mSATA SSD, MicroSATA, M.2 (NGFF), CFast, and Panasonic CF-29 through CF-74.</li> </ul>
<b>Supported Formats</b>	<ul style="list-style-type: none"> <li>• Quick Copy Function: FAT16/32/64, Windows (NTFS), Linux (Ext2/Ext3/Ext4), and Mac (HFS, HFS+, HFSX).</li> <li>• Whole Device Copy Function: All Formats, including proprietary formats.</li> <li>• GPT, MBR, and Advanced Formats.</li> </ul>
<b>Supported O/S</b>	<ul style="list-style-type: none"> <li>• All (Windows, Mac, Linux, and other proprietary systems).</li> </ul>

## Product Specifications

Specifications	Descriptions
<b>LCD Display</b>	<ul style="list-style-type: none"> <li>• Backlit Monochrome LCD Display</li> </ul>
<b>LEDs</b>	<ul style="list-style-type: none"> <li>• 3 LED Indicators per Port:</li> <li>• Yellow (Power), Green (Pass), and Red (Fail)</li> </ul>
<b>Control Panel</b>	<ul style="list-style-type: none"> <li>• 4 Push Buttons (▲, ▼, OK, ESC)</li> </ul>
<b>Power Requirements</b>	<ul style="list-style-type: none"> <li>• <u>Universal Power</u>: 115VAC or 230VAC, 50/60Hz</li> </ul>
<b>Operational Temperature</b>	<ul style="list-style-type: none"> <li>• 0°C ~ 60°C (32°F ~ 140°F)</li> </ul>
<b>Non-operational Temperature</b>	<ul style="list-style-type: none"> <li>• -20°C ~ 85°C (-4°F ~ 185°F)</li> </ul>
<b>Humidity</b>	<ul style="list-style-type: none"> <li>• <u>Operating</u>: 20% ~ 95%, non-condensing</li> <li>• <u>Non-operating</u>: 5% to 95%, non-condensing</li> </ul>
<b>Packaging Dimensions (L×W×H)</b>	<ul style="list-style-type: none"> <li>• <u>IT300G</u> – 393.7 mm x 304.8 mm x 292.1 mm (15.5 in. x 12 in. x 11.5 in.)</li> <li>• <u>IT700G</u> – 533.4 mm x 393.7 mm x 279.4 mm (21 in. x 15.5 in. x 11 in.)</li> <li>• <u>IT1500G</u> – 685.8 mm x 660.4 mm x 444.5 mm (27 in. x 26 in. x 17.5 in.)</li> </ul>
<b>Product Weight</b>	<ul style="list-style-type: none"> <li>• <u>IT300G</u> – 6.12 kg (13.5 lbs.)</li> <li>• <u>IT700G</u> – 8.62 kg (19.0 lbs.)</li> <li>• <u>IT1500G</u> – 20.41 kg (45.0 lbs.)</li> </ul>
<b>Certifications</b>	<ul style="list-style-type: none"> <li>• FCC, CE, RoHS, and REACH</li> </ul>
<b>MIL-STD-810G</b>	<ul style="list-style-type: none"> <li>• 501.5 / 502.5 / 507.5 / 514.6 / 516.6</li> </ul>

## Product Replacement Parts

Part Numbers	Descriptions
<b>P1053</b>	• U-Reach CFast to SATA Adapter
<b>P1026-V1</b>	• U-Reach IDE to SATA Adapter
<b>P1037</b>	• U-Reach 2.5" 44-Pin IDE to 3.5" 40-Pin IDE Adapter
<b>P1041</b>	• U-Reach mSATA to SATA Adapter
<b>P1040</b>	• U-Reach Micro SATA to SATA Adapter
<b>P1050</b>	• U-Reach M.2 (NGFF) to SATA Adapter
<b>TB1553</b>	• U-Reach Panasonic TB CF29/30/31 to SATA Adapter
<b>P1025</b>	• U-Reach IT Series Modular Port

## More Information

For additional details on the U-Reach® IT-G Series, please visit: <http://www.ureach-usa.com/IT%20-sata-hard-disk-drive-duplicator-eraser-1-to-15-IT1500G.html>

Specifications are subject to change without notice.