

MS-2431-4



MS-2431-4

Press-fit Sensor Change-over

Electrical Characteristics @ 25 °C

Contact form		C
Contact rating max.	W / VA	5
Switching voltage max.	VDC	175
	VAC	120
Switching current max.	A	0.25
	Carry current max.	A
Breakdown voltage min.	VDC	200
Total resistance max. (initial)	mΩ	200
Insulation resistance min.	Ω	10 ⁹

Features

- Easily mountable and removable as no tools or screws required
- Replaces various competitors types
- Customized types available
- Non pole oriented actuation

Magnetical Characteristics (of unmodified Reed Switch) @ 25 °C

Pull in range available	AT	10 - 30
Drop out min.	AT	6
Test coil	TC	200
Test equipment tolerance	± AT	2

Approvals



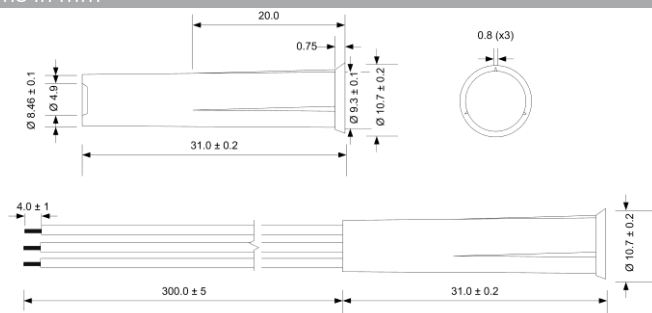
Operating Characteristics (of unmodified Reed Switch) @ 25 °C

Switching frequency max.	Hz	100
Resonant frequency typ.	Hz	1100
Operate time max. (incl. bounce)	ms	0.7
Release time max.	ms	1

Environmental Characteristics

Operating temperature	°C	-20 to +85
Vibration (10-1000 Hz)	g	30
Shock (1/2 sin 11 ms)	g	50

Dimensions in mm



Ordering Information

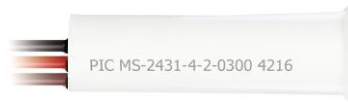
Packing Unit	50 pcs
Weight per piece	0 g
Weight per package	0 g
Standard AT Ranges	

- 1 = 10 to 15 AT
- 2 = 15 to 20 AT
- 3 = 20 to 25 AT
- 4 = 25 to 30 AT

Ordering Example

MS-2431-4-1-0300 describes
MS-2431 Change over with 10-15 AT

MS-2431-4



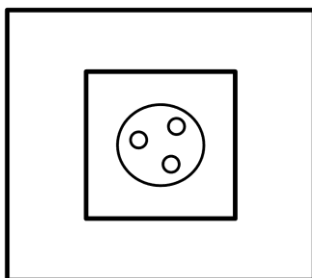
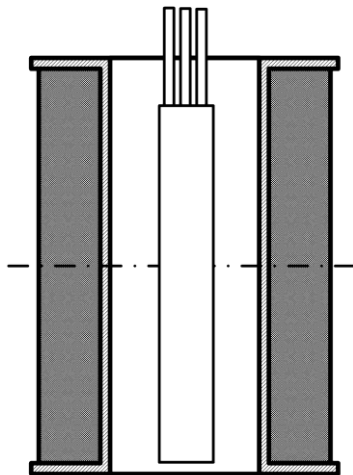
MS-2431-4

Press-fit Sensor Change-over

Material Information

	Material	Colour
Housing	PA-GF	white
Cable	UL 1569 , AWG 24, 4mm stripped and tinned	black, red and brown
Potting compound	Epoxy	black

Test Procedure of final Reed Sensor



Test Parameters

Test coil	TC-324	
Test programs		
	AT range	Test program
1 =		MS-2431-4-1
2 =		MS-2431-4-2
3 =		MS-2431-4-3
4 =		MS-2431-4-4

Remarks

When mounted onto ferromagnetic parts switching distance of MS-2431-4 may reduce.
Electromagnetical influences and magnetic fields may change the switching behaviour of the sensor.

Recommended drill diameter 9.5 mm

Matching actuator MSM-2431 available as well.