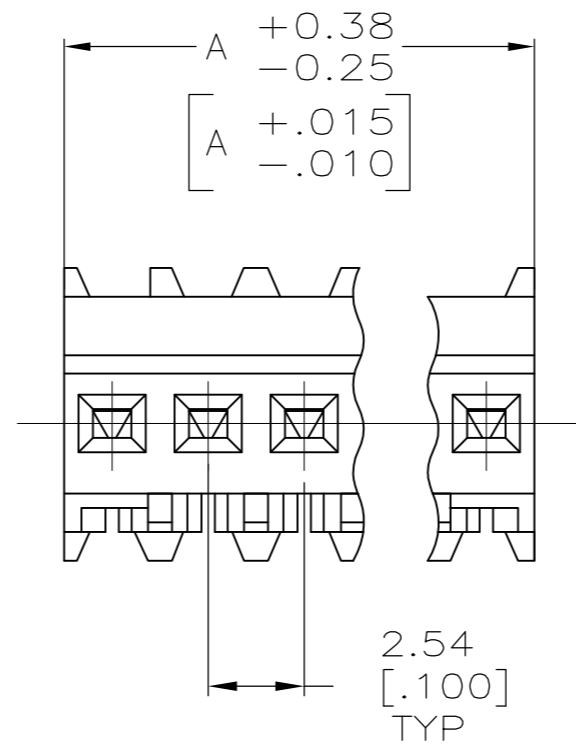
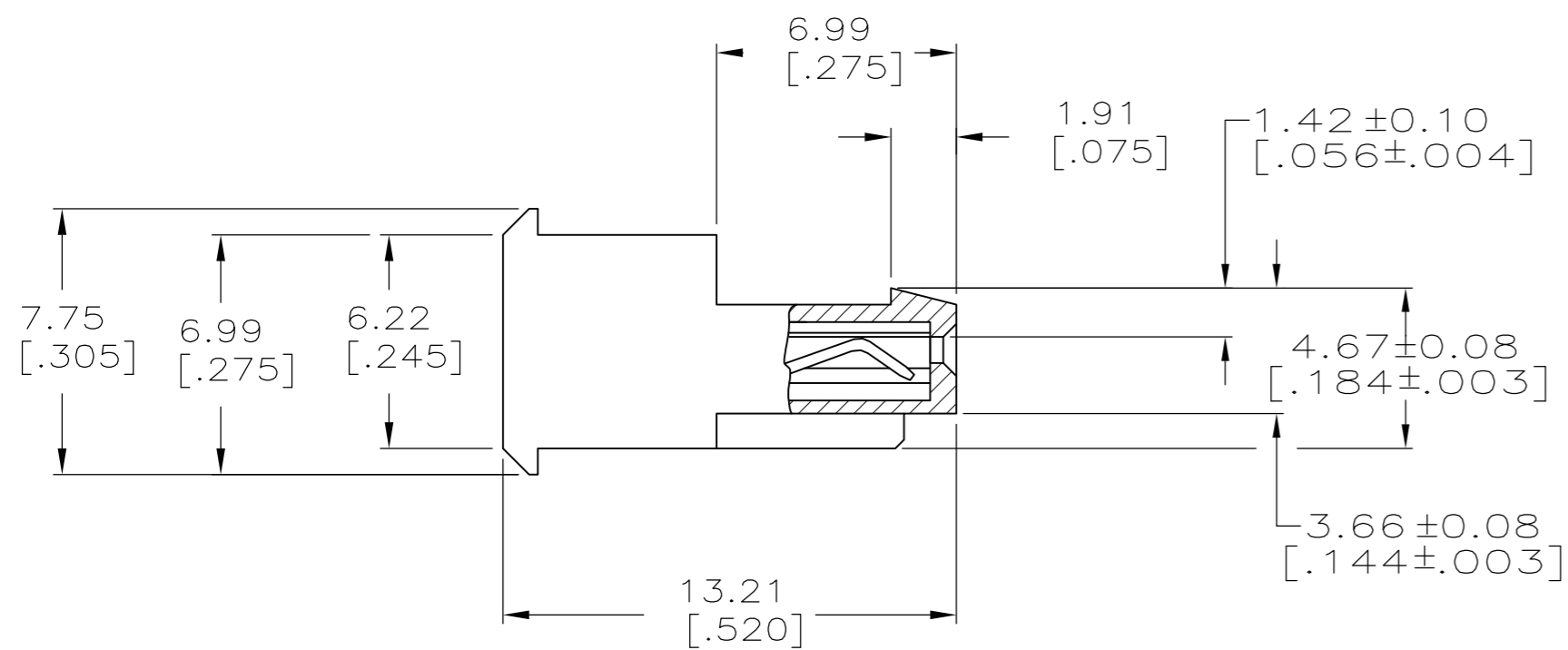
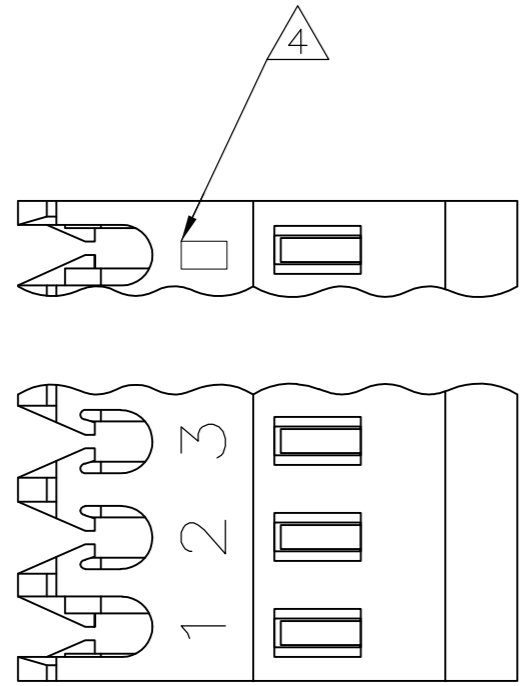


THIS DRAWING IS UNPUBLISHED. RELEASED FOR PUBLICATION  
 © COPYRIGHT - TE Connectivity Ltd. ALL RIGHTS RESERVED.

REVISIONS					
P	LTR	DESCRIPTION	DATE	DWN	APVD
B2		REVISED PER ECR-17-018813	07FEB2018	BDA	SG



LEAD FREE	38.10 [1.500]	15	4-644575-5
	35.56 [1.400]	14	4-644575-4
	33.02 [1.300]	13	4-644575-3
	30.48 [1.200]	12	4-644575-2
	27.94 [1.100]	11	4-644575-1
	25.40 [1.000]	10	4-644575-0
	22.86 [.900]	9	3-644575-9
	20.32 [.800]	8	3-644575-8
	17.78 [.700]	7	3-644575-7
	15.24 [.600]	6	3-644575-6
	12.70 [.500]	5	3-644575-5
	10.16 [.400]	4	3-644575-4
	7.62 [.300]	3	3-644575-3
	5.08 [.200]	2	3-644575-2

CONTAINS LEAD	38.10 [1.500]	15	<del>1-644575-5</del>
	35.56 [1.400]	14	<del>1-644575-4</del>
	33.02 [1.300]	13	<del>1-644575-3</del>
	30.48 [1.200]	12	<del>1-644575-2</del>
	27.94 [1.100]	11	<del>1-644575-1</del>
	25.40 [1.000]	10	<del>1-644575-0</del>
	22.86 [.900]	9	<del>644575-9</del>
	20.32 [.800]	8	<del>644575-8</del>
	17.78 [.700]	7	<del>644575-7</del>
	15.24 [.600]	6	<del>644575-6</del>
	12.70 [.500]	5	<del>644575-5</del>
	10.16 [.400]	4	<del>644575-4</del>
	7.62 [.300]	3	<del>644575-3</del>
	5.08 [.200]	2	<del>644575-2</del>

DIM A NO. OF POSN ASSEMBLY

⚠ MATERIAL: CONNECTOR-NYLON UL94V-0 (BLACK)  
 CONTACTS-0.30 [.012] THICK COPPER ALLOY  
 BRIGHT TIN-LEAD 0.00203 [.000080] MIN THICK FOR CONTACTS  
 644575-2 THRU 1-644575-5  
 MATTE WHISKER MITIGATED TIN PLATE 0.00203 [.000080] MIN THICK  
 OVER 0.00076 [.000030] MIN THICK NICKEL FOR CONTACTS  
 3-644575-2 THRU 4-644575-5

2. CONTACTS ACCEPT 22 AWG WIRE WITH 1.52 [.060] MAX INSULATION DIAMETER.

3. CONTACTS MUST ACCEPT 0.64±0.03 [.025±.001] SQUARE POST AND REMAIN LOCKED IN POSITION.

⚠ IDENTIFICATION NUMBER FOR LAST CIRCUIT MAY NOT APPEAR ON ALL ASSEMBLIES.

5. DIMENSIONS IN BRACKETS ARE IN INCHES.

6. HOUSING FEATURES ARE: FEED THRU WITH LOCKING RAMP.

⚠ OBSOLETE PARTS: OBSOLETE CIS STREAMLINING PER D.RENAUD/D.SINISI

⚠ OBSOLETE PARTS

⚠ SUPERSEDED  
 ⚠ SUPERSEDED  
 ⚠ SUPERSEDED

THIS DRAWING IS A CONTROLLED DOCUMENT.		DWN S. HOOVER 03-DEC-2004	TE Connectivity Ltd.	
DIMENSIONS: mm [INCHES]		CHK D. BOSSI 03-DEC-2004		
TOLERANCES UNLESS OTHERWISE SPECIFIED:		APVD D. BOSSI 03-DEC-2004	NAME	
0 PLC ±	1 PLC ±	PRODUCT SPEC	MTA .100 CONNECTOR ASSEMBLY	
2 PLC ± 0.13 [.005]	3 PLC ±	APPLICATION SPEC	22 AWG, UL94V-0, SPECIAL	
4 PLC ±	ANGLES ±	108-1050	SIZE A2	CAGE CODE 00779
MATERIAL ⚠	FINISH ⚠	114-1019	DRAWING NO C=644575	RESTRICTED TO
CUSTOMER DRAWING			SCALE 5:1	SHEET 1 OF 1
			REV B2	