

REVISIONS D

PLOT SCALE: 1=-2

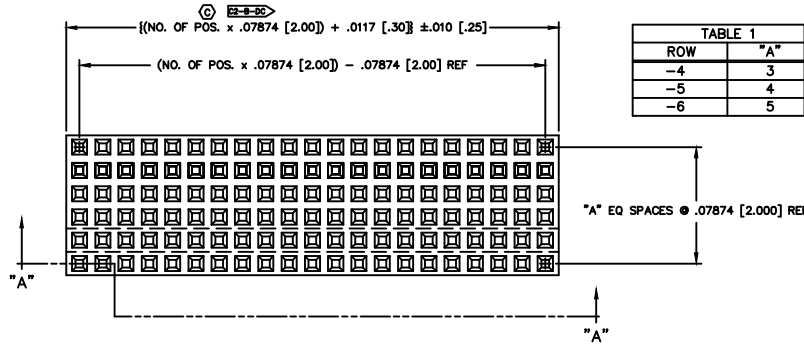
UNLESS OTHERWISE NOTED DIMENSIONS ARE IN INCHES TOLERANCES ARE:

ONE PLACE DECIMALS ± .1[.25] THREE PLACE DECIMALS ± .005[.127] ANGLES ± 2°  
 TWO PLACE DECIMALS ± .01[.25] FOUR PLACE DECIMALS ± .0020[.051]

TITLE: 2MM SOCKET STRIP ASSEMBLY

DWG NO: YTS-1XX-01-X-X-XXX  
 SHEET 1 OF 1

DO NOT SCALE FROM THIS PRINT



YTS-1XX-01-X-X-XXX

No. OF POSITIONS: -02 THRU -50 (PER ROW)

LEAD STYLE: -01

POLARIZATION OPTION: -XXX INDICATES POSITION POLARIZED (USE PK-07-N, SEE FIG. 2)

ROW SPECIFICATION: -Q: QUAD ROW (USE SQW-XX-Q), -5: FIVE ROW (USE SQW-XX-5), -6: SIX ROW (USE SQW-XX-6)

PLATING SPECIFICATION

- F: 3µ FLASH SELECTIVE GOLD IN CONTACT AREA, MATTIE TIN ON TAIL
- L: 10µ LIGHT SELECTIVE GOLD IN CONTACT AREA, MATTIE TIN ON TAIL
- G: 10µ GOLD IN CONTACT AREA, 10µ GOLD TAIL
- S: 30µ SELECTIVE GOLD IN CONTACT AREA, MATTIE TIN ON TAIL
- H: 30µ HEAVY GOLD IN CONTACT AREA, 30µ ON TAIL

- NOTES:
- CUT FLASH TO BE .015 [.38] MAX.
  - NO CUT FLASH ALLOWED IN THE CONTACT HOLES.
  - CONTACT PUSHOUT FORCE: .5 LB MIN.
  - Ⓢ REPRESENTS A CRITICAL DIMENSION.

ASSEMBLY OPERATION	IN-PROCESS INSPECTION
ROTARY CUT	C2
FILL C-97	C1

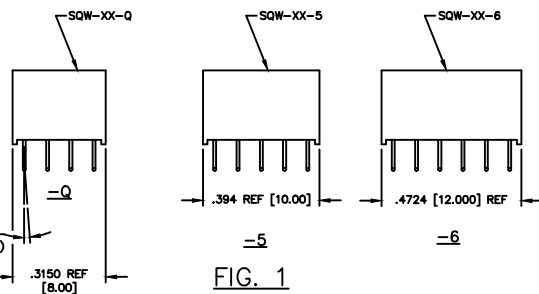
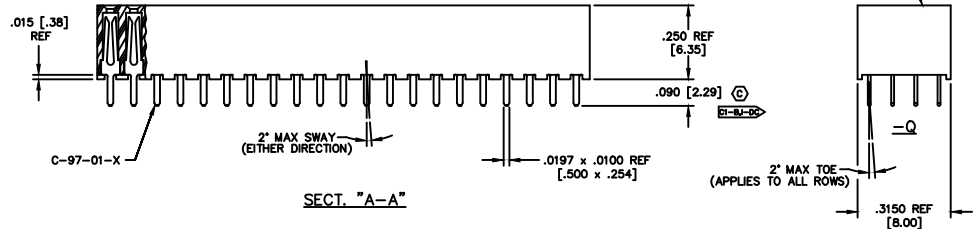
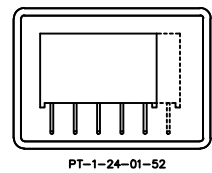
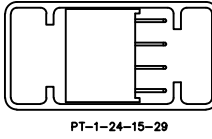
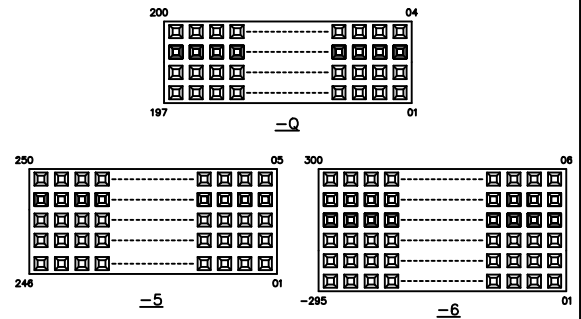


FIG. 2 POLARIZATION OPTION LOCATION  
 INSERT PK-07-N INTO SPECIFIED POSITION AND BREAK OFF TAB



ROW	No OF POS	PKG TUBE	TUBE PLUG
-Q	-02-04	N/A	LAYER PACKAGE
-Q	-05-50	PT-1-24-15-29	TP-07
-5	-02-50	PT-1-24-01-70	TP-29
-6	-02-50	PT-1-24-01-52	TP-13

**PROPRIETARY NOTE**  
 THIS DOCUMENT CONTAINS INFORMATION CONFIDENTIAL AND PROPRIETARY TO SAMTEC INC. AND SHALL NOT BE REPRODUCED OR TRANSMITTED TO OTHER DOCUMENTS OR DISCLOSED TO OTHERS OR USED FOR ANY PURPOSE OTHER THAN THAT FOR WHICH IT WAS OBTAINED WITHOUT THE WRITTEN CONSENT OF SAMTEC INC.

MISC\MKTG  
 YTS-MKT

**samtec**

520 PARK EAST BLVD. NEW ALBANY, INDIANA 47150  
 PHONE (812) 944-8733 P.O. BOX 1147  
 CODE 55322

MADE BY: BRYANT 02/09/99

YTS-1XX-01-X-X-XXX  
 SHEET 1 OF 1