

MATERIALS & SPECIFICATIONS

INSULATOR
THERMOPLASTIC PER ASTM
D5138

CONTACT MATERIAL
PINS - BERYLLIUM
COPPER PER ASTM B194,
ALLOY C17200

SOCKET - COPPER ALLOY
PER MIL-DTL-32139

CONTACT FINISH
GOLD PLATE PER ASTM
B488, TYPE II (HARD
GOLD), CODE C, CLASS
1.27

WIRE
32 AWG, 7 STRAND, TYPE
ET PER NEMA HP3

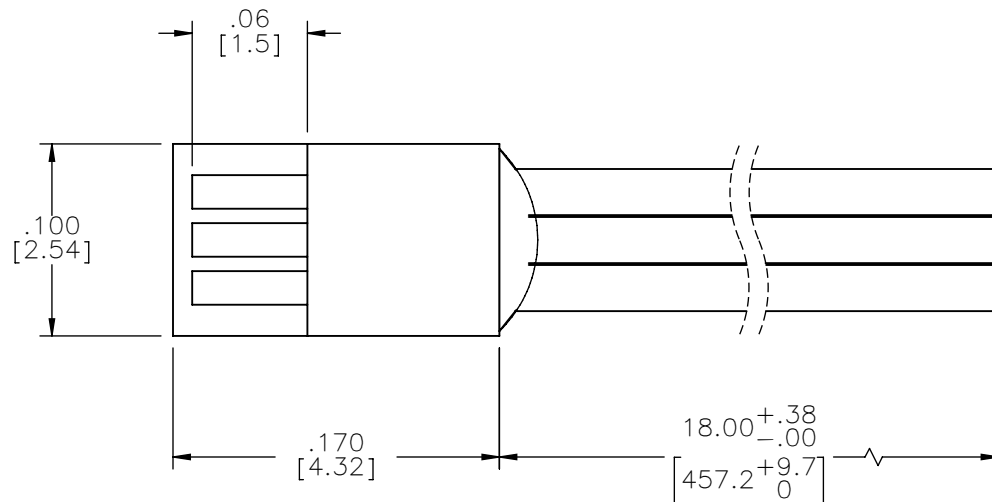
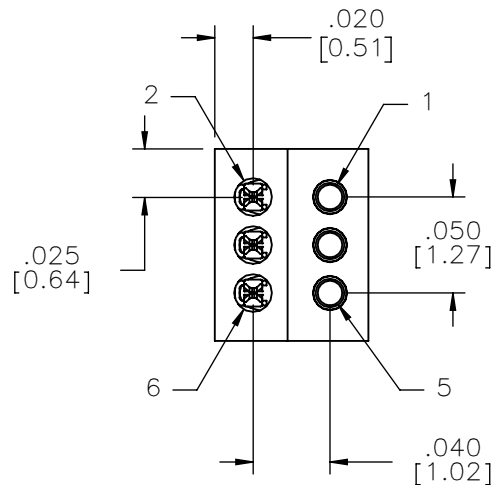
CURRENT RATING
1 AMP MAX PER MIL-
DTL-32139

CONTACT RESISTANCE
71 MILLIOHM MAX (71mV
DROP MAX) @ 1.0 AMPS
PER MIL-DTL-32139

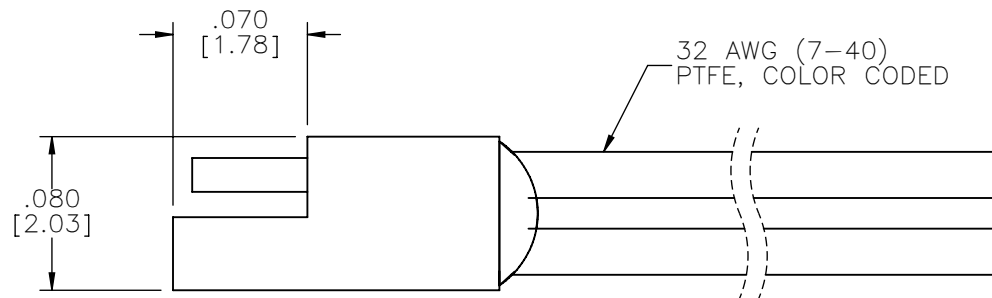
PERFORMANCE
PRODUCT FAMILY TESTED
TO AND PASSED THE
PERFORMANCE
SPECIFICATIONS OF TABLE
VIII OF MIL-DTL-32139



ACTUAL SIZE
EXCLUDING WIRE
LENGTH



CONTACT #	COLOR
1	BLACK
2	BROWN
3	RED
4	ORANGE
5	YELLOW
6	GREEN



INTERNAL USE ONLY
SHEET 2 OF 2 IS
MANUFACTURING
LOADING DIAGRAM

RoHS

NOTE:

DIMENSIONS IN [] ARE IN
MILLIMETERS UNLESS
OTHERWISE NOTED AND ARE
FOR REFERENCE ONLY

PZN	THIRD ANGLE	THIS DRAWING CONTAINS CONFIDENTIAL AND PROPRIETARY INFORMATION WHICH IS THE PROPERTY OF OMNETICS CONNECTOR CORP. THIS DOCUMENT MAY NOT, IN WHOLE OR IN PART, BE DUPLICATED, OR DISCLOSED FOR ANY PURPOSE, WITHOUT WRITTEN PERMISSION FROM OMNETICS CONNECTOR CORP.	DATE 08-24-09	TITLE: (6) CONTACT POLARIZED MALE/FEMALE NANO CONNECTOR	CAGE CODE 61873	DWG NO. A79605-001
	-TOLERANCES-					
MCTS	UNLESS OTHERWISE NOTED	DFTM. NJS	DATE	CONNECTOR CORPORATION 7260 COMMERCE CIRCLE EAST MINNEAPOLIS, MN 55432 WWW.OMNETICS.COM	SHEET 1 OF 2	REV D
	DIMENSIONS IN INCHES	CHK'D.	DATE			
	2 PL DEC ± .01	APP'D.	DATE			
	3 PL DEC ± .005					
	4 PL DEC ± .0005					
	ANGLES ± 1°					