

SAW Filter 902.50MHz
Part No: MA04713

Model: TA0824A
Rev No: 4

A. MAXIMUM RATING:

Electrostatic Sensitive Device (ESD)

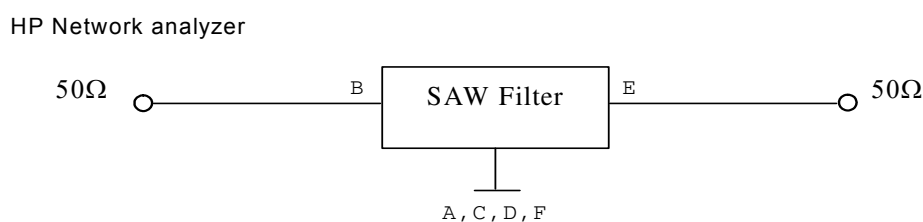
1. Input Power Level: 10dBm
2. DC voltage: 0V
3. Operating Temperature: -25°C to +75°C
4. Storage Temperature: -40°C to +85°C

B. ELECTRICAL CHARACTERISTICS:

Characteristics	Min.	Typ.	Max	Note
Center frequency Fc MHz	-	902.5	-	-
Insertion loss (890 ~ 915MHz) IL dB	-	2.9	3.5	-
V.S.W.R (890 ~ 915MHz)	-	1.5	2.3	-
Ripple (890 ~ 915MHz) dB	-	0.5	1.5	-
Attenuation: (Reference level from 0dB)				
0 ~ 845MHz dB	45	51.0	-	-
925 ~ 935MHz dB	5	21.0	-	-
935 ~ 980MHz dB	25	28.0	-	-
980 ~ 1200MHz dB	50	56.0	-	-
1200~3000MHz dB	25	28.0	-	-
Impedance at Fc; Input $Z_{IN} = R_{IN} // C_{IN}$	50Ω // 0pF			1
Output $Z_{OUT} = R_{OUT} // C_{OUT}$	50Ω // 0pF			1

Note 1: No matching network required for operation at 50Ω

C. MEASUREMENT CIRCUIT:

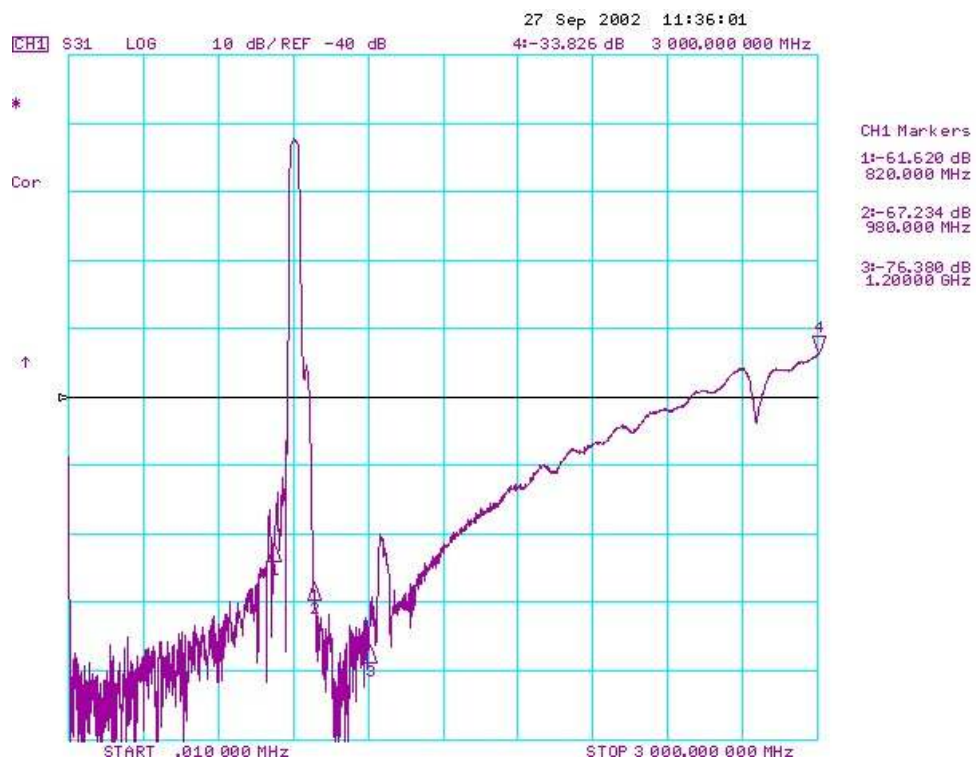


SAW Filter 902.50MHz
Part No: MA04713

Model: TA0824A
Rev No: 4

D. FREQUENCY CHARACTERISTICS:

1. Wide band of S21

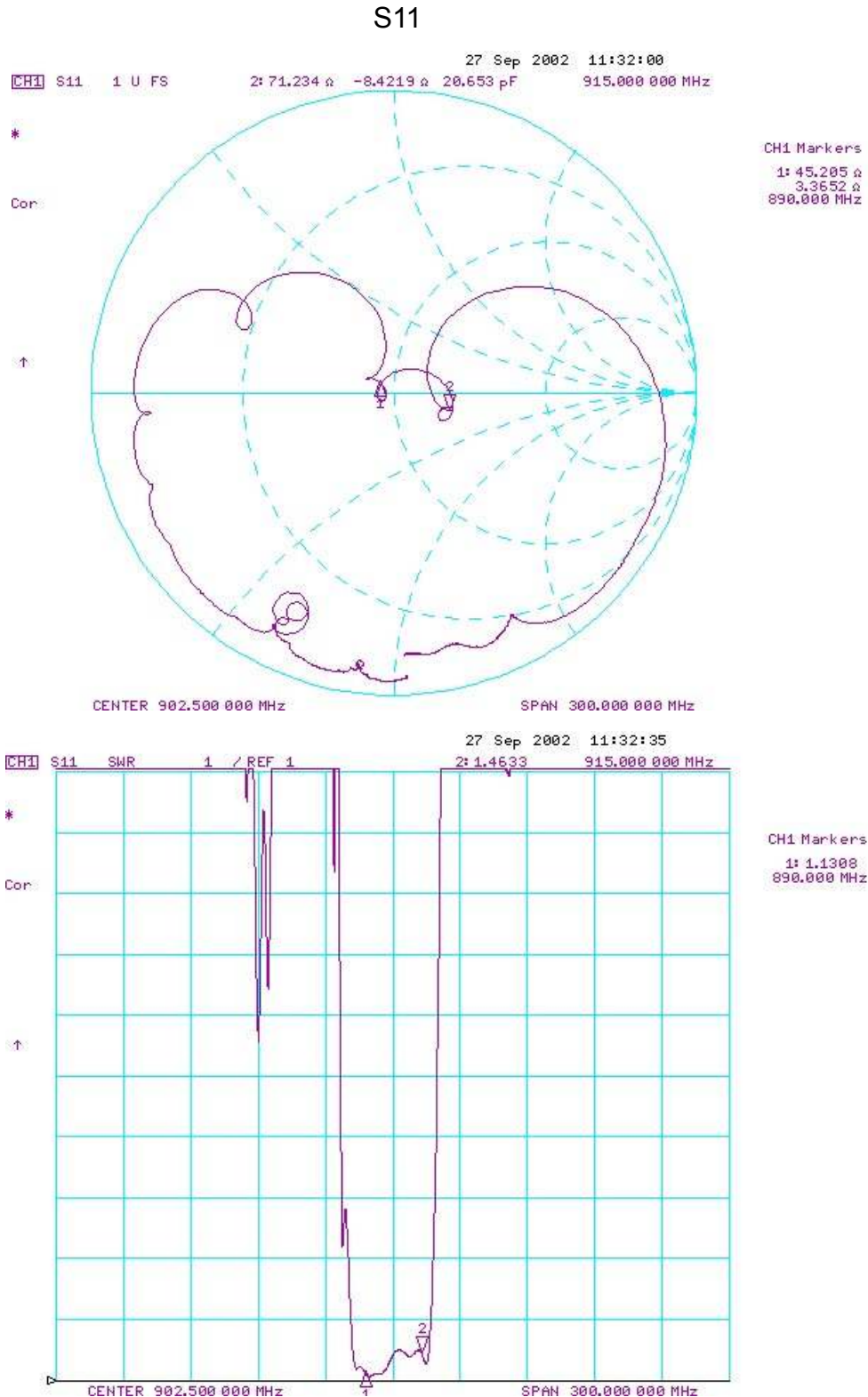


SAW Filter 902.50MHz
Part No: MA04713

Model: TA0824A
Rev No: 4

E. FREQUENCY CHARACTERISTICS:

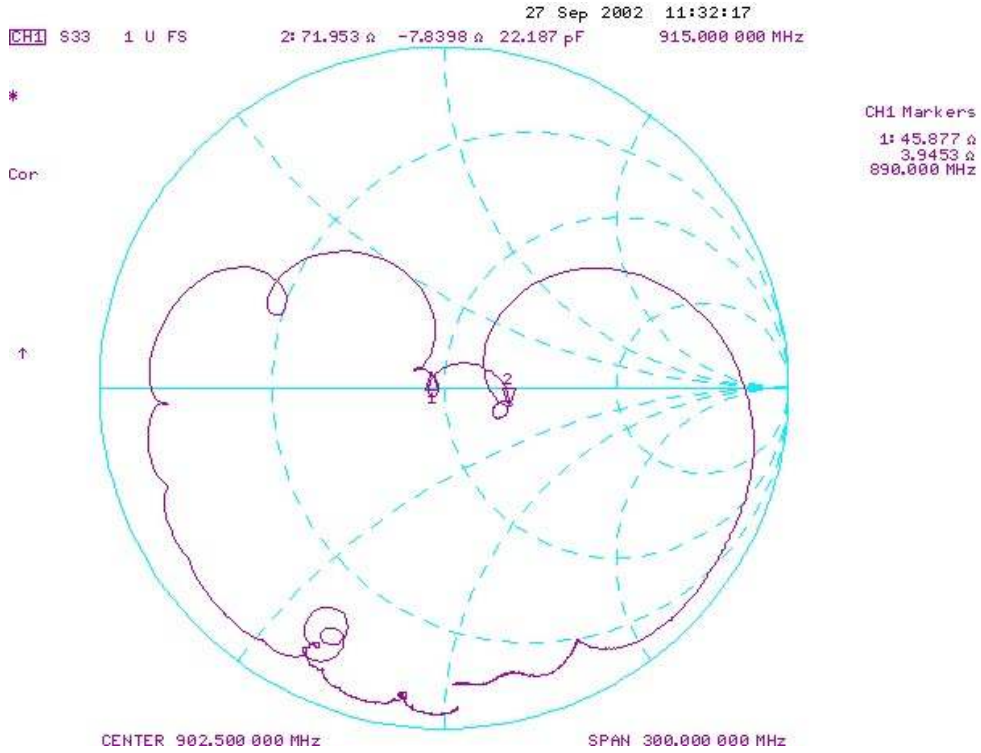
2. Reflections Functions



SAW Filter 902.50MHz
Part No: MA04713

Model: TA0824A
Rev No: 4

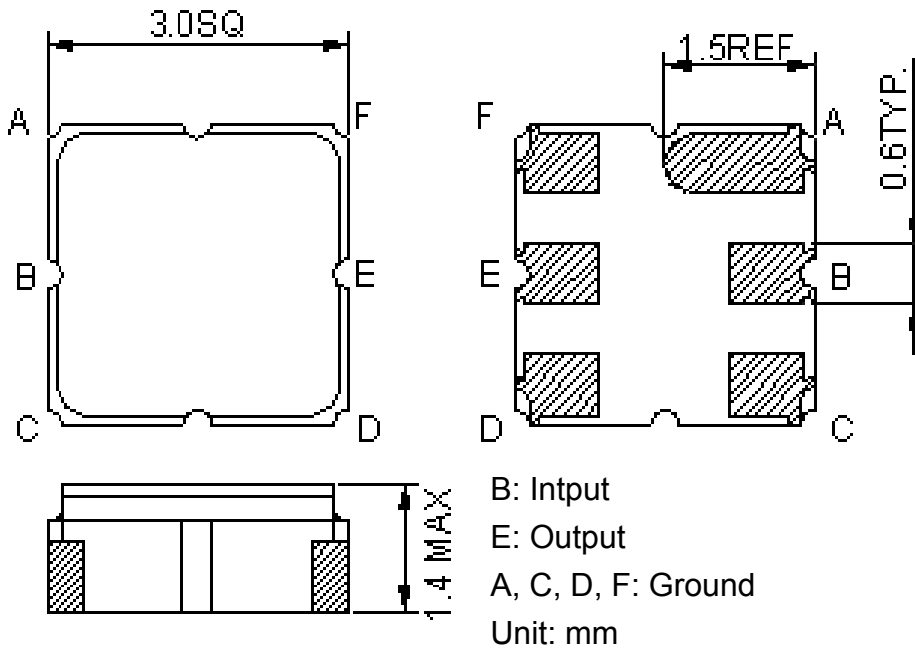
S22



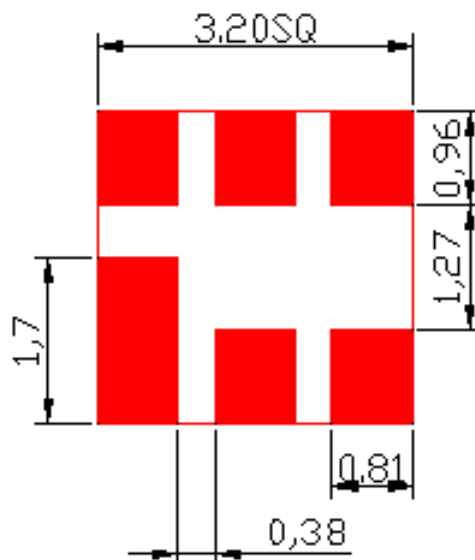
SAW Filter 902.50MHz
Part No: MA04713

Model: TA0824A
Rev No: 4

F. OUTLINE DRAWING:



G. PCB FOOTPRINT:

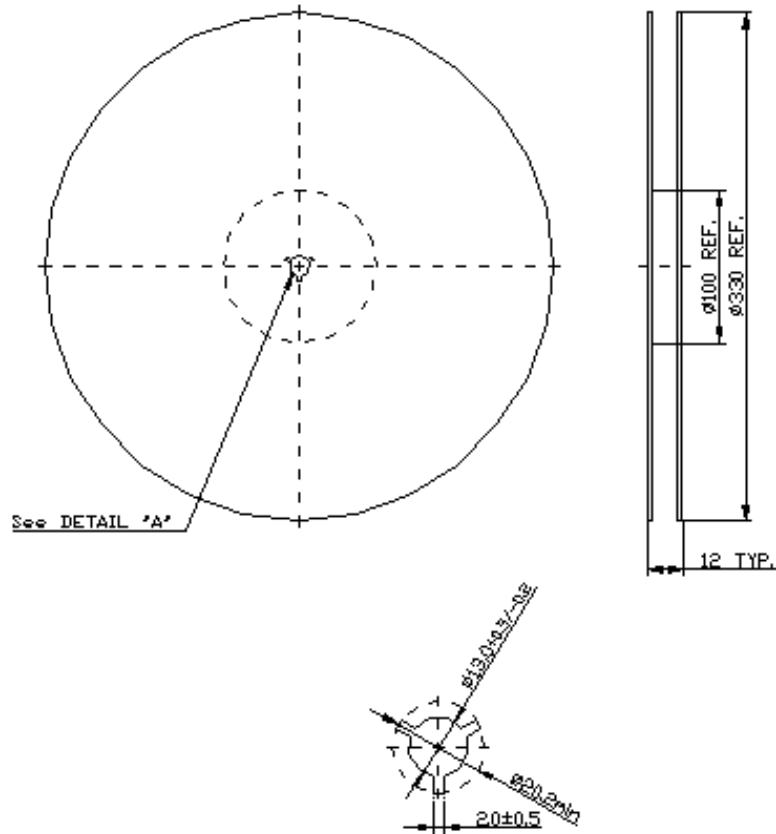


SAW Filter 902.50MHz
Part No: MA04713

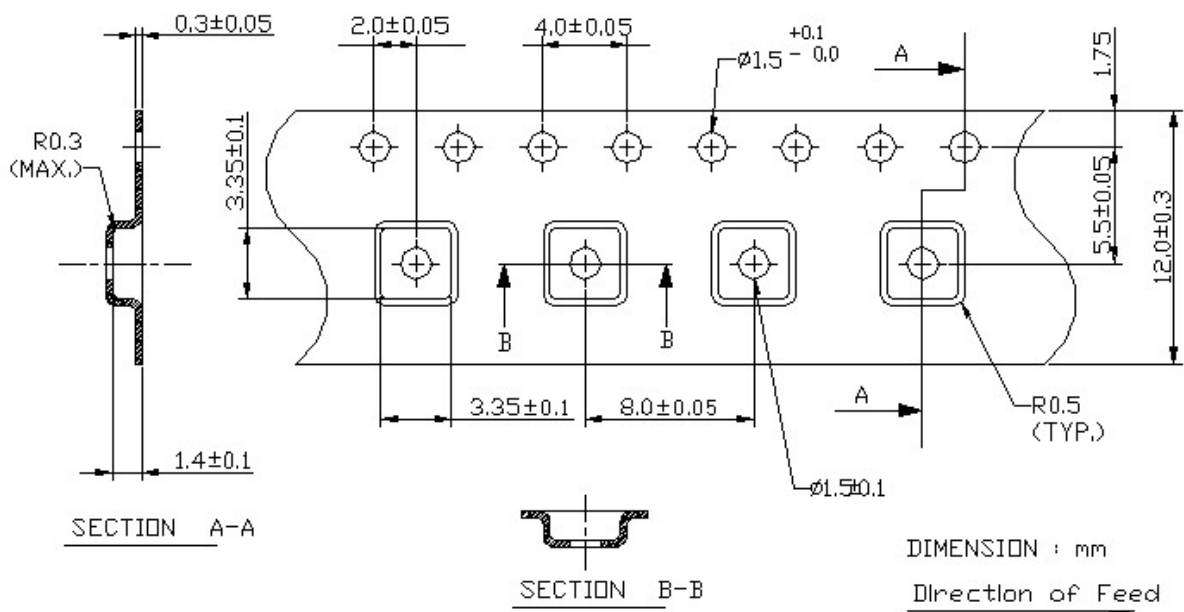
Model: TA0824A
Rev No: 4

H. PACKING:

1. Reel Dimension



2. Tape Dimension



SAW Filter 902.50MHz
Part No: MA04713

Model: TA0824A
Rev No: 4

I. RECOMMENDED REFLOW PROFILE:

1. Preheating shall be fixed at 150 ~ 180°C for 60 ~ 90 seconds.
2. Ascending time to preheating temperature 150°C shall be 30 seconds min.
3. Heating shall be fixed at 220°C for 50 ~ 80 seconds and at 245 ~ 260°C peak (min. 10 sec).
4. Time: 2 times.

