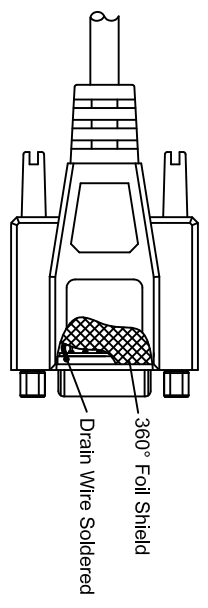
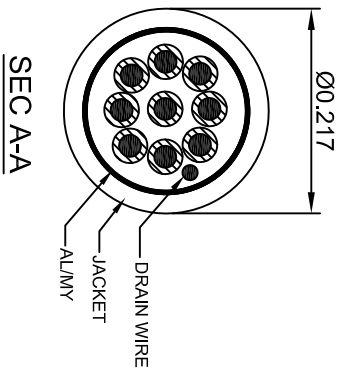
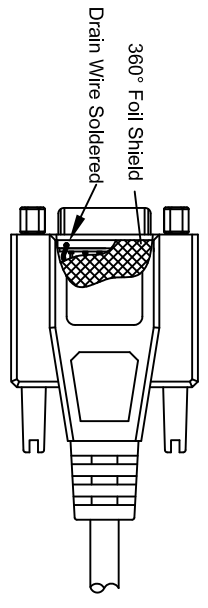
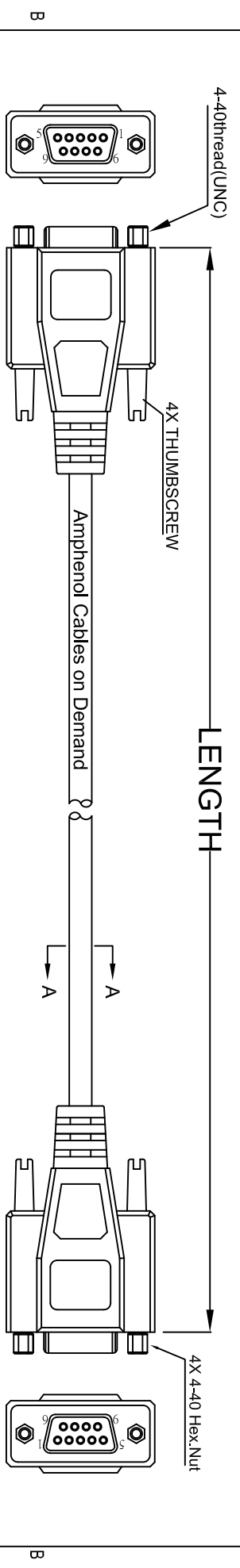


THE INFORMATION CONTAINED IN THIS DRAWING IS THE SOLE PROPERTY OF AMPHENOL. CARESSON DEMAND. ANY REPRODUCTION OR DISCLOSURE TO THIRD PARTIES, IN PART OR WHOLE, WITHOUT THE EXPRESS WRITTEN PERMISSION OF AMPHENOL CABLES ON DEMAND IS PROHIBITED.

REV.	DESCRIPTION	DATE	APPROVED
A	NEW RELEASE	27/Dec/2006	
A1	Add Hex.Nut	5/Dec/2007	
A2	Add wiring color	12/JAN/2012	



PIN OUT:

Female	Female	Color
PIN2	PIN2	Brown
PIN3	PIN3	Red
PIN4	PIN1	Orange
PIN1	PIN6	Black
PIN6	PIN4	Green (Gray)
PIN5	PIN5	Yellow
PIN7	PIN7	Blue
PIN8	PIN8	Purple
PIN9	PIN9	Drain Wire
SHIELD	SHIELD	Drain Wire

LENGTH & P/N Table

LENGTH	P/N	Cable Color
5FT ±2 inch	CS-DSNULW29FF-005	GREY
10FT ±3 inch	CS-DSNULW29FF-010	GREY
25FT ±4 inch	CS-DSNULW29FF-025	GREY



UNLESS OTHERWISE SPECIFIED DIMENSIONS ARE IN INCHES TOLERANCES ARE:		EQR NO.		Amphenol Cables on Demand 20 VALLEY ST. ENDICOTT, NY 13760	
DECIMALS	ANGLES	DRAWN	DATE	APPROVALS	
.XX	±X°	LF	12/JAN/2012		
.XXX	±.XXX	CHECKED	12/JAN/2012	BA	
THIRD ANGLE PROJECTION		RESP'NG			
MFG ENG		SIZE	DWG NO.	ASM CBL Null Modern 9PIN D-Sub FF	
A		A	CS-DSNULW29FF-XXX		
SCALE		SHEET		REV. A2	

NOTES: UNLESS OTHERWISE SPECIFIED