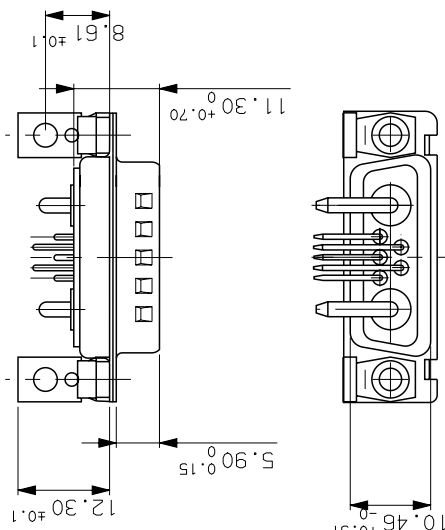
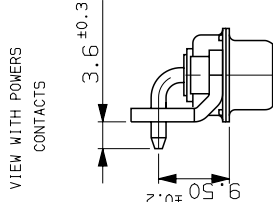
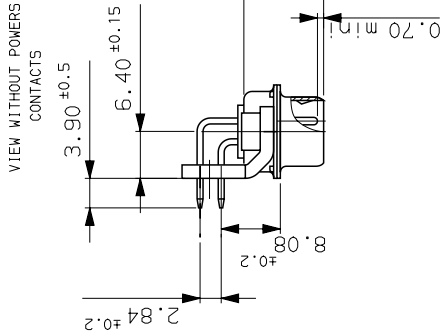
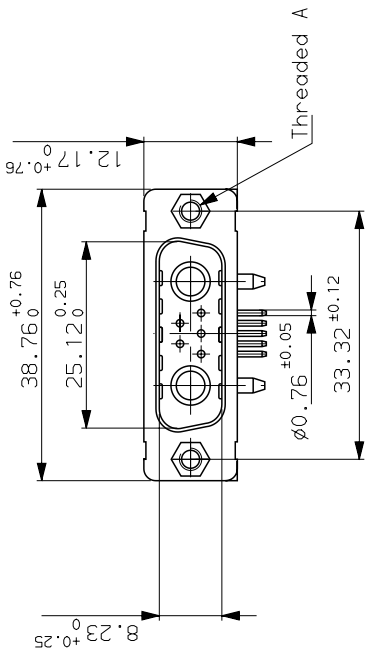
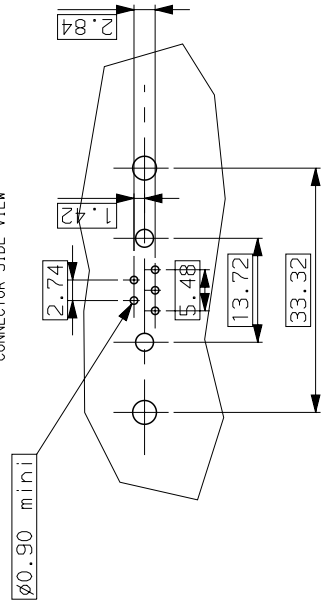


GENERAL CHARACTERISTICS : SEE DRAWING C01-8639-0000



LAYOUT DIMENSIONS (after plating)

CONNECTOR SIDE VIEW



DA07W2P700M30	UNC 4.40
DAL7W2P700M30	M3
PART NUMBER	Threaded A

b	29/09/03	update
ISS DATE	Latest modification by : DEBRAY.T	MOD N°
Designed by: JARRY	date: 29/12/00	Type of drawing: CLIENT
TITLE : PIN CONNECTOR RIGHT ANGLED WITH POWERS CONTACTS .		
SCALE: 1.3	SHEET 01	
	FRAMATOME CONNECTORS FRANCE Rue Louis Breguet - Bp 05 72024 LE MANS Cedex Tel. 33 (16) 43.84.08.43	This document is the property of FRAMATOME CONNECTORS FRANCE It must not be reproduced or communicated without permission in writing from the owners
	FORMAT A3	PROJECT M94D001

