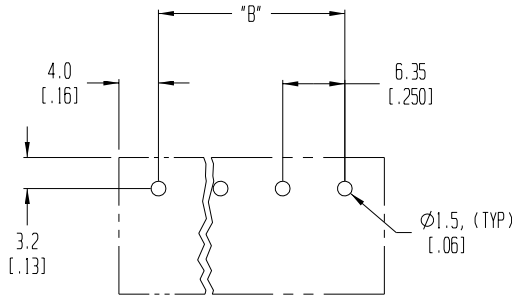
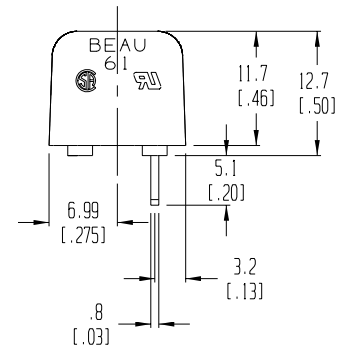
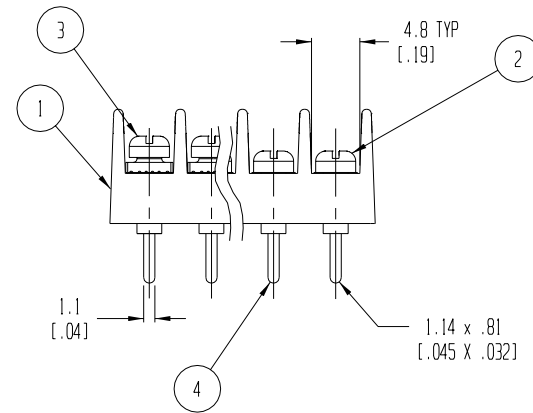
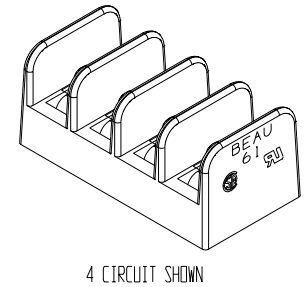
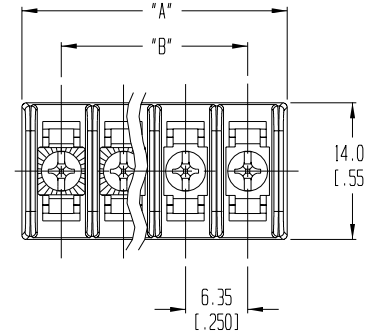


MATERIAL NO. (-C OPTION)	MATERIAL NO. (-SO OPTION)	# OF CIRC. "XX"	"A"	"B"
386106602	386107802	2	14.5 (.57)	6.4 (.25)
386106603	386107803	3	20.8 (.82)	12.7 (.50)
386106604	386107804	4	27.2 (1.07)	19.1 (.75)
386106605	386107805	5	33.5 (1.32)	25.4 (1.00)
386106606	386107806	6	39.9 (1.57)	31.8 (1.25)
386106607	386107807	7	46.2 (1.82)	38.1 (1.50)
386106608	386107808	8	52.6 (2.07)	44.5 (1.75)
386106609	386107809	9	58.9 (2.32)	50.8 (2.00)
386106610	386107810	10	65.3 (2.57)	57.2 (2.25)
386106611	386107811	11	71.6 (2.82)	63.5 (2.50)
386106612	386107812	12	78.0 (3.07)	69.9 (2.75)
386106613	386107813	13	84.3 (3.32)	76.2 (3.00)
386106614	386107814	14	90.7 (3.57)	82.6 (3.25)
386106615	386107815	15	97.0 (3.82)	88.9 (3.50)
386106616	386107816	16	103.4 (4.07)	95.3 (3.75)
386106617	386107817	17	109.7 (4.32)	101.6 (4.00)
386106618	386107818	18	116.1 (4.57)	108.0 (4.25)
386106619	386107819	19	122.4 (4.82)	114.3 (4.50)
386106620	386107820	20	128.8 (5.07)	120.7 (4.75)
386106621	386107821	21	135.1 (5.32)	127.0 (5.00)
386106622	386107822	22	141.5 (5.57)	133.4 (5.25)
386106623	386107823	23	147.8 (5.82)	139.7 (5.50)
386106624	386107824	24	154.2 (6.07)	146.1 (5.75)
386106625	386107825	25	160.5 (6.32)	152.4 (6.00)
386106626	386107826	26	166.9 (6.57)	158.8 (6.25)
386106627	386107827	27	173.2 (6.82)	165.1 (6.50)
386106628	386107828	28	179.6 (7.07)	171.5 (6.75)
386106629	386107829	29	185.9 (7.32)	177.8 (7.00)
386106630	386107830	30	192.3 (7.57)	184.2 (7.25)
386106631	386107831	31	198.6 (7.82)	190.5 (7.50)
386106632	386107832	32	205.0 (8.07)	196.9 (7.75)



PROPOSED PTH PATTERN



- NOTES:
1. MATERIAL: SEE TABLE
 2. FINISHES: SEE TABLE
 3. PRODUCT SPECIFICATION: NOT REQUIRED
 4. PACKAGING: NOT REQUIRED
 5. MATES WITH: NONE
 7. INCH DIMS ARE SHOWN IN PARENTHESIS (XXX)
 6. "XX" REFERS TO NUMBER OF CIRCUITS

ITEM	QTY.	DESCRIPTION	MATERIAL	FINISH
4	XX	TERMINAL, STYLE 5	BRASS	TIN PLATE
3	XX	SCREW & WASHER (-SO OPT)	STEEL	ZINC/CLEAR CHROMATE
2	XX	SCREW (STD.)	BRASS	NICKEL
1	1	BARRIER TERMINAL STRIP	THERMOPLASTIC	BLACK

EC NO. RELEASED WH 10-22-03 DRWN: CH'K: APPR:	DESCRIPTION MAJOR CRITICAL SPC S	QUALITY SYMBOLS	GENERAL TOLERANCES: (UNLESS SPECIFIED)	SCALE 2:1	DESIGN UNITS <input type="checkbox"/> mm <input checked="" type="checkbox"/> INCH	THIRD ANGLE PROJECTION	PROJECT NO. - 1 - DIMENSIONS: SHT REV <input checked="" type="checkbox"/> mm <input type="checkbox"/> INCH <input type="checkbox"/> mm ONLY REVISE ON CAD ONLY
		4 PLACES mm INCH ±.0015 3 PLACES ±.038 ±.005 2 PLACES ±.13 ±.01 1 PLACE ±.3	DRAWN BY & DATE W. HOWARD 10-22-03	TITLE: 61 SERIES BTS PC ASSY			
		ANGULAR: ±2°	APPROVED BY & DATE	MOLEX INCORPORATED			
		DRAFT WHERE APPLICABLE MUST REMAIN WITHIN DIMENSIONS	CAD FILENAME 615XX-C	MATERIAL NO. SEE CHART	DRAWING NO. SD-38610-002	SHEET NO. 1 OF 1	

THIS DRAWING CONTAINS INFORMATION THAT IS PROPRIETARY TO MOLEX INCORPORATED AND SHOULD NOT BE USED WITHOUT WRITTEN PERMISSION.