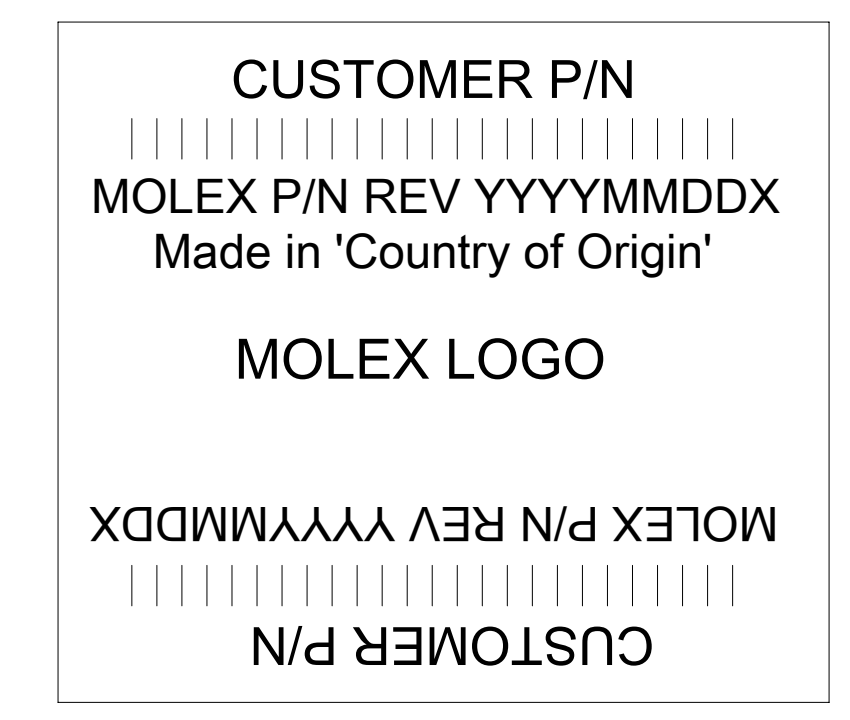
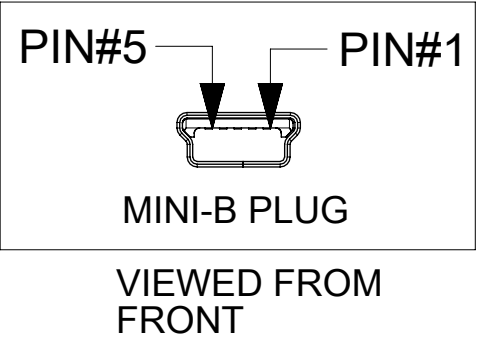
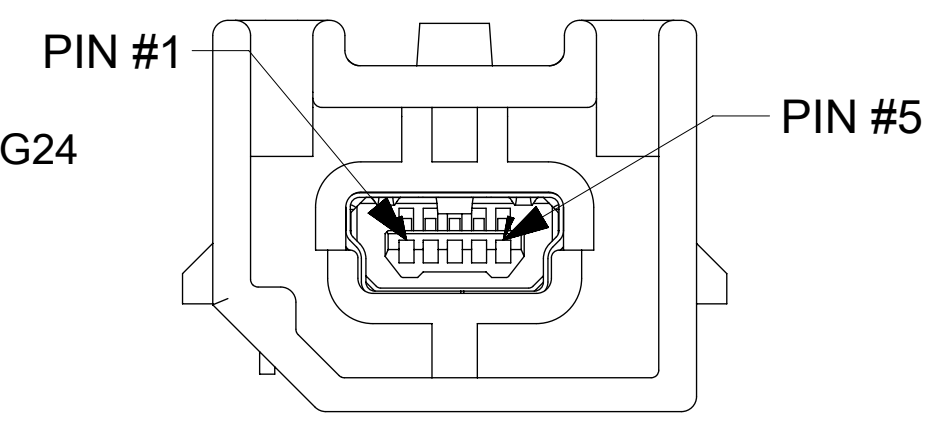
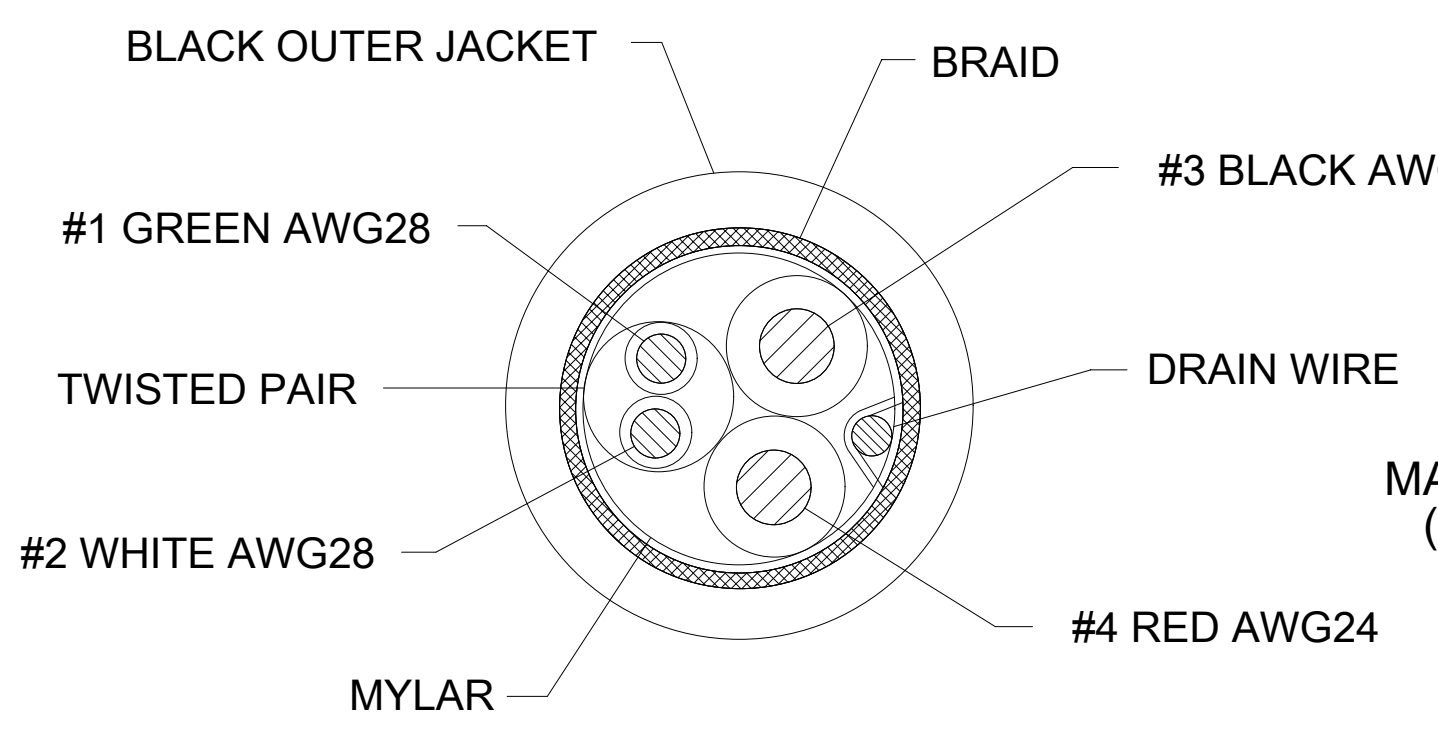


MOLEX MAT. NO.	MINI-B POLARIZATION		DIM "A"	CUSTOMER PART NO.
	MINI-B PLUG #1 (HOST)	MINI-B PLUG #2 (TARGET)		
111014-5000	A	A	500±10	PP207013
111014-5001	A	B	500±10	
111014-5003	B	B	500±10	
111014-5016	B	B	2620±10	
111014-5017	A	A	1500±10	
111014-5018	A	B	1000±10	
111014-5019	A	B	1240±10	
111014-5021	A	B	570±10	
111014-5022	A	B	715±10	
111014-5024	A	B	1640±10	
111014-5025	A	B	1225±10	
111014-5027	A	B	2000±20	
111014-5028	C (BROWN)	B	2000±20	
111014-5029	D	B	2000±20	
111014-5030	C (BROWN)	C (BROWN)	2000±20	
111014-5031	A	A	3000±30	
111014-5032	D	D	2000±20	
111014-5033	D	D	3000±30	
111014-5034	A	A	305±10	
111014-5035	B	B	4800±20	
111014-5038	A	C (BLACK)	500±10	
111014-5039	B	B	300±10	
111014-5075	A	A	944±10	



LAST LETTER OF DATE CODE "X" = PRODUCTION SHIFT CODE.
 BAR CODE = MOLEX MATERIAL NUMBER.
 Country of Origin = NAME OF COUNTRY OF MANUFACTURING PLANT.

- NOTES:**
- PART MUST CONFORM TO THE ELECTRICAL CONNECTION SYSTEM DESIGN SPECIFICATION (SDS) VER 13, DATED 06-APR-06; TEMP CLASS "-40~85°C".
 - UNLESS OTHERWISE SPECIFIED, PART MUST CONFORM TO THE LATEST LEVEL OF SAE/USCAR-30 AND USB 2.0.
 - ALL PLASTIC PARTS MUST HAVE MATERIAL IDENTIFICATION SYMBOLS CLEARLY MARKED, WHEREVER PACKAGE SIZE PERMITS.
 - GENERAL TOLERANCES: ±0.25 ALL ONE PLACE DIMENSIONS, ±0.15 ALL TWO PLACE DIMENSIONS, AND ±0.5° ALL ANGULAR DIMENSIONS.
 - 0.3MM MAXIMUM RADIUS PERMISSIBLE ON EDGES AND FILLETS SHOWN AS SHARP FOR PLASTIC PARTS.
 - PARTS ARE TO BE FREE OF SCRATCHES, DISCOLORATION, SALT RESIDUE OR OTHER IMPERFECTIONS THAT MAY AFFECT FUNCTION OR FIT OF PART.
 - PLEASE REFER TO ENGINEERING SPECIFICATION 2093051000 FOR DETAIL LABEL INFORMATION.
 ATTENTION: FINAL GOODS LABEL WILL BE PRINTED WITH THE CUSTOMER PART NUMBER MENTIONED ON THE DRAWING. IF THE CUSTOMER PART NUMBER FIELD IS EMPTY, TBD, NA OR NOTATES ANOTHER PLACEHOLDER INDICATING NO CUSTOMER PART NUMBER IS AVAILABLE THEN THERE WILL BE NO CUSTOMER PART NUMBER PRINTED ON THE LABEL.
 LABEL COLOR DEFINITION:
 WHITE : MEANS IT IS A PPAP/PRODUCTION PRODUCT.
 BLUE : MEANS IT IS A NON-PPAP, PRE-PRODUCTION PART NOT INTENDED FOR SALE-ABLE VEHICLES..
 - VISIT WWW.MOLEX.COM FOR ENVIRONMENTAL COMPLIANCE INFORMATION.
 - FINISHES: TERMINAL: SELECTIVE GOLD (Au) IN THE CONTACT AREA; THICKNESS = 0.75 MICROMETER (30 MICROINCH) MINIMUM OVER NICKEL (Ni) OVERALL; THICKNESS = 1.25 MICROMETER (50 MICROINCH) MINIMUM.
 - PACKAGING SPECIFICATION: PK-68800-001.



WIRING DIAGRAM

SIGNAL NAME	CONTACT #	MINI-B PLUG #1 (HOST)	MINI-B PLUG #2 (TARGET)	CONTACT #	SIGNAL NAME
		WIRE COLORS	WIRE COLORS		
VBUS	1	RED	RED	1	VBUS
D-	2	WHITE	WHITE	2	D-
D+	3	GREEN	GREEN	3	D+
NO CONNECT	4	NO CONNECT	NO CONNECT	4	NO CONNECT
GND	5	BLACK	BLACK	5	GND
CABLE BRAID	SHELL	BRAID TO SHELL TERMINATION	SHELL	CABLE BRAID	

FUNCTIONAL SYMBOLS FA = 0 FE = 0 FP = 0	THIS DRAWING CONTAINS INFORMATION THAT IS PROPRIETARY TO MOLEX ELECTRONIC TECHNOLOGIES, LLC AND SHOULD NOT BE USED WITHOUT WRITTEN PERMISSION	CURRENT REV DESC: SEE REVISION TABLE			
	DIMENSION UNITS: mm	SCALE: 2:1	GENERAL TOLERANCES (UNLESS SPECIFIED)		
DIVISIONAL SYMBOLS	ANGULAR TOL ± 3.0°	EC NO: 700203		USB CABLE ASSEMBLY	
	4 PLACES ±	DRWN: AKSHAK13 2022/02/14		MINI-B PLUG STRAIGHT TO MINI-B PLUG STRAIGHT	
DRAFT WHERE APPLICABLE MUST REMAIN WITHIN DIMENSIONS	3 PLACES ±	CHK'D: GKUNCHOORU 2022/05/23		PRODUCT CUSTOMER DRAWING	
	2 PLACES ± 0.13	APPR: TSWAROOPNUNE 2022/05/25		DOCUMENT NUMBER	
THIRD ANGLE PROJECTION	1 PLACE ± 0.25	INITIAL REVISION:		DOC TYPE	
	0 PLACES ±	DRWN: JREEVES 2007/09/07		DOC PART	
D-DRAWING	APPR: KMONROE 2007/09/11		REVISION		SHEET NUMBER
	SERIES: 111014		SD-111014-1000		
MATERIAL NUMBER		CUSTOMER		1 OF 2	
SEE CHART		GENERAL MARKET			

REVISIONS

DATE	PDD DOCUMENT REV.	PSD DOCUMENT REV.	DESCRIPTION
2020/08/23	R	U	ADDED NEW LENGTH 815MM WITH PN 111014-5075
2020/10/30	T	V	1.CHANGED LENGTH TO 949 WAS 815 WITH PN:111014-5075. 2.ADDED THE REV.HISTORY TABLE
2021/06/04	U	W	1.CHANGED LENGTH TO 900 WAS 949 AND ADDED CUST. P/N: 114G0-027638-01 WITH PN:111014-5075.
2022/02/14	Y	Y	1. CHANGED LENGTH TO 944 WAS 900. 2. REMOVED CUST. P/N: 114G0-027638-01. 3. UPDATED NOTES.

FUNCTIONAL SYMBOLS	THIS DRAWING CONTAINS INFORMATION THAT IS PROPRIETARY TO MOLEX ELECTRONIC TECHNOLOGIES, LLC AND SHOULD NOT BE USED WITHOUT WRITTEN PERMISSION		
	DIMENSION UNITS	SCALE	CURRENT REV DESC: SEE REVISION TABLE
$\nabla_A = 0$	mm	1:1	EC NO: 700203 DRWN: AKSHAK13 2022/02/14 CHK'D: GKUNCHOORU 2022/05/23 APPR: TSWAROOPNUNE 2022/05/25
$\nabla_C = 0$	GENERAL TOLERANCES (UNLESS SPECIFIED)		
$\nabla_P = 0$	ANGULAR TOL	$\pm 3.0^\circ$	INITIAL REVISION: DRWN: JREEVES 2007/09/07 APPR: KMONROE 2007/09/11
DIVISIONAL SYMBOLS	4 PLACES	\pm	
	3 PLACES	\pm	DOCUMENT NUMBER
	2 PLACES	± 0.13	
	1 PLACE	± 0.25	DOC TYPE
	0 PLACES	\pm	
	DRAFT WHERE APPLICABLE MUST REMAIN WITHIN DIMENSIONS	THIRD ANGLE PROJECTION	DRAWING
			SERIES
			MATERIAL NUMBER
			CUSTOMER
			SHEET NUMBER

molex

USB CABLE ASSEMBLY
MINI-B PLUG STRAIGHT TO MINI-B PLUG STRAIGHT

PRODUCT CUSTOMER DRAWING

SD-111014-1000 PSD 001 Y

SEE CHART GENERAL MARKET 2 OF 2