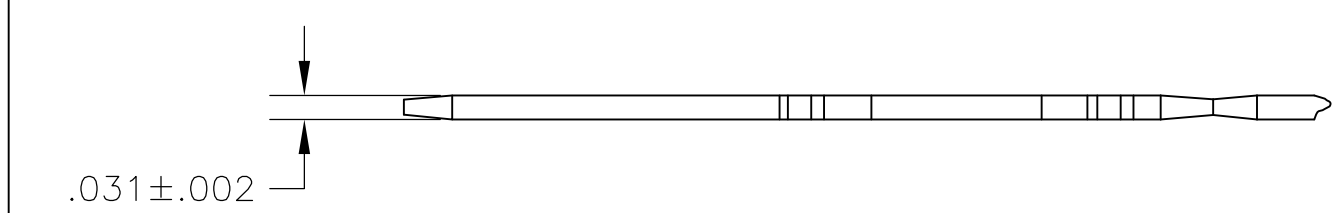
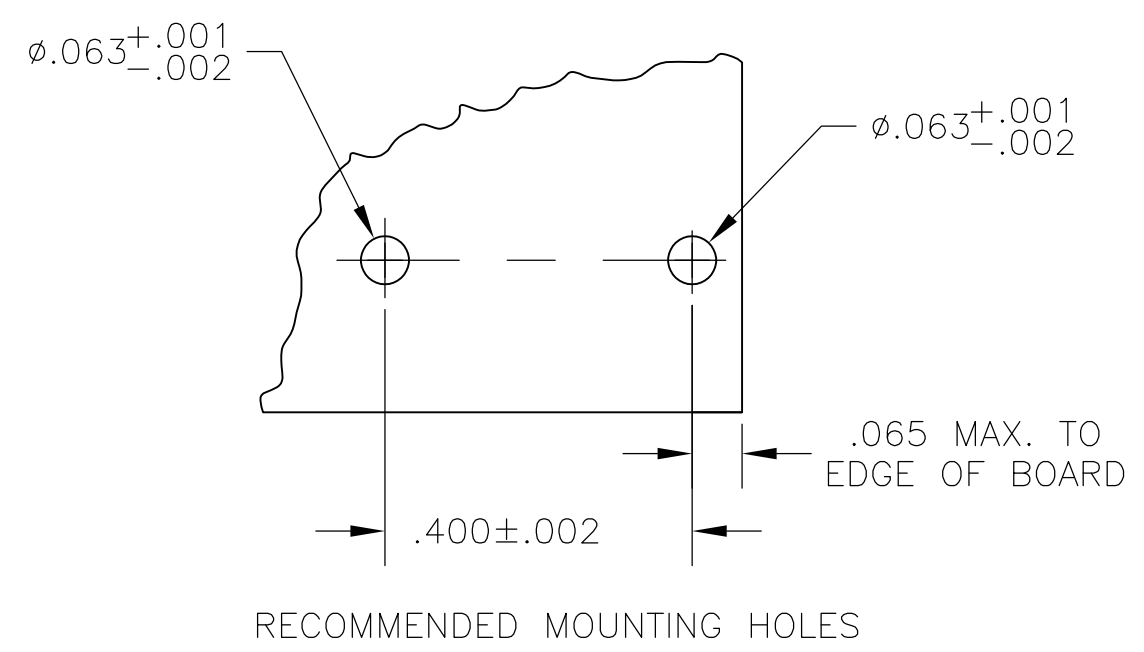
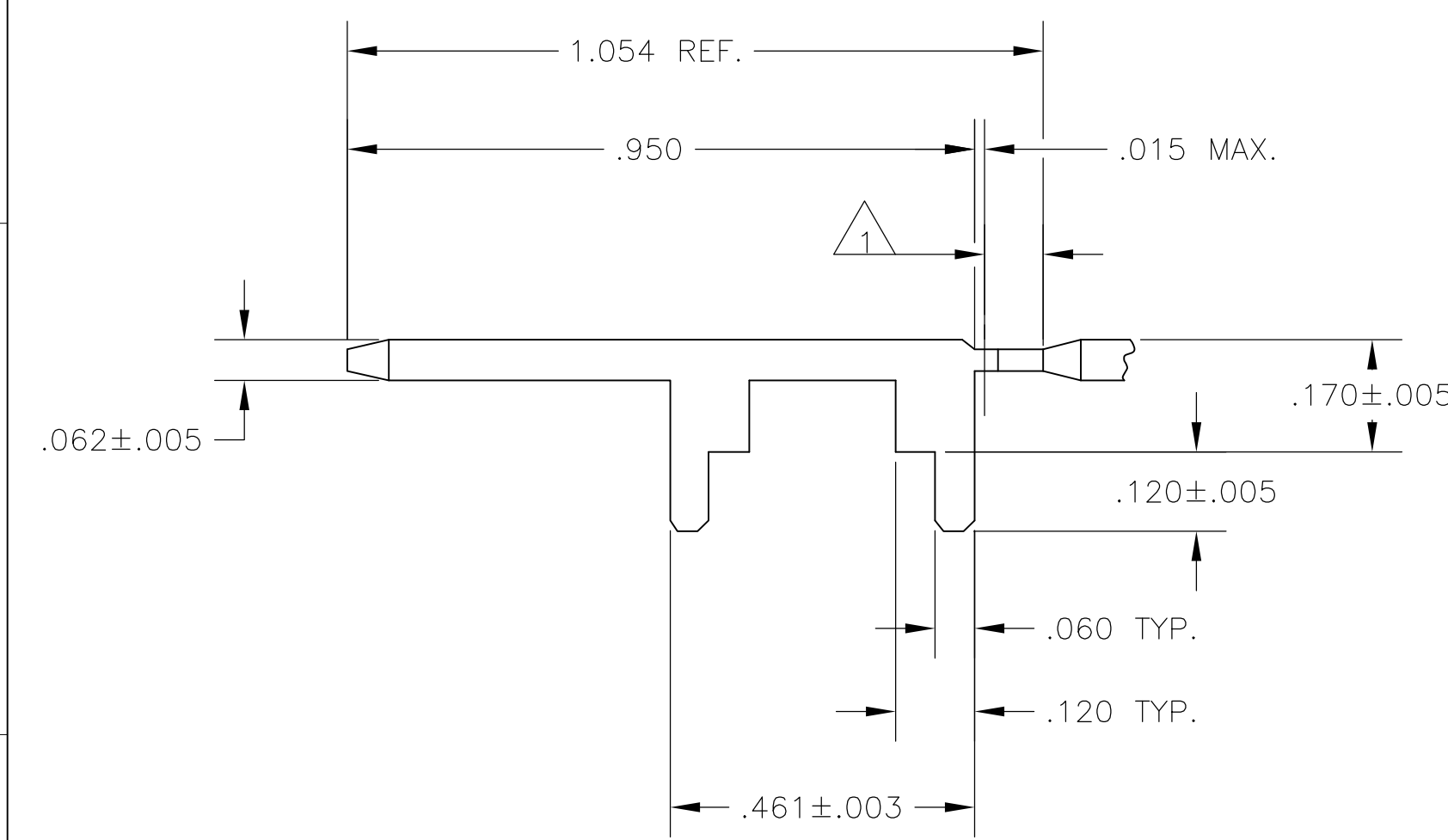


THIS DRAWING IS UNPUBLISHED. RELEASED FOR PUBLICATION
 © COPYRIGHT - BY TYCO ELECTRONICS CORPORATION. ALL RIGHTS RESERVED.

LOC	DIST	REVISIONS			
P	LTR	DESCRIPTION	DATE	DWN	APVD
AD	00	E3	REVISED PER ECO-11-001568	24JAN11	HMR JO



FINISH	PART NO.
2 .000100-000200 MATTE TIN OVER .000050 NICKEL	5-86311-6
.000100-000200 BRIGHT TIN OVER .000030 NICKEL	86311-6
OBSOLETE .000015 GOLD OVER .000050 NICKEL	86311-4
3 OBSOLETE .000030 GOLD OVER .000050 NICKEL	86311-3
.000100-000200 BRIGHT TIN-LEAD OVER .000030 NICKEL	86311-2

- 1 THIS SECTION IS SHEARED OUT BY APPLICATOR
- 2 ROHS 2002/95/EC COMPLIANT
- 3 OBSOLETE PARTS: OBSOLETE CIS STREAMLINING PER D.RENAUD/D.SINISI

THIS DRAWING IS A CONTROLLED DOCUMENT.		DWN GURURAJ 24AUG06	Tyco Electronics Corporation Harrisburg, Pa 17105-3608	
DIMENSIONS: INCHES	TOLERANCES UNLESS OTHERWISE SPECIFIED:	CHK -	NAME CONTACT POST, RIGHT ANGLE, MALE MOD. I	
	0 PLC ± -	APVD -	PRODUCT SPEC -	RESTRICTED TO -
	1 PLC ± -	PRODUCT SPEC -	APPLICATION SPEC -	
	2 PLC ± -	APVD -	SIZE A3	CAGE CODE 00779
	3 PLC ± .010	PRODUCT SPEC -	DRAWING NO C-86311	SCALE 4:1
	4 PLC ± -	APPLICATION SPEC -	SHEET 1 OF 1	REV E3
	ANGLES ± -	WEIGHT -	CUSTOMER DRAWING	
MATERIAL BRASS	FINISH SEE TABLE			