

Connector in molded plastic on both sides - K-17-M23 M9/5,0-E01/M23 F8 - 1619296

Please be informed that the data shown in this PDF Document is generated from our Online Catalog. Please find the complete data in the user's documentation. Our General Terms of Use for Downloads are valid (<http://phoenixcontact.com/download>)



Connector in molded plastic on both sides, Length: 5 m, Color of outer sheath: green

Product Features

- Our standard: robust halogen-free PUR cable
- Simple and safe: 100% electrically tested and assembled ready for use
- Designs with pre-assembled cables on one or both sides
- High flexibility: customer-specific assemblies and cable lengths can be supplied



Key Commercial Data

| | |
|----------------------|----------|
| Packing unit | 1 pc |
| Custom tariff number | 85444290 |
| Country of origin | Germany |

Technical data

| | |
|------------------|-----|
| Conductor length | 5 m |
| Nominal current | 9 A |

Connector specifications

| | |
|-----------------------|----------------------------|
| Type | straight plastic-sheathed |
| Housing material | Zinc die-cast |
| Thread type | M23 |
| Locking type | Screw locking |
| Degree of protection | IP67, when in locked state |
| Number of positions | 17 |
| Direction of rotation | Standard |

Connector in molded plastic on both sides - K-17-M23 M9/5,0-E01/M23 F8 - 1619296

Technical data

Connector specifications

| | |
|---------------------------------|-------------------|
| Type of contact | Socket |
| Insertion/withdrawal cycles | 50 |
| Contact resistance | < 0.3 mΩ |
| Max. current | 8 A |
| Voltage | 100 V |
| Overvoltage category | II |
| Degree of pollution | 3 |
| Rated surge voltage | 1.5 kV |
| Ambient temperature (operation) | -40 °C ... 105 °C |

Cable specifications

| | |
|---|--|
| Type of cable | SSLC11Y |
| Shielded | yes |
| Cable structure | 3 x 2 x 0.14 mm ² + 2 x 0.5 mm ² + 4 x 0.14 mm ² + 4 x 0.22 mm ² |
| Cable structure (AWG) | 26 AWG/3pr + 20 AWG/2c + 26 AWG/4c + 24 AWG/4c |
| External cable diameter | 9.4 mm |
| Outer sheath, material | TPU |
| Material wire insulation | TPU |
| External sheath, color | green |
| Nominal voltage, cable | 30 V |
| Test voltage | 0.5 kV |
| Rated current | 9 A |
| Smallest bending radius, fixed installation | 38 mm |
| Smallest bending radius, movable installation | 94 mm |
| Ambient temperature for fixed installation | -30 °C ... 80 °C |
| Ambient temperature for flexible installation | -30 °C ... 60 °C |

Connector specifications (second page)

| | |
|-----------------------------|----------------------------|
| Type | straight plastic-sheathed |
| Housing material | Zinc die-cast |
| Thread type | M23 |
| Degree of protection | IP67, when in locked state |
| Number of positions | 17 |
| Direction of rotation | Standard |
| Type of contact | Male connector |
| Insertion/withdrawal cycles | 50 |
| Contact resistance | < 0.3 mΩ |

Connector in molded plastic on both sides - K-17-M23 M9/5,0-E01/M23 F8 - 1619296

Technical data

Connector specifications (second page)

| | |
|---------------------------------|-------------------|
| Max. current | 8 A |
| Voltage | 100 V |
| Overvoltage category | II |
| Degree of pollution | 3 |
| Rated surge voltage | 1.5 kV |
| Ambient temperature (operation) | -40 °C ... 105 °C |

Classifications

eCl@ss

| | |
|------------|----------|
| eCl@ss 4.0 | 27060306 |
| eCl@ss 4.1 | 27060306 |
| eCl@ss 5.0 | 27061801 |
| eCl@ss 5.1 | 27061801 |
| eCl@ss 6.0 | 27279218 |
| eCl@ss 7.0 | 27279218 |
| eCl@ss 8.0 | 27062011 |
| eCl@ss 9.0 | 27062011 |

ETIM

| | |
|----------|----------|
| ETIM 3.0 | EC001121 |
| ETIM 4.0 | EC001855 |
| ETIM 5.0 | EC001578 |

UNSPSC

| | |
|---------------|----------|
| UNSPSC 6.01 | 26121604 |
| UNSPSC 7.0901 | 26121604 |
| UNSPSC 11 | 26121604 |
| UNSPSC 12.01 | 26121604 |
| UNSPSC 13.2 | 26121604 |

Approvals

Approvals

Approvals

UL Listed / cUL Listed / EAC / cULus Listed

Connector in molded plastic on both sides - K-17-M23 M9/5,0-E01/M23 F8 - 1619296

Approvals

Ex Approvals

Approvals submitted

Approval details

| | |
|--------------------------------|------|
| UL Listed | |
| Nominal current I _N | 5 A |
| Nominal voltage U _N | 30 V |

| | |
|--------------------------------|------|
| cUL Listed | |
| Nominal current I _N | 5 A |
| Nominal voltage U _N | 30 V |

EAC

| |
|--------------|
| cULus Listed |
|--------------|


Drawings

Schematic diagram



Socket pin assignment

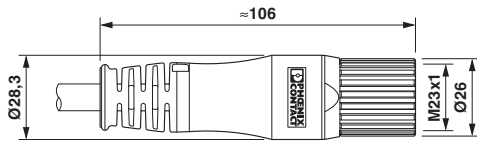
Schematic diagram



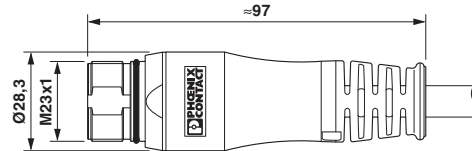
Pin assignment of pin

Connector in molded plastic on both sides - K-17-M23 M9/5,0-E01/M23 F8 - 1619296

Dimensional drawing



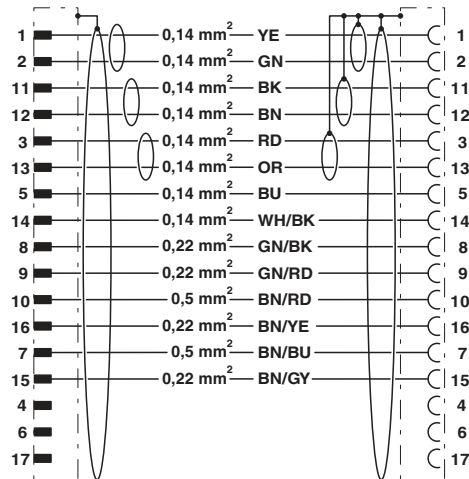
Dimensional drawing



On the female side

Pin side

Circuit diagram



Contact assignment of M23 plugs/sockets