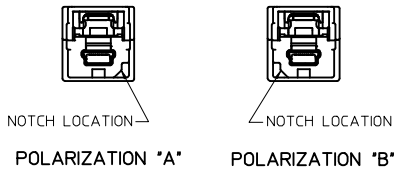


MINI-B PLUG POLARIZATION OPTIONS



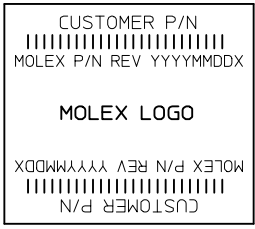
WIRING DIAGRAM

MINI-B PLUG (HOST)			MINI-B PLUG (TARGET)		
SIGNAL NAME	CONTACT #	WIRE COLORS	WIRE COLORS	CONTACT #	SIGNAL NAME
TPB-	PIN 1	RED	GREEN	PIN 5	TPA+
TPB+	PIN 2	GREEN	RED	PIN 4	TPA-
SIGNAL SHIELDING	PIN 3	SIGNAL SHIELD DRAIN WIRE	SIGNAL SHIELDING	PIN 3	SIGNAL SHIELDING
TPA-	PIN 4	ORANGE	BLUE	PIN 2	TPB+
TPA+	PIN 5	BLUE	ORANGE	PIN 1	TPB-
CABLE BRAID	SHELL	BRAID TO SHELL TERMINATION	SHELL	CABLE BRAID	

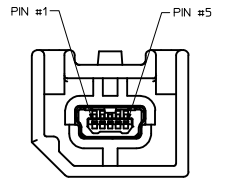
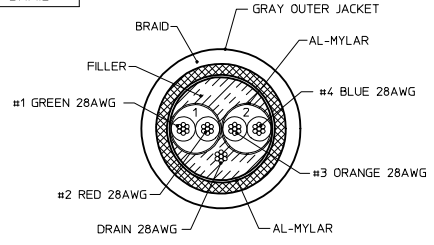
ASSEMBLY MATERIAL NUMBERS

MOLEX MAT. NO.	MINI-B POLARIZATION	CUSTOMER PART NO.	DIM "A"
111020-1001	A TO B		500±10
111020-1002	A TO A		500±10
111020-1003	B TO B		500±10

- NOTES:
- PART MUST CONFORM TO THE ELECTRICAL CONNECTION SYSTEM DESIGN SPECIFICATION (SDS) VER 13, DATED 06-APR-06; TEMP CLASS "-40-85°C".
 - PART MUST CONFORM TO THE LATEST LEVEL OF SAE/USCAR-30 & USB 2.0.
 - ALL PLASTIC PARTS MUST HAVE MATERIAL IDENTIFICATION SYMBOLS CLEARLY MARKED, WHEREVER PACKAGE SIZE PERMITS.
 - GENERAL TOLERANCES: ±0.25 ALL ONE PLACE DIMENSIONS, ±0.15 ALL TWO PLACE DIMENSIONS, AND ±0.5° ALL ANGULAR DIMENSIONS.
 - 0.3MM MAXIMUM RADIUS PERMISSIBLE ON EDGES AND FILLETS SHOWN AS SHARP FOR PLASTIC PARTS.
 - PARTS ARE TO BE FREE OF SCRATCHES, DISCOLORATION, SALT RESIDUE OR OTHER IMPERFECTIONS THAT MAY AFFECT FUNCTION OR FIT OF PART.
 - IDENTIFICATION LABEL MUST DISPLAY CUSTOMER PART NUMBER, SUPPLIER PART NUMBER, DATE CODE (YYYYMMDD), REVISION, AND LOGO.
 - LEAD FREE, NO ROHS EXEMPTIONS.
 - FINISHES: TERMINAL: SELECTIVE GOLD (Au) IN THE CONTACT AREA; THICKNESS = 0.75 MICROMETER (30 MICROINCH) MINIMUM OVER NICKEL (Ni) OVERALL; THICKNESS = 1.25 MICROMETER (50 MICROINCH) MINIMUM.



LABEL FORMAT
 LAST LETTER OF DATE CODE "X":
 'D'= DAY SHIFT, 'N'= NIGHT SHIFT
 BAR CODE = MOLEX MATERIAL NUMBER



UPDATED PLUG 145G EEC NO: CPG2013-2725 DRAWN: HEARTLINEZ 2013/03/05 CHECKED: JPAWLICKI 2013/03/05 APPROVED: KMONROE 2013/04/01	QUALITY SYMBOLS ∇=0 ∇=0 ∇=0	GENERAL TOLERANCES (UNLESS SPECIFIED) DIMENSIONS IN INCH 4 PLACES ± --- + --- 3 PLACES ± --- + --- 2 PLACES ± --- + --- 1 PLACE ± --- + --- 0 PLACE ± --- + --- ANGULAR ± 3 ° DRAFT WHERE APPLICABLE MUST REMAIN WITHIN DIMENSIONS	DIMENSION STYLE MM ONLY DRAWN BY: J.REEVES DATE: 2007/09/11 CHECKED BY: J.REEVES DATE: 2007/09/11 APPROVED BY: KMONROE DATE: 2010/03/08	SCALE: 2:1 DESIGN UNITS: METRIC THIRD ANGLE PROJECTION
	MATERIAL NO. SD-111020-1000 DOCUMENT NO. SD-111020-1000			
	TITLE: 1394 CABLE ASSEMBLY MINI-B PLUG STRT TO MINI-B PLUG CROSS-OVER molex			
	THIS DRAWING CONTAINS INFORMATION THAT IS PROPRIETARY TO MOLEX INCORPORATED AND SHOULD NOT BE USED WITHOUT WRITTEN PERMISSION			