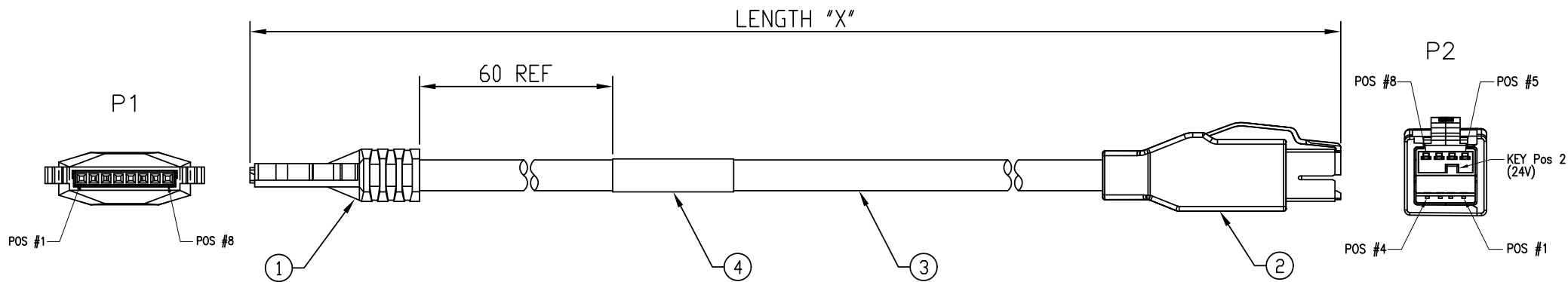


FCI CONFIDENTIAL

FCI PART NO.	CUSTOMER P/N	POWER TYPE	LENGTH "X"
10114757-Z0092YYLF	CEPS-3PUSB	24V	915±15 (3 Feet)
10114757-Z0183YYLF	CEPS-6PUSB	24V	1830±20 (6 Feet)
10114757-Z0366YYLF	EPSN-12PUSB	24V	3660±25 (12 Feet)



This document is the property of and embodies CONFIDENTIAL and PROPRIETARY information of FCI. No part of the information shown on this document may be used in any way or disclosed to others without the written consent of FCI. Copyright FCI.

PIN ASSIGNMENT				
P1	SIGNAL NAME	WIRE COLOR	WIRE AWG	P2
6	VBUS (+5V)	RED	20	1
5	DATA -	WHITE	28	2
4	DATA +	GREEN	28	3
3	GND	BLACK	20	4
1	24V RETURN	BLUE	20	5
2	+24V	BROWN	20	6
7	+24V	ORANGE	20	7
8	24V RETURN	YELLOW	20	8
SHELL	FRAME GND	BRAID		SHELL

Mark with 10075076001 REV. proj_revision in area indicated by X....			
rev	ecr no	dr	date
A	N10-0127	ST	5/12/2010
B	N11-0163	ST	6/15/2011
C	ECN-ELX-H-010403-1	ST	2/24/2012

Material		Spec ref		spec_ref	
Mat code		surface	tolerance	projection	MM
Heattreat		ISO 1302	ISO 406		
Plating/Finish			ISO 1101		
Dr	Sunny Tsai	5/12/2010	Product family		CABLE ASS'Y
Eng	Sunny Tsai	5/12/2010	Model Name		ECN
Chr	Jackson Wang	5/12/2010	Model Revision		REL Level
Appr	Jackson Wang	5/12/2010	size		A3
title		CABLE: USB+POWER(24V) TO 1X8 LATCH-N-LOK (ROHS)		dwg no	
Pro/E file		catalog no		10114757	
CUSTOMER DWG		sheet 1 of 3		Rev. C	

TOLERANCES UNLESS OTHERWISE SPECIFIED			
LINEAR			
ANGULAR	0°	±2°	

FCI PART NO. SEE SHEET 1

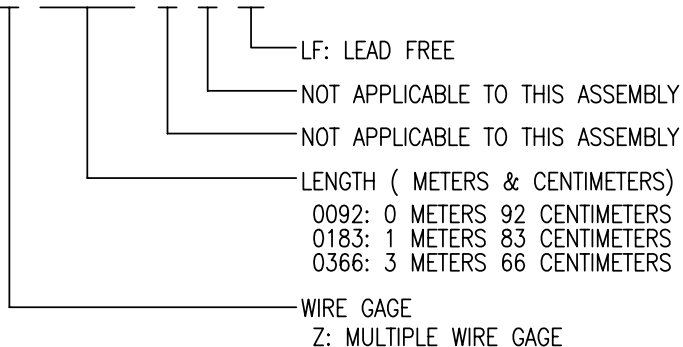
NOTES:

1. USB+POWER MATES WITH FCI PART NUMBER: 55917-6XXLF.  
1x8 LATCH-N-LOK MATES WITH FCI PART NUMBER: 69913-XXXLF.

2. UNLESS OTHERWISE SPECIFIED ASSEMBLED LENGTH TOLERANCE:  
=< 1 METER= ±15.0mm  
> 1 METER TO 10 METER= ±2% OF L1 OR L2  
> 10 METER= +0%/-4% OF L1 OR L2

3. PART NUMBER SCHEME FOR CABLE ASSEMBLY:

10114757 - Z X X X X Y Y LF



4. UNLESS OTHERWISE SPECIFIED LABEL POSITION SHALL BE APPROXIMATELY 60mm FROM REAR OF CONNECTOR.

5. UNLESS OTHERWISE SPECIFIED STANDARD LABEL SHALL BE BRADY LABEL P/N THT-10-427-30.

LABEL DETAILS:



---CUSTOMER P/N  
 ---ROHS COMPLIANT  
 ---MANUFACTURING DATE CODE  
 ---COUNTRY ORIGIN

----- UL Symbol

6. ALL CABLE ASSEMBLIES SHALL BE TESTED 100% FOR CONTINUITY AS DEFINED IN WIRING LIST.

7. UNLESS OTHERWISE SPECIFIED ALL CABLE ASSEMBLIES SHALL BE 100% HI-POT TESTED: DC 300V/10ms

8. OTHER ELECTRICAL SPECIFICATIONS:

DIELECTRIC RESISTANCE: 50M Ohms MIN.

CONNECTION RESISTANCE: 1.0 Ohms MAX. (-Z0092YYLF, 3 FEET LENGTH)

1.5 Ohms MAX. (-Z0183YYLF, 6 FEET LENGTH)

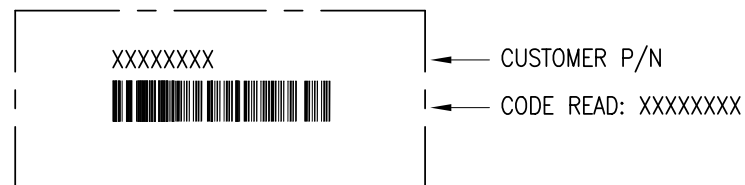
1.8 Ohms MAX. (-Z0366YYLF, 12 FEET LENGTH)

9. THIS DIMENSION IS A FINISHED PRODUCT LENGTH.

10. LEAD FREE PRODUCTS MEET EUROPEAN UNION DIRECTIVES AND OTHER COUNTRY REGULATIONS AS DESCRIBED IN GS-22-008.

11. CONNECTOR ASSEMBLIES SHOWN ARE FOR REFERENCE ONLY AND MAY NOT SHOWN ALL PART DETAIL, REFERENCE CONNECTOR ASSEMBLY DRAWINGS FOR COMPLETE DETAILS.

12. PACKAGE: EACH CABLE ASSEMBLY IN CLEAR ZIP-LOCK POLY BAG, LABEL (WHITE BACKGROUND WITH BLACK LETTERS, CONTENT SEE BELOW) TO BE STAMPED ON CLEAR ZIP-LOCK POLY BAG, THEN BULK PACKED IN A BOX.



Mark with 10075076001 REV. proi\_revision in area indicated by X....

rev	ecn no	dr	date
-	See sheet 1	-	-
-	-	-	-
-	-	-	-
-	-	-	-
-	-	-	-
-	-	-	-
-	-	-	-

Material		Spec ref		spec_ref	
Mat code	Heatreat	surface	tolerance	projection	MM
Plating/Finish	Dr Sunny Tsai 5/12/2010	ISO 1302	ISO 406		Scale
Eng Sunny Tsai 5/12/2010	Product family CABLE ASS'Y	ISO 1101	ISO 1101	size A3	-
Chr Jackson Wang 5/12/2010	Model Name				
Appr Jackson Wang 5/12/2010	Model Revision				
					REL Level

TOLERANCES UNLESS OTHERWISE SPECIFIED		
LINEAR		
ANGULAR	0°	±2°

	title CABLE :USB+POWER(24V) TO 1X8 LATCH-N-LOK (ROHS)	dwg no 10114757	Rev. C
Pro/E file	catalog no	CUSTOMER DWG	sheet 2 of 3

FCI CONFIDENTIAL



This document is the property of and embodies CONFIDENTIAL and PROPRIETARY information of FCI. No part of the information shown on this document may be used in any way or disclosed to others without the written consent of FCI. Copyright FCI.

FCI PART NO. SEE SHEET 1

13. MATERIAL:

4	1	EA	ADHESIVE LABEL.
3	AR	MM	USB+POWER CABLE: (UL) CM/(CSA) CMG, 28AWG*1P+20AWG*6C +SHIELD, JACKET COLOR: PEBBLE GRAY.
2	1	EA	USB+POWER PLUG KIT (24V) TYPE A, KEY POSITION 2, GRAY COVER, FCI P/N: 74233-202LF.
1	1	EA	1X8 LATCH-N-LOK 360° SHIELDED PLUG CONNECTOR KIT, PEBBLE GRAY, FCI P/N: 74903-709LF.
ITEM	Q'TY	UNIT	DESCRIPTION

FCI CONFIDENTIAL



This document is the property of and embodies CONFIDENTIAL and PROPRIETARY information of FCI. No part of the information shown on this document may be used in any way or disclosed to others without the written consent of FCI. Copyright FCI.

Mark with 10075076001 REV. proj\_revision in area indicated by X.....

rev	ecn no	dr	date
-	See sheet 1	-	-
-	-	-	-
-	-	-	-
-	-	-	-
-	-	-	-
-	-	-	-
LINEAR			
ANGULAR	0°	±2°	

TOLERANCES UNLESS OTHERWISE SPECIFIED			

Material		Spec ref		spec_ref	
Mat code		surface	tolerance	projection	MM
Heattreat		ISO 1302	ISO 406 ISO 1101		
Plating/Finish		Dr Sunny Tsai	3/11/2010	size	A3
		Eng Sunny Tsai	3/11/2010	Product family	CABLE ASS'Y
		Chr Jackson Wang	3/11/2010	Model Name	ECN
		Appr Jackson Wang	3/11/2010	Model Revision	REL Level
		title CABLE :USB+POWER(24V) TO 1X8 LATCH-N-LOK (ROHS)		dwg no	10114757
Pro/E file		catalog no		CUSTOMER DWG	sheet 3 of 3