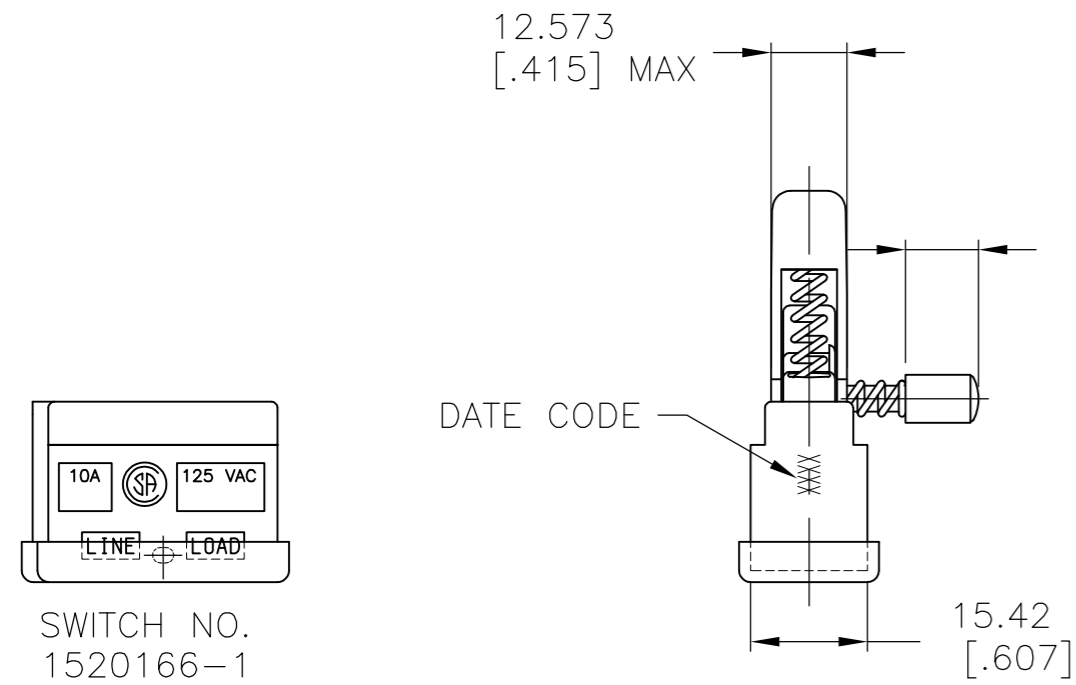
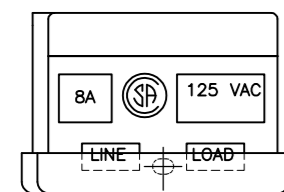


THIS DRAWING IS UNPUBLISHED. RELEASED FOR PUBLICATION  
 © COPYRIGHT BY TYCO ELECTRONICS CORPORATION. ALL RIGHTS RESERVED.

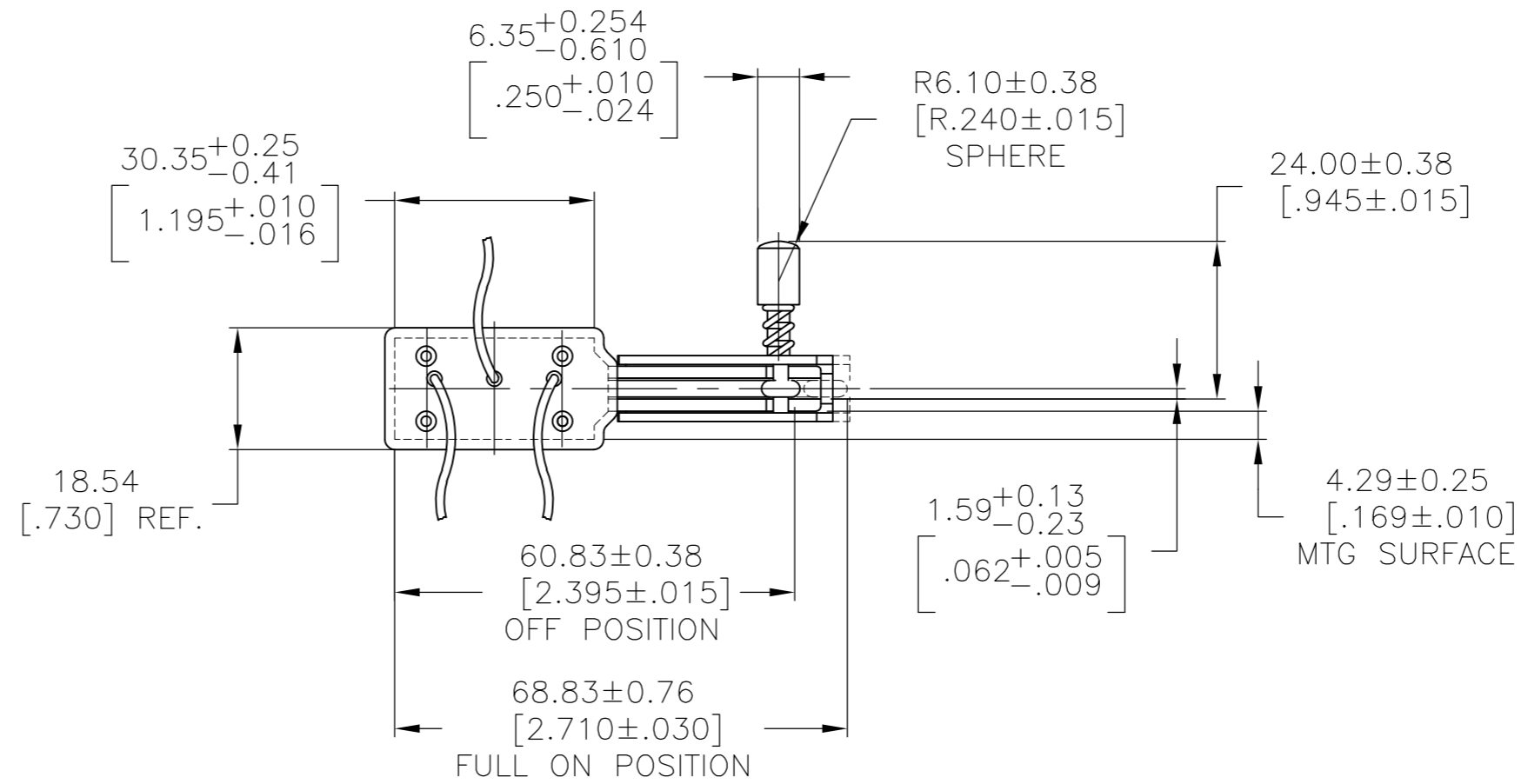
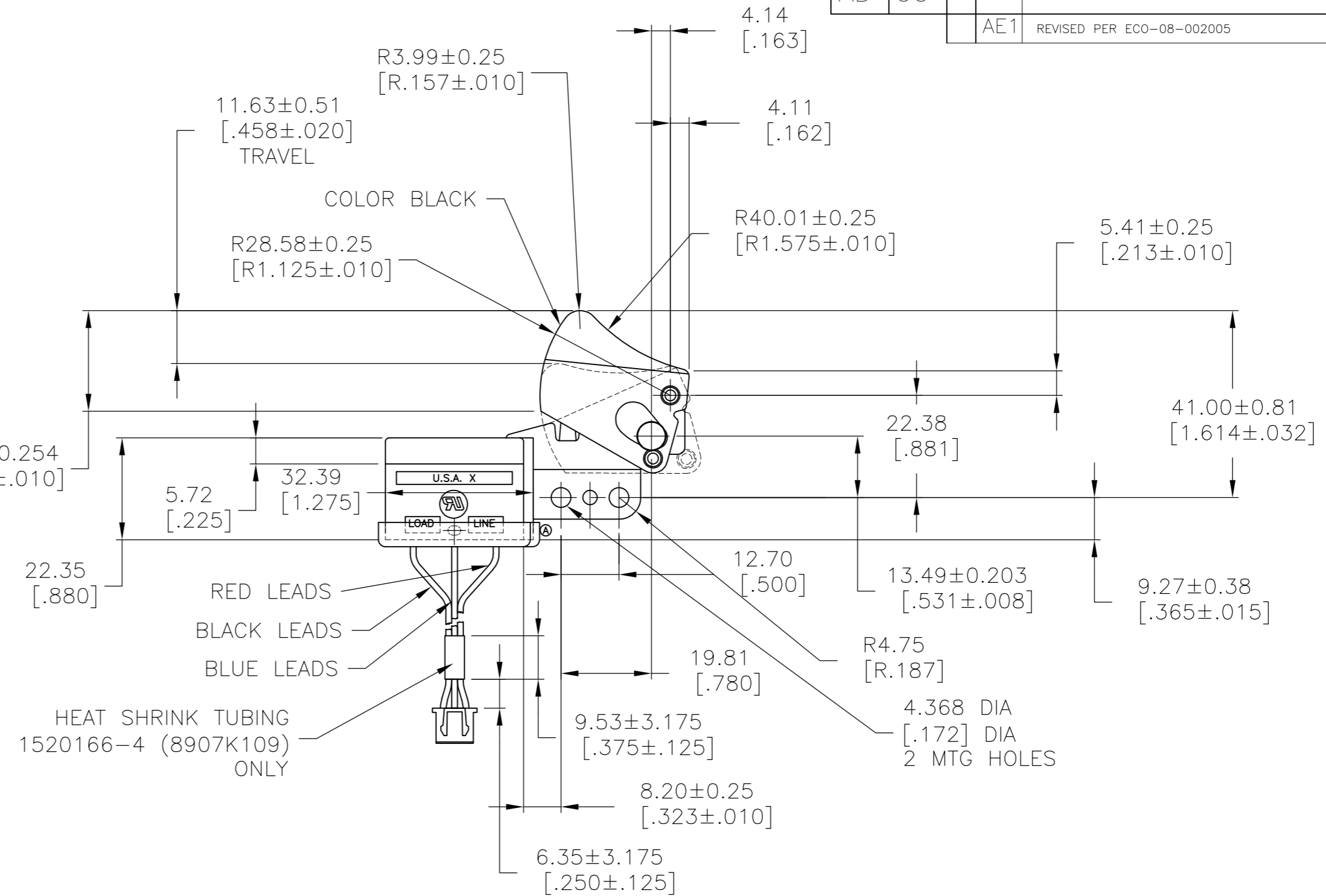
LOC		DIST		REVISIONS			
AD	00	P	LTR	DESCRIPTION	DATE	DWN	APVD
		AE1		REVISED PER ECO-08-002005	24JAN08	HMR	FD



SWITCH NO. 1520166-1



SWITCH NO. 1520166-4



1. PUSH-IN TERMINAL OPENINGS TO RECEIVE #18 GA OR #20 GA STRANDED TINNED LEADS. WIRE STRIP LENGTH 6.35-10.16 [.250-.400].

91-680  
91-816

THIS DRAWING IS A CONTROLLED DOCUMENT.		DWN W. LeonarD 22MAY96	Tyco Electronics Corporation Harrisburg, Pa 17105-3608	
DIMENSIONS: mm [INCHES]		CHK W. HANSON 30MAY96	NAME 8907 SERIES-DUST RESISTANT OVERHANGING SWITCH DPST 3 LEAD POTENTIOMETER CONNECTOR Z-SPRING CONSTRUCTION	
TOLERANCES UNLESS OTHERWISE SPECIFIED: 0 PLC ± - 1 PLC ± - 2 PLC ± - 3 PLC ± .13 [.005] 4 PLC ± - ANGLES ± 1°		APVD M.R. DUMMER 30MAY96	PRODUCT SPEC	RESTRICTED TO
MATERIAL		APPLICATION SPEC	SIZE A2	CAGE CODE 00779
FINISH		WEIGHT	DRAWING NO. 1520166	SCALE 1:1
		CUSTOMER DRAWING	SHEET 1 of 32	REV AE1

1520166-4	8907K109	MADE OBSOLETE PER ECOG3G-0051-02 - SUPERCEDED BY 4-1520166-5.
1520166-1	8907K101	MADE OBSOLETE PER ECOG3G-0051-02 - SUPERCEDED BY 4-1520166-4.
TE SWITCH NO.	ARAB SWITCH NO.	

THIS DRAWING IS UNPUBLISHED. RELEASED FOR PUBLICATION  
 © COPYRIGHT BY TYCO ELECTRONICS CORPORATION. ALL RIGHTS RESERVED.

LOC	DIST	REVISIONS					
AD	00	P	LTR	DESCRIPTION	DATE	DWN	APVD
		-	-	SEE SHEET 1	-	-	-

D

C

B

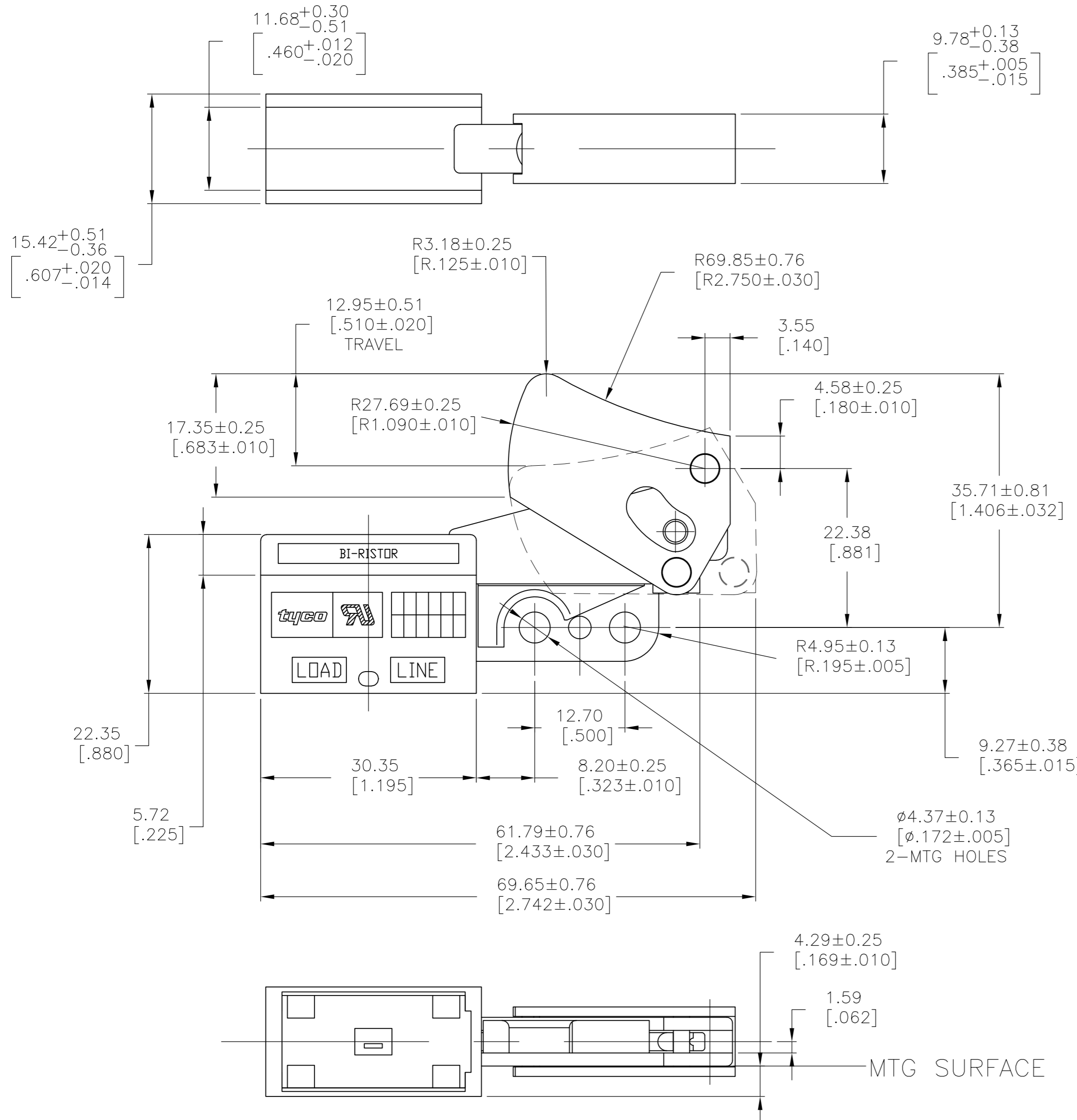
A

D

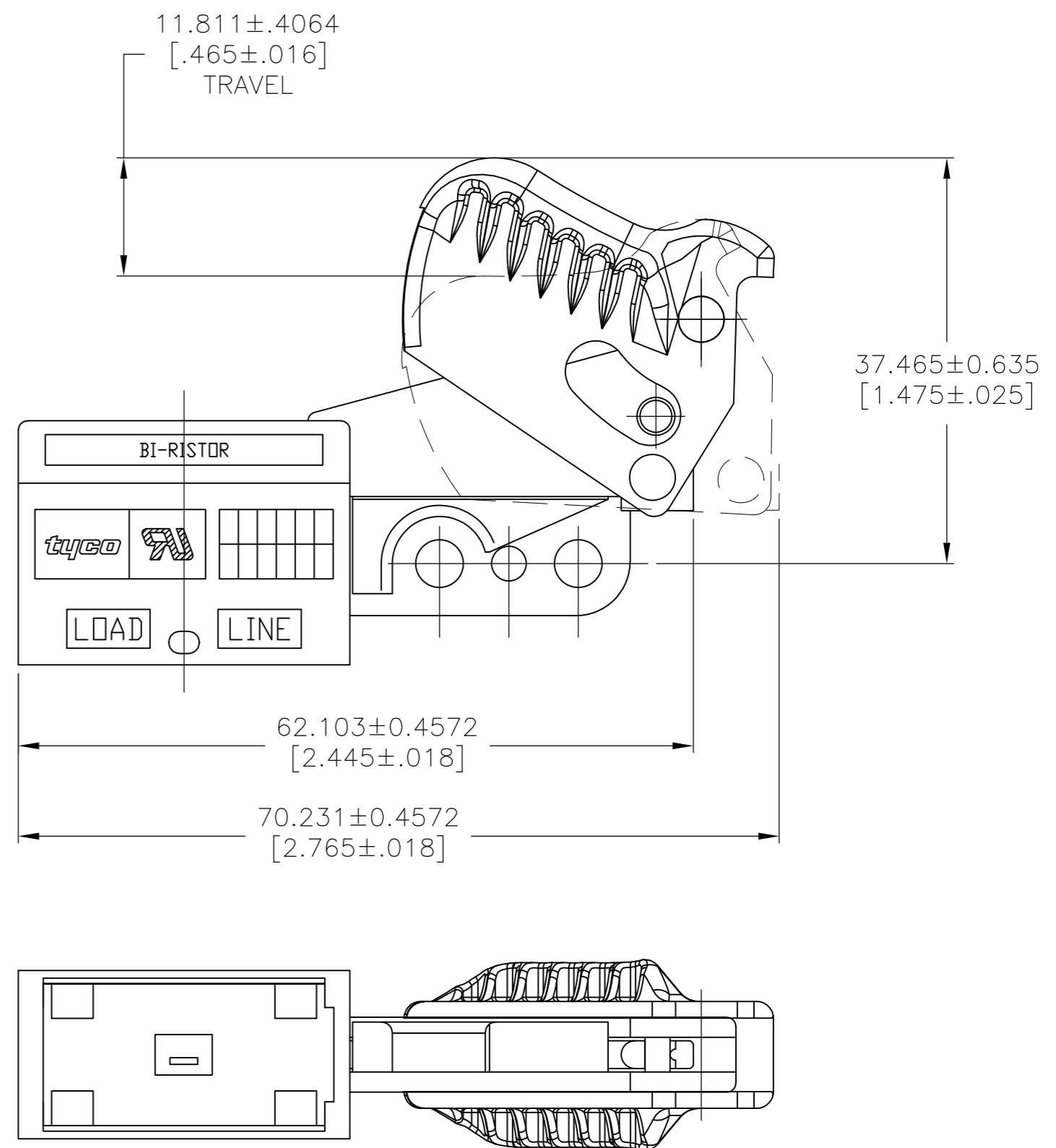
C

B

A



1. PUSH-IN TERMINAL OPENINGS TO RECEIVE #18 GA. OR #20 GA. STRANDED TIN DIPPED WIRE. WIRE STRIP LENGTH 6.35-10.16[.250-.400].



(8-1520166-5 ONLY)

TE SWITCH NO.	ARAB SWITCH NO.	RATING	TRIGGER COLOR
8-1520166-5	N/A	4.5A 250VAC	BLACK
7-1520166-5	8907K587	4.5A 250VAC	BLACK
2-1520166-9	8907K536	4.5A 250VAC	BLACK
2-1520166-8	8907K534	10A 125VAC	BLACK
1-1520166-6	8907K342	6A 125VAC	RED
1-1520166-4	8907K217	10A 125VAC	GRAY
1520166-2	8907K105	12A 125VAC	BLACK

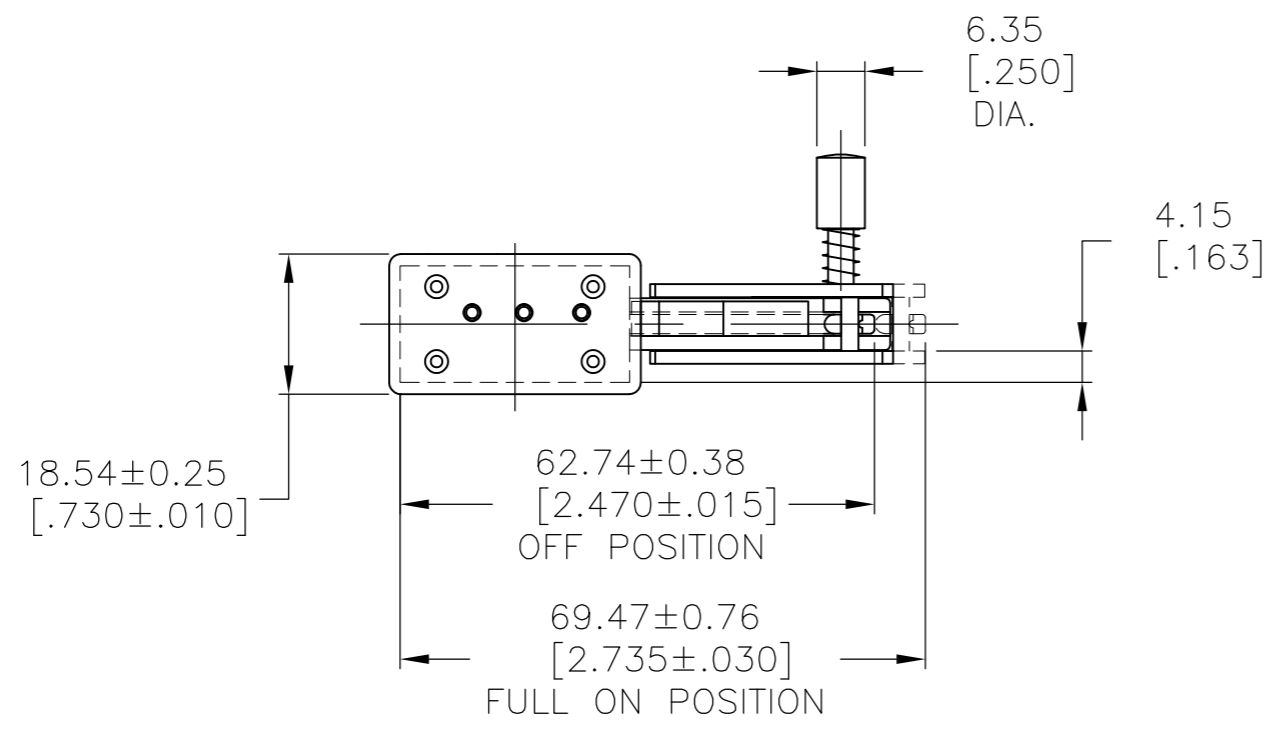
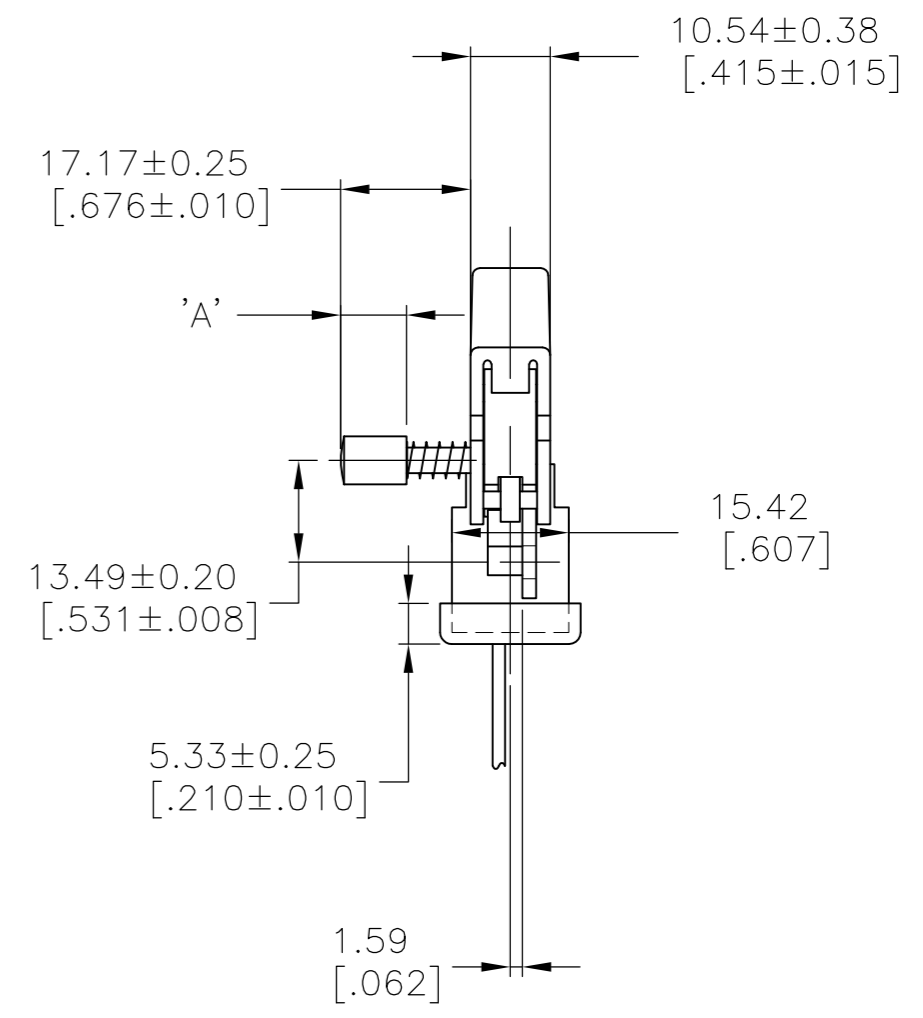
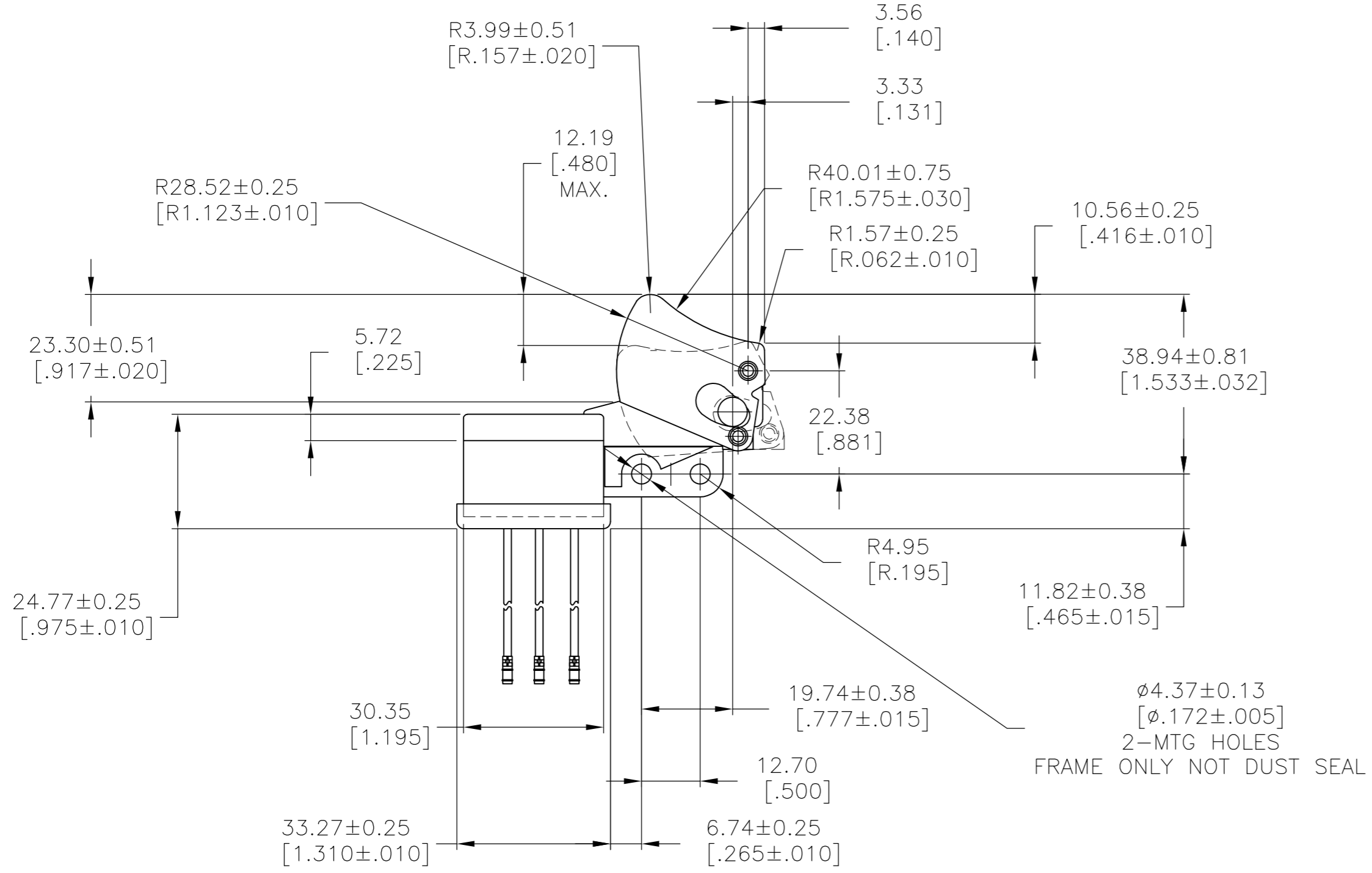
THIS DRAWING IS A CONTROLLED DOCUMENT.

DIMENSIONS: mm [INCHES]	TOLERANCES UNLESS OTHERWISE SPECIFIED: 0 PLC ± - 1 PLC ± - 2 PLC ± - 3 PLC ± .13[.005] 4 PLC ± - ANGLES ± 1°	DWN W. HANSON 03NOV93 CHK W. LeonarD 12NOV93 APVD J. SMITH 12NOV93 PRODUCT SPEC APPLICATION SPEC WEIGHT -	Tyco Electronics Corporation Harrisburg, Pa 17105-3608
MATERIAL -	FINISH -	NAME 8907 SERIES- OVERHANGING SWITCH DPST WITH INTERNAL QUICK CONNECT HEAT SINK, DISCRETE COMPONENT CONSTRUCTION	RESTRICTED TO
CUSTOMER DRAWING		SCALE 2:1	SHEET 2 of 32 REV AE1

91-439

THIS DRAWING IS UNPUBLISHED. RELEASED FOR PUBLICATION  
 © COPYRIGHT BY TYCO ELECTRONICS CORPORATION. ALL RIGHTS RESERVED.

LOC	DIST	REVISIONS					
AD	00	P	LTR	DESCRIPTION	DATE	DWN	APVD
				SEE SHEET 1			



1. PUSH-IN TERMINAL OPENINGS TO RECEIVE # 18 GA OR #20 GA STRANDED TINNED LEADS. WIRE STRIP LENGTH 6.35 - 10.16 [.250 - .400] . (PULL OUT FORCE MUST BE 5 LBS MIN.)
2. PRETRAVEL TO BE 3.81 [.150] MAX.
3. INITIAL OPERATING FORCE (MEASURED AT 1.27 [.050] DEFLECTION) IS 1.60 LBS ±0.5 LBS.
4. HOLD ON FORCE (MEASURED AT 10.16 [.400] TRIGGER DEFLECTION) IS 5.10 LBS ±1.0 LBS.
5. TOTAL TRAVEL TO BE 10.41 [.410] MIN.
6. FORCE TO ENGAGE LOCK PIN MUST BE 3.8 LBS MIN.

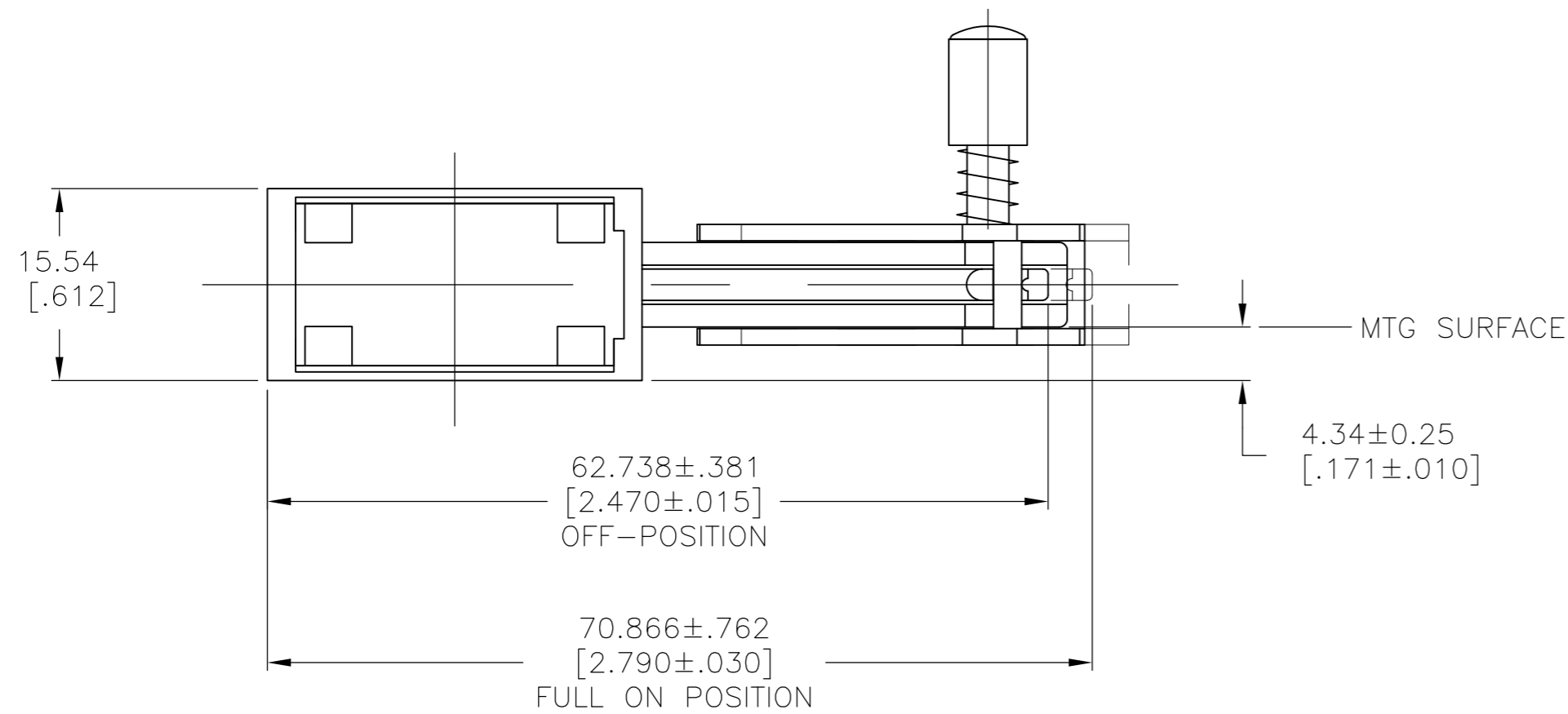
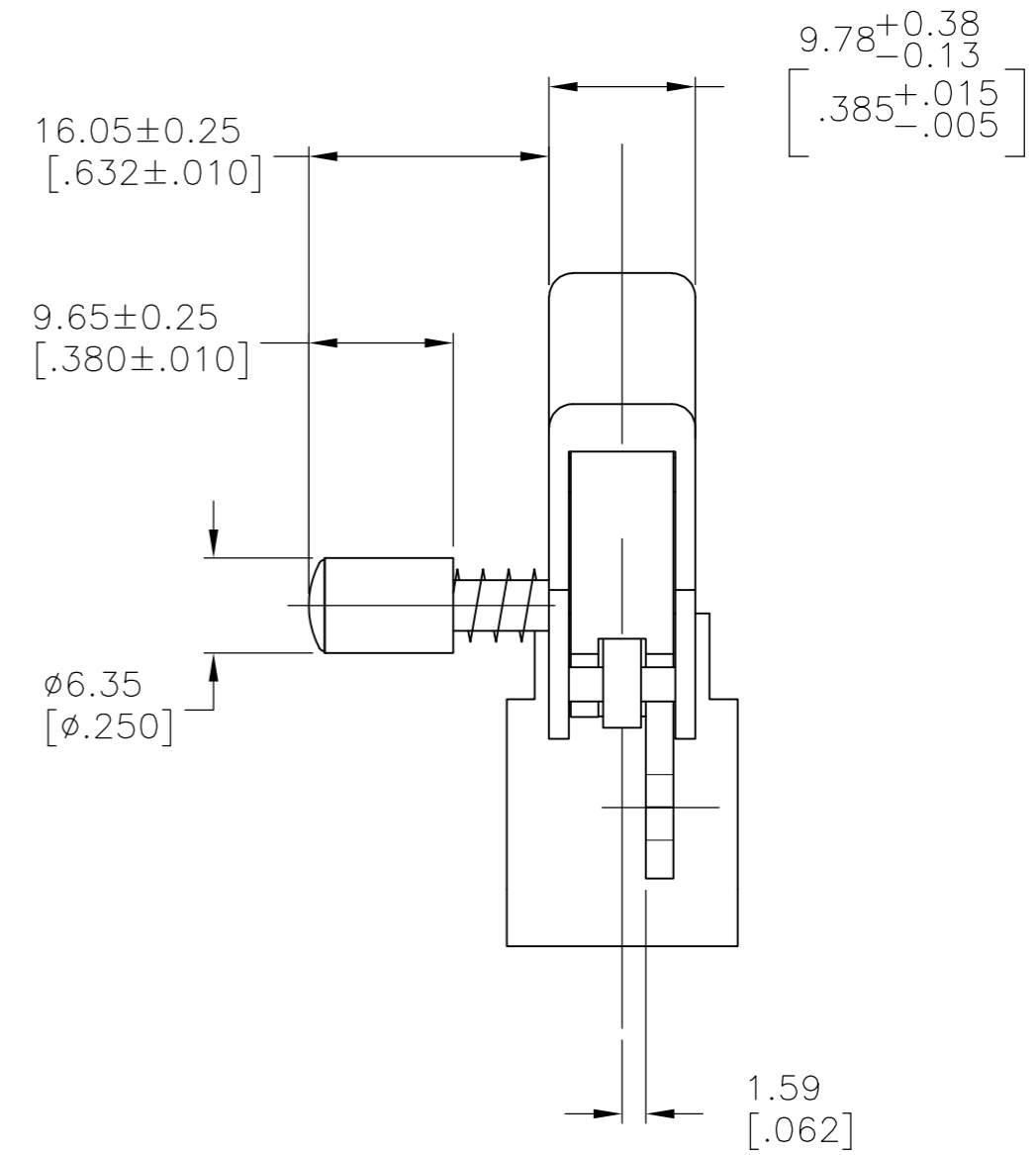
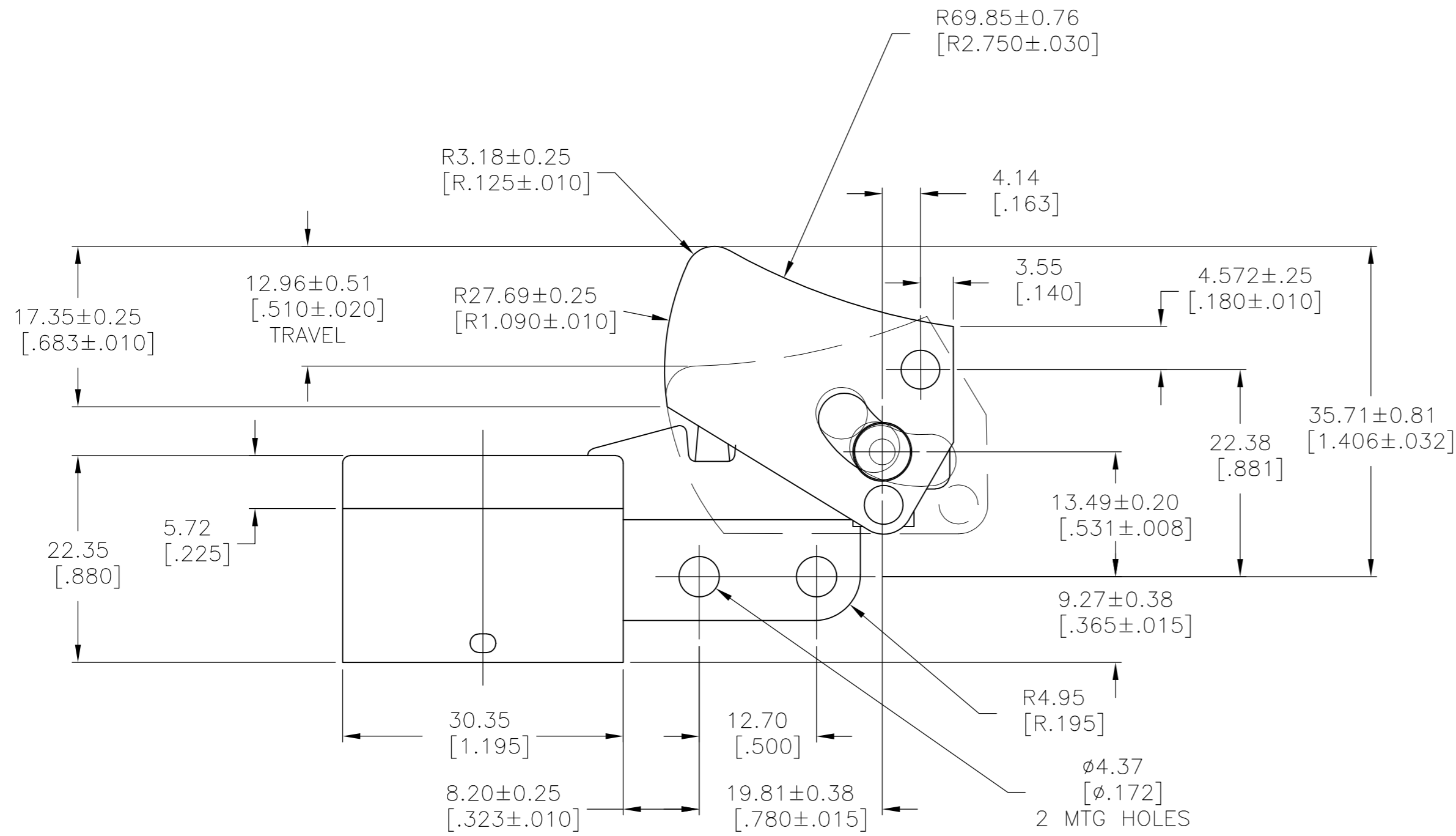
91-346

1-1520166-9	8907K393	MADE OBSOLETE PER ECOG3G-0051-02 - SUPERCEDED BY 4-1520166-3		
1520166-3	8907K108	BLACK	BLACK	.380 +.005/-0.016 (9.65) +.13/-0.41
TE SWITCH NO.	ARAB SWITCH NO.	LOCK BUTTON COLOR	TRIGGER COLOR	DIM 'A'

THIS DRAWING IS A CONTROLLED DOCUMENT.		DWN W. HANSON	05MAR02	Tyco Electronics Corporation Harrisburg, Pa 17105-3608	
DIMENSIONS: mm [INCHES]		CHK -	APVD -	NAME 8907 SERIES - OVERHANGING SWITCH 8A 125 VAC DPST 3 LEAD POTENTIOMETER Z-SPRING CONSTRUCTION	
TOLERANCES UNLESS OTHERWISE SPECIFIED:		PRODUCT SPEC -		SIZE A2	
0 PLC ± -		APPLICATION SPEC -		CAGE CODE 00779	
1 PLC ± -		WEIGHT -		DRAWING NO 1520166	
2 PLC ± -		CUSTOMER DRAWING		RESTRICTED TO -	
3 PLC ± .13 [.005]		SCALE 1:1		SHEET 3 OF 32	
4 PLC ± -		SHEET 3 OF 32		REV AE1	
4 ANGLES ± 1°					
MATERIAL -					
FINISH -					

THIS DRAWING IS UNPUBLISHED. RELEASED FOR PUBLICATION  
 © COPYRIGHT BY TYCO ELECTRONICS CORPORATION. ALL RIGHTS RESERVED.

LOC	DIST	REVISIONS			
P	LTR	DESCRIPTION	DATE	DWN	APVD
AD	00	SEE SHEET 1	-	-	-



1. PUSH-IN TERMINAL OPENINGS TO RECEIVE #18 OR #20 GA. STRANDED TINNED LEADS. WIRE STRIPPED LENGTH TO BE 6.35-10.16[.250-.400].

90-6040

1520166-5	8907K144	RED	RED
TE SWITCH NO.	ARAB SWITCH NO.	LOCK BUTTON COLOR	TRIGGER COLOR

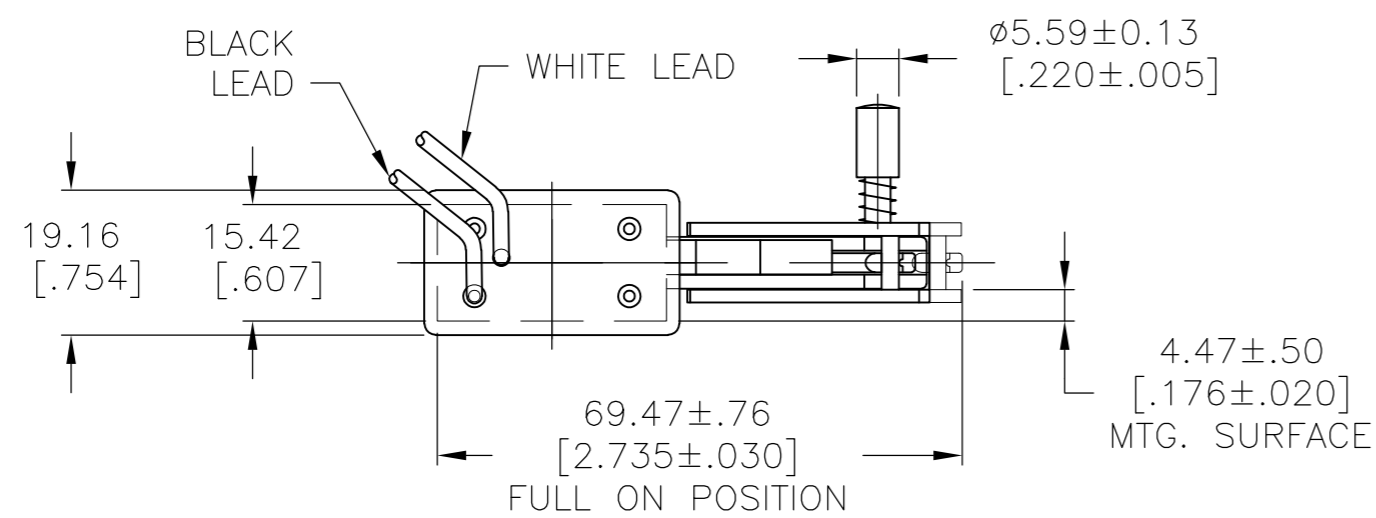
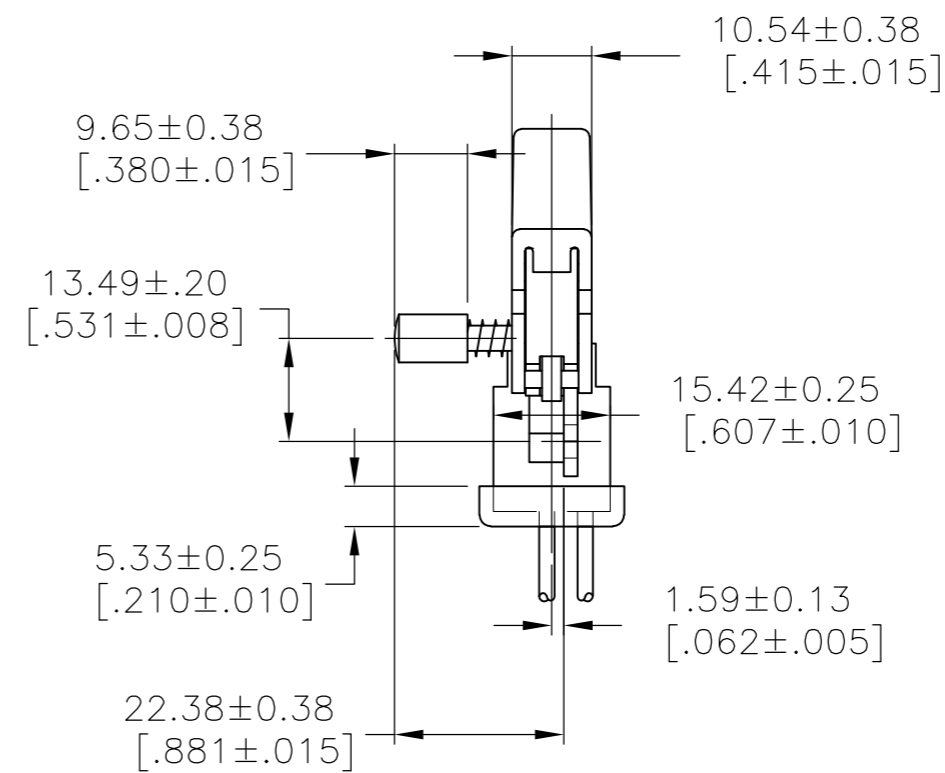
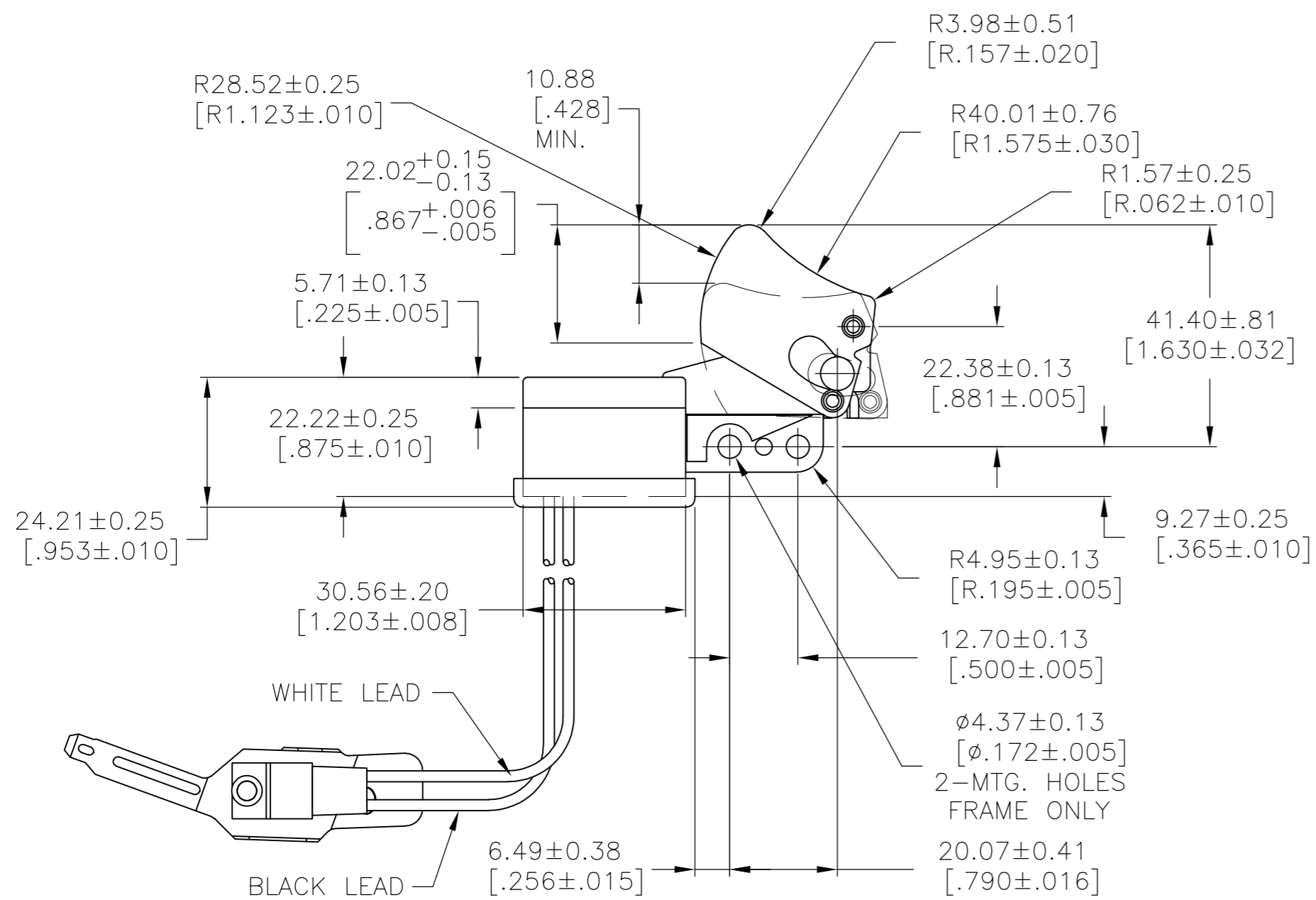
THIS DRAWING IS A CONTROLLED DOCUMENT.		DWN D. WOODRUFF 27SEP74	Tyco Electronics Corporation Harrisburg, Pa 17105-3608	
DIMENSIONS: mm [INCHES]		CHK R. GLENN 01OCT74	NAME 8907 SERIES OVERHANGING SWITCH 6A 125 VAC / 3A 250 VAC DOUBLE POLE SINGLE THROW ON-OFF	
TOLERANCES UNLESS OTHERWISE SPECIFIED:		APVD B. NEWLAND 01OCT74	SIZE A2	CAGE CODE 00779
0 PLC ± -		PRODUCT SPEC	DRAWING NO C=1520166	RESTRICTED TO
1 PLC ± -		APPLICATION SPEC	SCALE 2:1	SHEET 4 OF 32
2 PLC ± -		WEIGHT	REV AE1	
3 PLC ± .13[.005]				
4 PLC ± -				
ANGLES ± 1°				
FINISH				
MATERIAL		CUSTOMER DRAWING		

1520166



THIS DRAWING IS UNPUBLISHED. RELEASED FOR PUBLICATION  
 © COPYRIGHT BY TYCO ELECTRONICS CORPORATION. ALL RIGHTS RESERVED.

LOC		DIST		REVISIONS			
P	LTR	DESCRIPTION	DATE	DWN	APVD		
AD	00	SEE SHEET 1					



- PUSH-IN TERMINAL OPENINGS TO RECEIVE # 18 GA OR #20 GA STRANDED TIN DIPPED WIRE. WIRE STRIP LENGTH 6.35 - 10.16 [.250 - .400]. (PULL OUT FORCE MUST BE 5 LBS MIN.)
- PULL OUT FORCE OF WHITE LEAD MUST EXCEED 14 LBS.
- PRETRAVEL TO BE 3.30 ±1.5 [.130 ±.059].
- INITIAL OPERATING FORCE (MEASURED AT 1.27 [.050] DEFLECTION) IS 2.7 LBS ±0.71 LBS.
- HOLD ON FORCE (MEASURED AT 10.16 [.400] TRIGGER DEFLECTION) IS 5.40 LBS ±1.0 LBS.
- FORCE TO ENGAGE LOCK PIN MUST BE 3.8 LBS MIN.
- SEE 91-337 ON DWG C-1520166 SHT7 FOR DIMENSIONS OF E-MOD ELECTRONIC PACKAGE WITH LEADS AND BLACK & DECKER HEAT SINK.

91-305

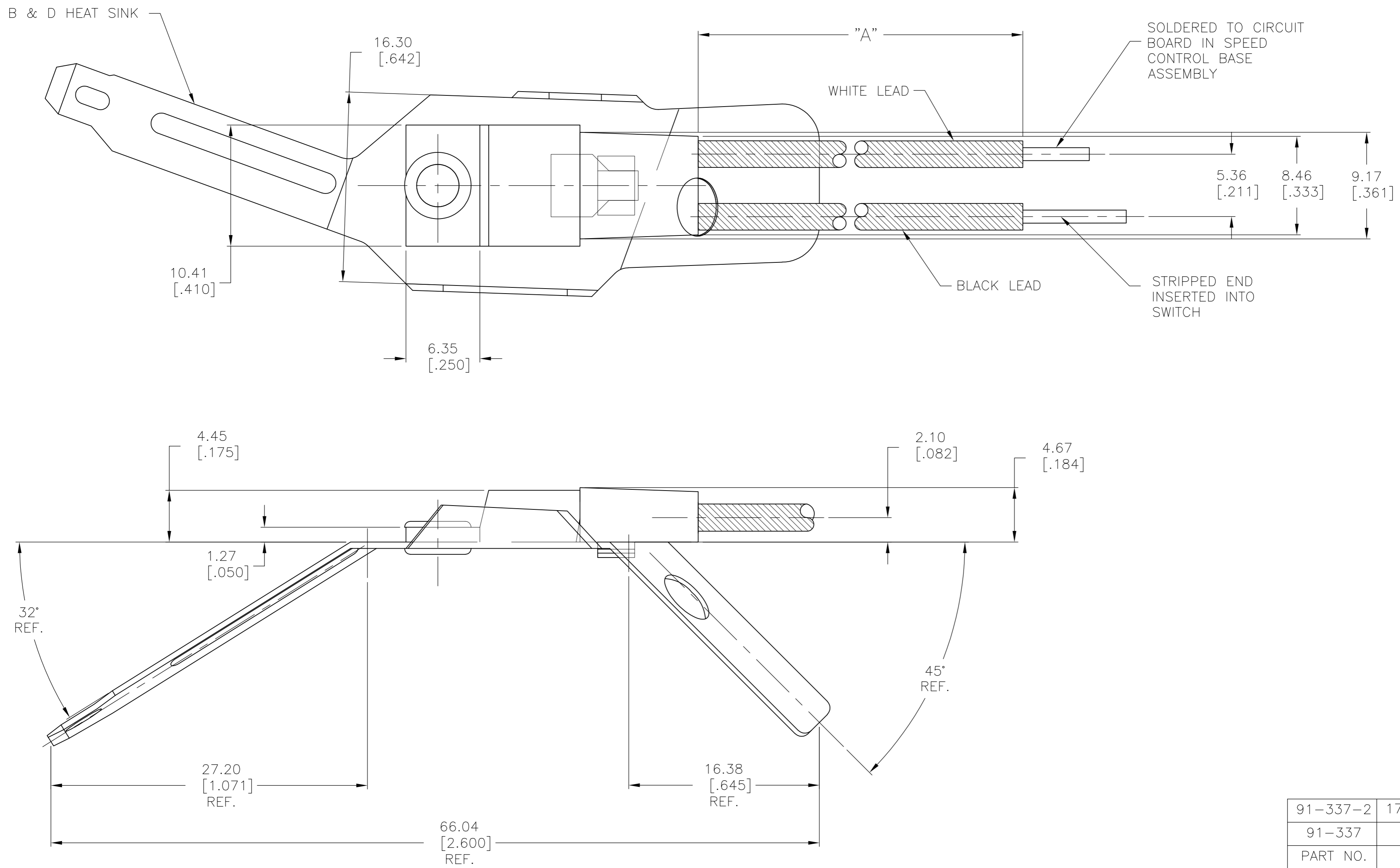
THIS DRAWING IS A CONTROLLED DOCUMENT.		DWN W. HANSON 20FEB92	Tyco Electronics Corporation Harrisburg, Pa 17105-3608	
DIMENSIONS: mm [INCHES]		CHK W. Leonard 27FEB92	NAME 8907 SERIES OVERHANGING SWITCH 8A 125 VAC DPST WITH EXTERNAL ELECTRONICS Z-SPRING / D-PAK CONSTRUCTION	
TOLERANCES UNLESS OTHERWISE SPECIFIED:		APVD J. SMITH 01MAR92	PRODUCT SPEC	RESTRICTED TO
0 PLC ± -		APPLICATION SPEC	SIZE A2	CAGE CODE 00779
1 PLC ± -		WEIGHT	DRAWING NO C=1520166	SCALE 1:1
2 PLC ± -		CUSTOMER DRAWING	SHEET 6 of 32	REV AE1
3 PLC ± .13 [.005]				
4 PLC ± -				
ANGLES ± 1°				
FINISH				

2-1520166-1	8907K409	BLACK	BLACK
TE SWITCH NO.	ARAB SWITCH NO.	LOCK BUTTON COLOR	TRIGGER COLOR

1520166

THIS DRAWING IS UNPUBLISHED. RELEASED FOR PUBLICATION  
 © COPYRIGHT BY TYCO ELECTRONICS CORPORATION. ALL RIGHTS RESERVED.

LOC	DIST	REVISIONS			
P	LTR	DESCRIPTION	DATE	DWN	APVD
AD	00	SEE SHEET 1	-	-	-

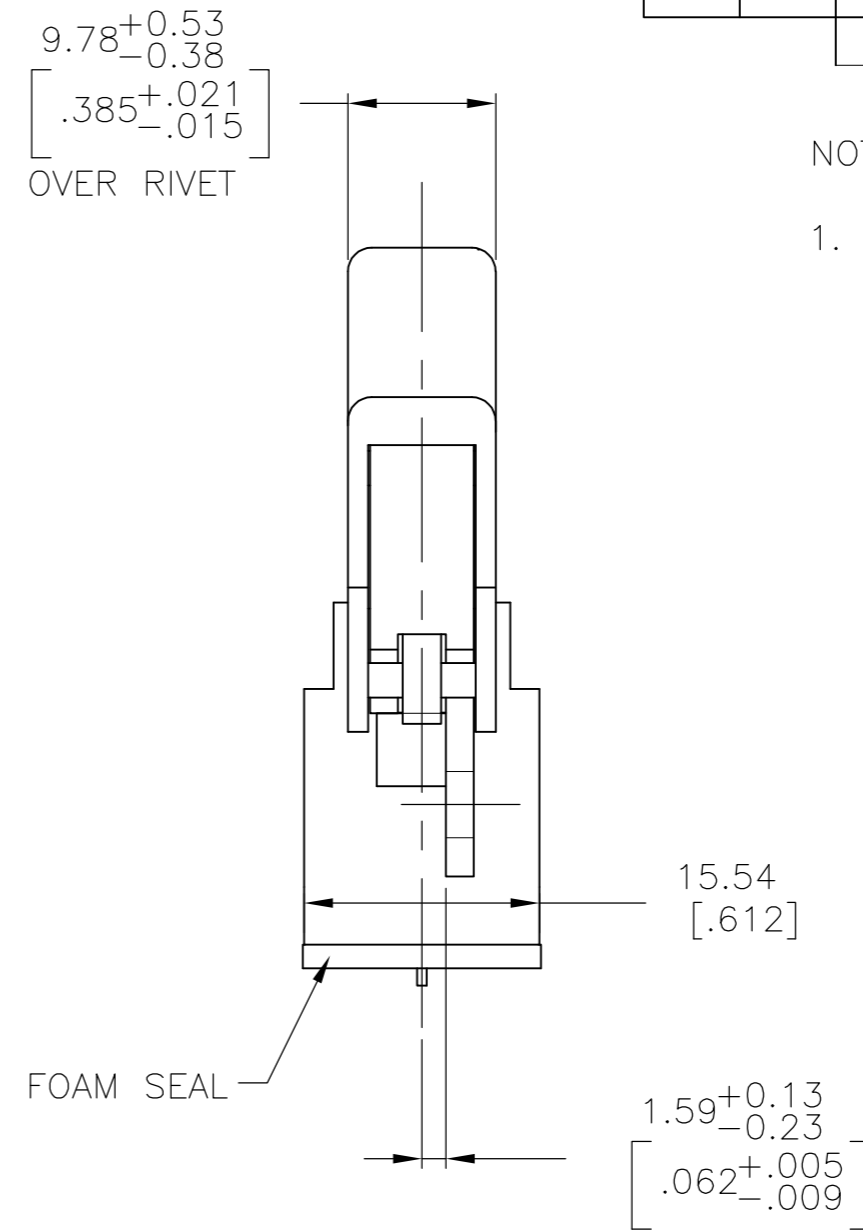
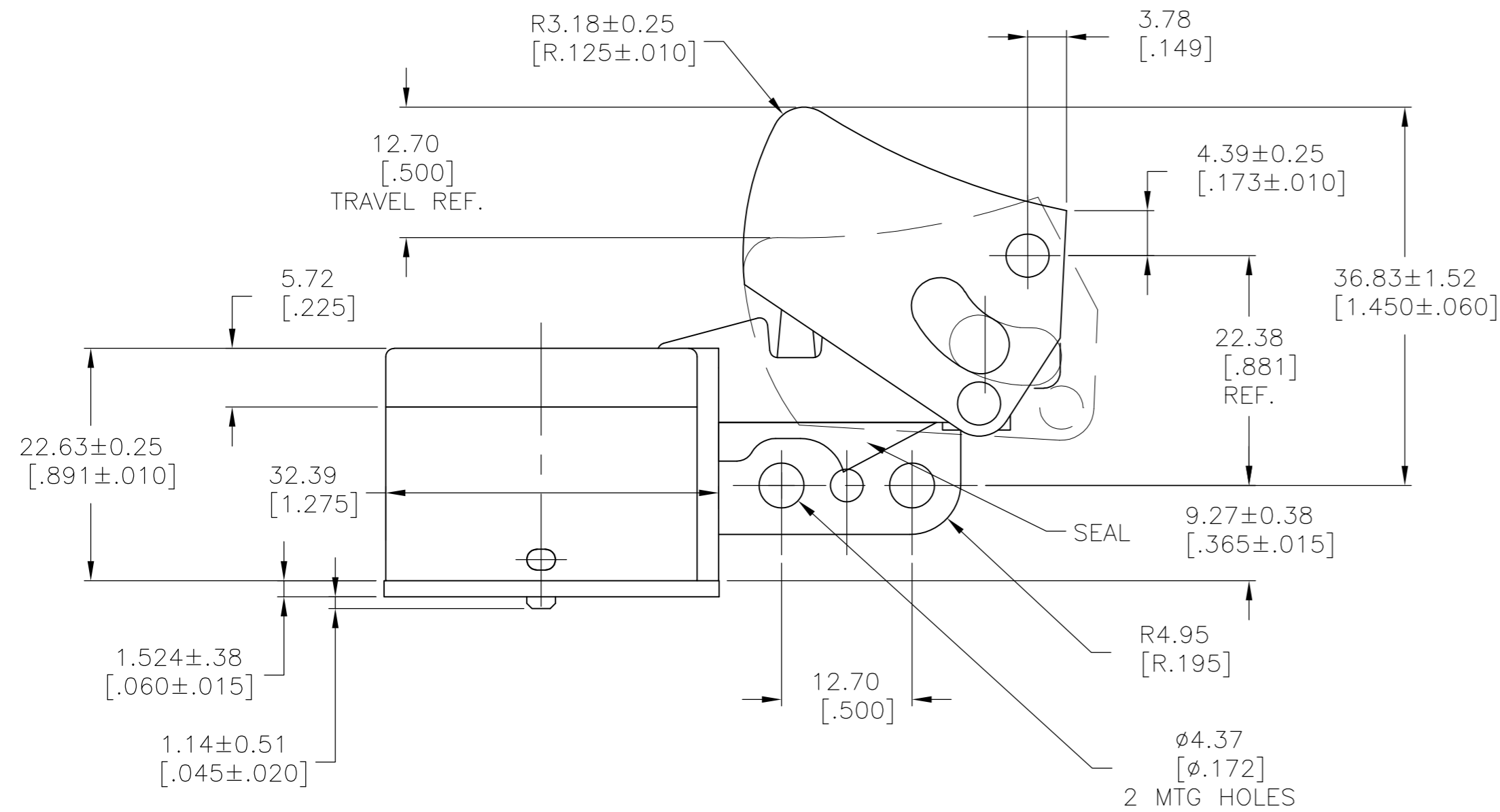


91-337-2	177.04±12.70[6.970±.500]
91-337	154.15±3.0[6.069±.118]
PART NO.	DIMENSION "A"
	91-337

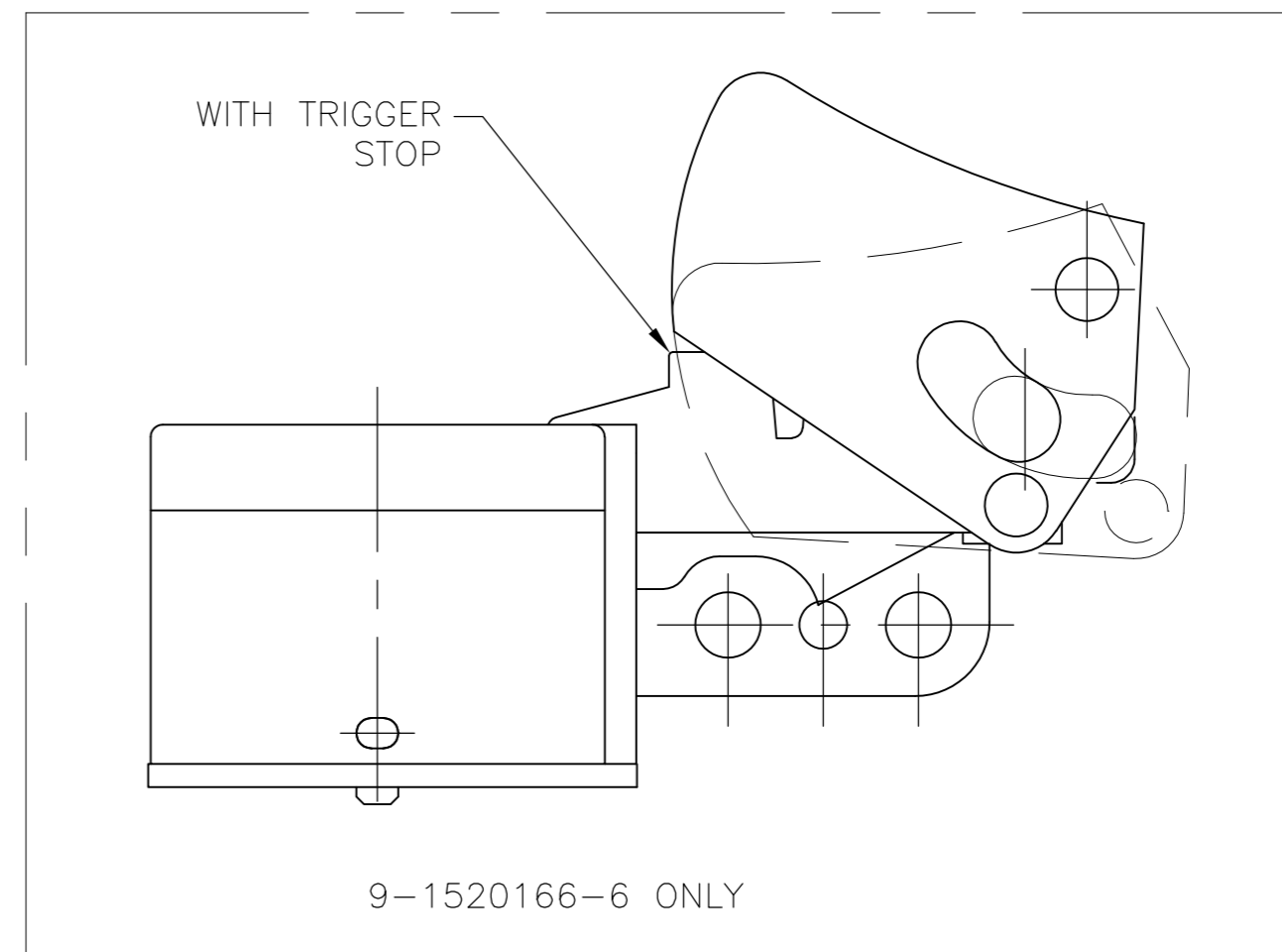
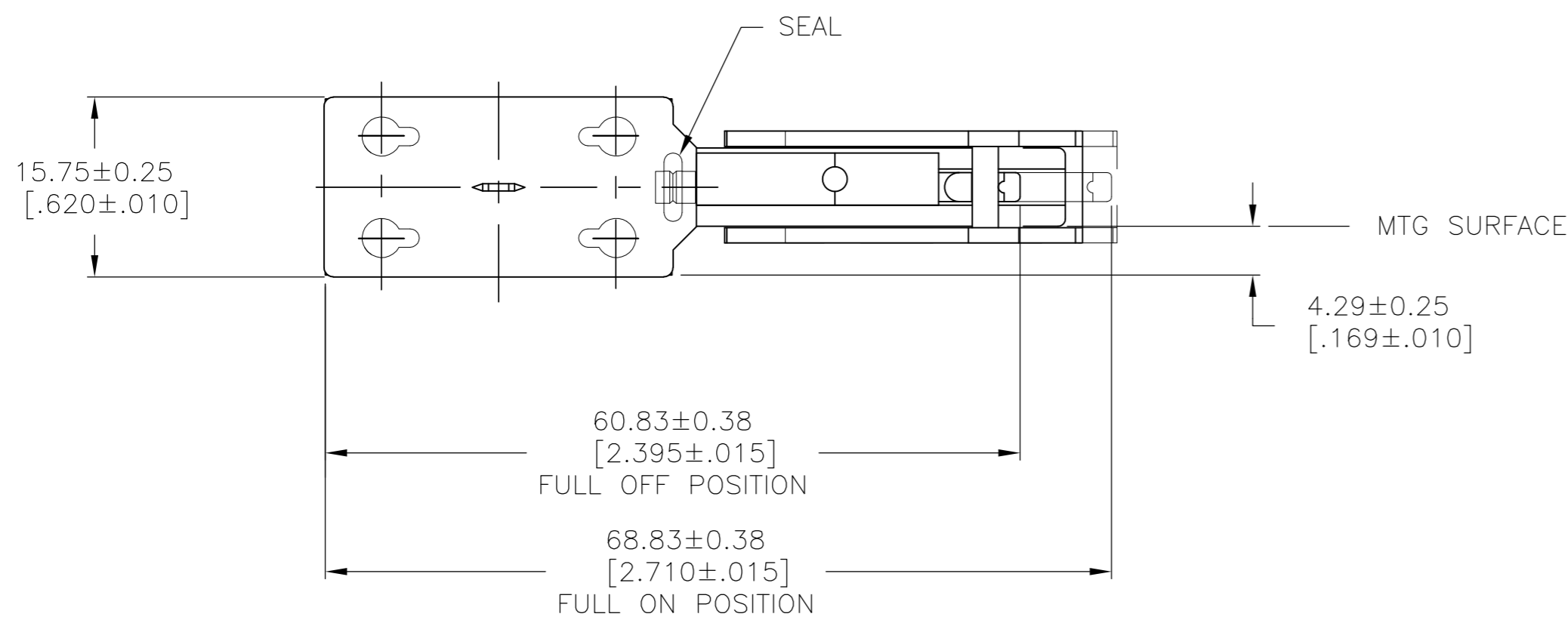
THIS DRAWING IS A CONTROLLED DOCUMENT.		DWN	W. LeonarD	04JUN92	Tyco Electronics Corporation Harrisburg, Pa 17105-3608
DIMENSIONS:		CHK	W. HANSON	10JUN92	
mm [INCHES]		APVD	J. SMITH	12JUN92	
TOLERANCES UNLESS OTHERWISE SPECIFIED:		PRODUCT SPEC		NAME	
0 PLC	± -	APPLICATION SPEC		E-MOD PACKAGE W / BLACK & DECKER HEAT SINK	
1 PLC	± -	-		SIZE	
2 PLC	± -	-		CAGE CODE	
3 PLC	± .25[.010]	-		DRAWING NO	
4 PLC	± -	-		RESTRICTED TO	
ANGLES	± -	-		A2 00779 C=1520166	
FINISH	-	-		SCALE	
MATERIAL		WEIGHT		4:1	
-		-		SHEET	
-		-		7 of 32	
-		-		REV	
-		-		AE1	

THIS DRAWING IS UNPUBLISHED. RELEASED FOR PUBLICATION  
 © COPYRIGHT BY TYCO ELECTRONICS CORPORATION. ALL RIGHTS RESERVED.

LOC		DIST		REVISIONS				
P	LTR	DESCRIPTION	DATE	DWN	APVD			
AD	00	SEE SHEET 1						



- NOTES:
- PUSH-IN TERMINAL OPENINGS TO RECEIVE #16 OR #18 GA. STRANDED TINNED LEADS. WIRE STRIPPED LENGTH TO BE 7.62-10.16 [.300-.400]



91-946

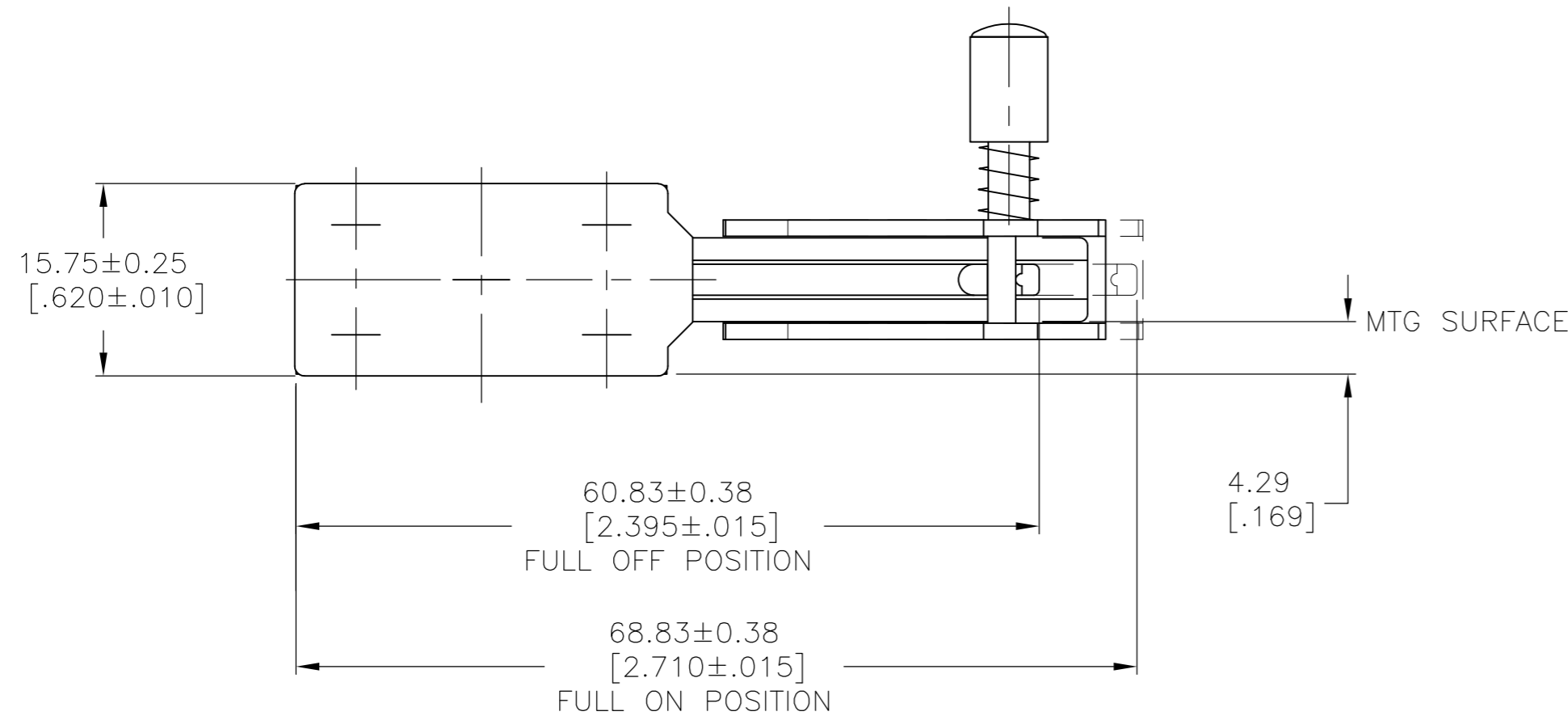
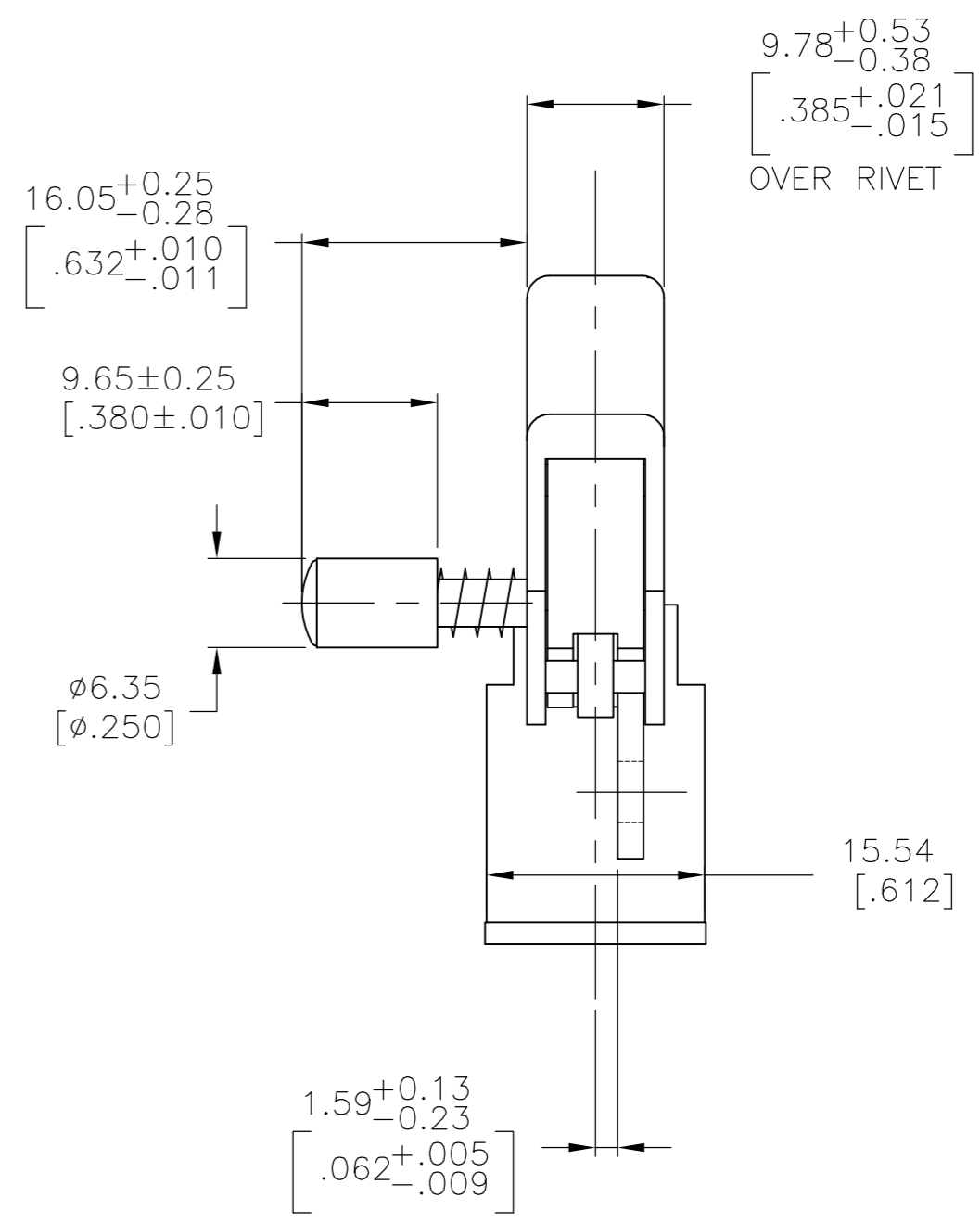
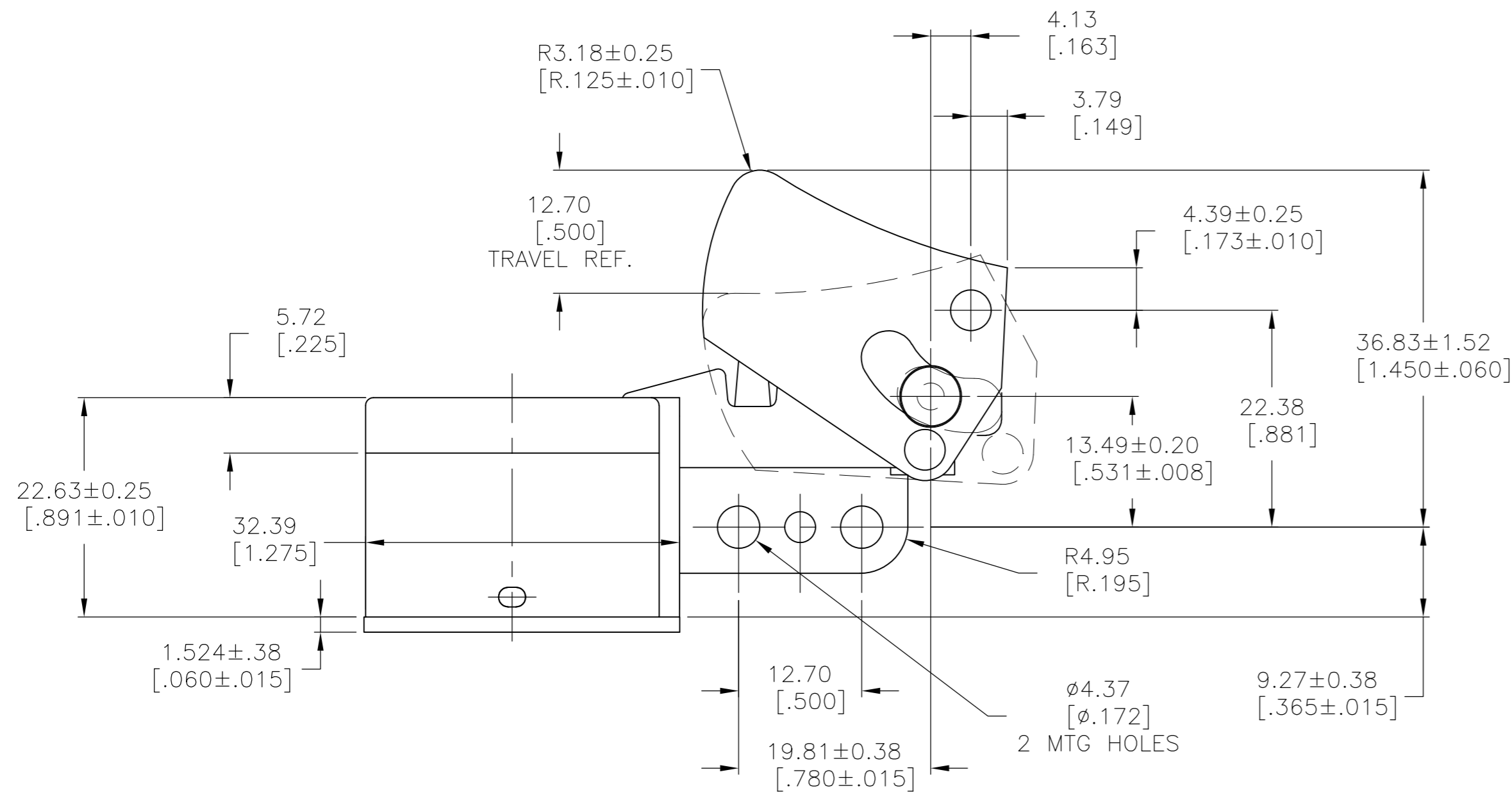
1520166-7	8907K156	BLACK	OBSOLETE
7-1520166-4	8907K159	BLACK	
9-1520166-6	-	BLACK	
TE SWITCH NO.	ARAB SWITCH NO.	TRIGGER COLOR	

THIS DRAWING IS A CONTROLLED DOCUMENT.		DWN	W. LeonarD	25APR99	Tyco Electronics Corporation Harrisburg, Pa 17105-3608
DIMENSIONS: mm [INCHES]		CHK	C. DOBBS	26APR99	
TOLERANCES UNLESS OTHERWISE SPECIFIED:		APVD	J. THOMAS	27APR99	NAME 8907 SERIES-DUST RESISTANT OVERHANGING SWITCH 12A 125 VAC DPST WITH EXTERNAL ELECTRONICS. Z-SPRING CONSTRUCTION
0 PLC ± -		PRODUCT SPEC			
1 PLC ± -		APPLICATION SPEC			SIZE
2 PLC ± -					CAGE CODE
3 PLC ± .13 [.005]					DRAWING NO
4 PLC ± -					RESTRICTED TO
ANGLES ± 1					
MATERIAL	FINISH	WEIGHT			A2 00779 C=1520166
					SCALE 2:1 SHEET 8 OF 32 REV AE1
CUSTOMER DRAWING					



THIS DRAWING IS UNPUBLISHED. RELEASED FOR PUBLICATION  
 © COPYRIGHT BY TYCO ELECTRONICS CORPORATION. ALL RIGHTS RESERVED.

LOC	DIST	REVISIONS					
AD	00	P	LTR	DESCRIPTION	DATE	DWN	APVD
		-	-	SEE SHEET 1	-	-	-



1. PUSH-IN TERMINAL OPENINGS TO RECEIVE #18 OR #20 GA. STRANDED TINNED LEADS. WIRE STRIPPED LENGTH TO BE 6.35-10.16 [.250 - .400].

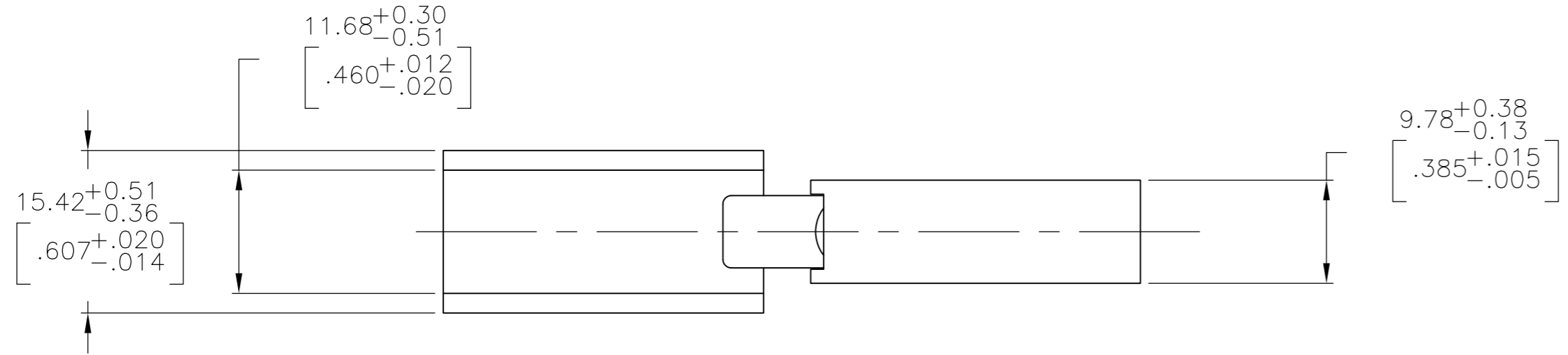
91-862

1-1520166-2	8907K190	BLACK	BLACK
TE SWITCH NO.	ARAB SWITCH NO.	LOCK BUTTON COLOR	TRIGGER COLOR

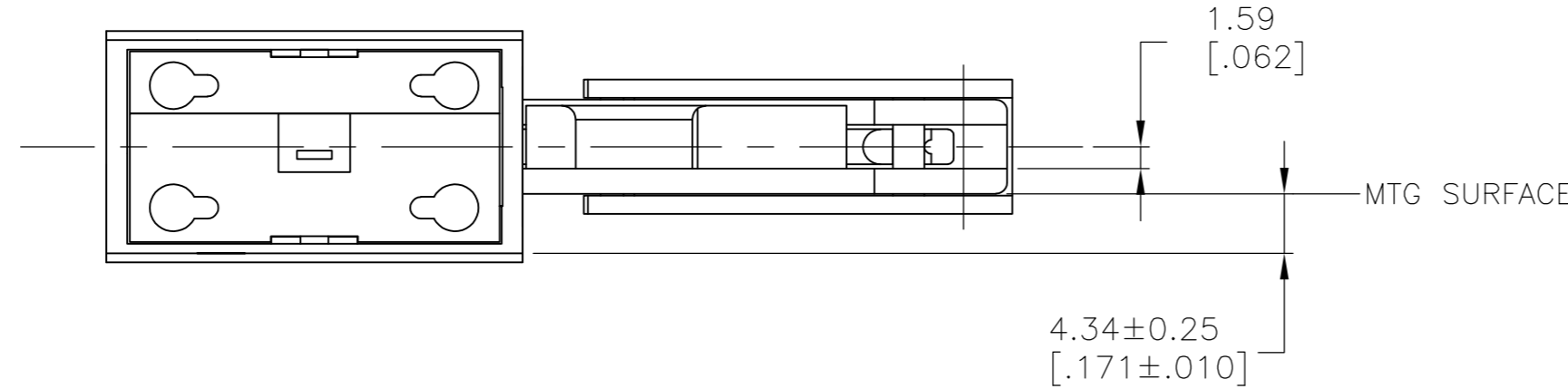
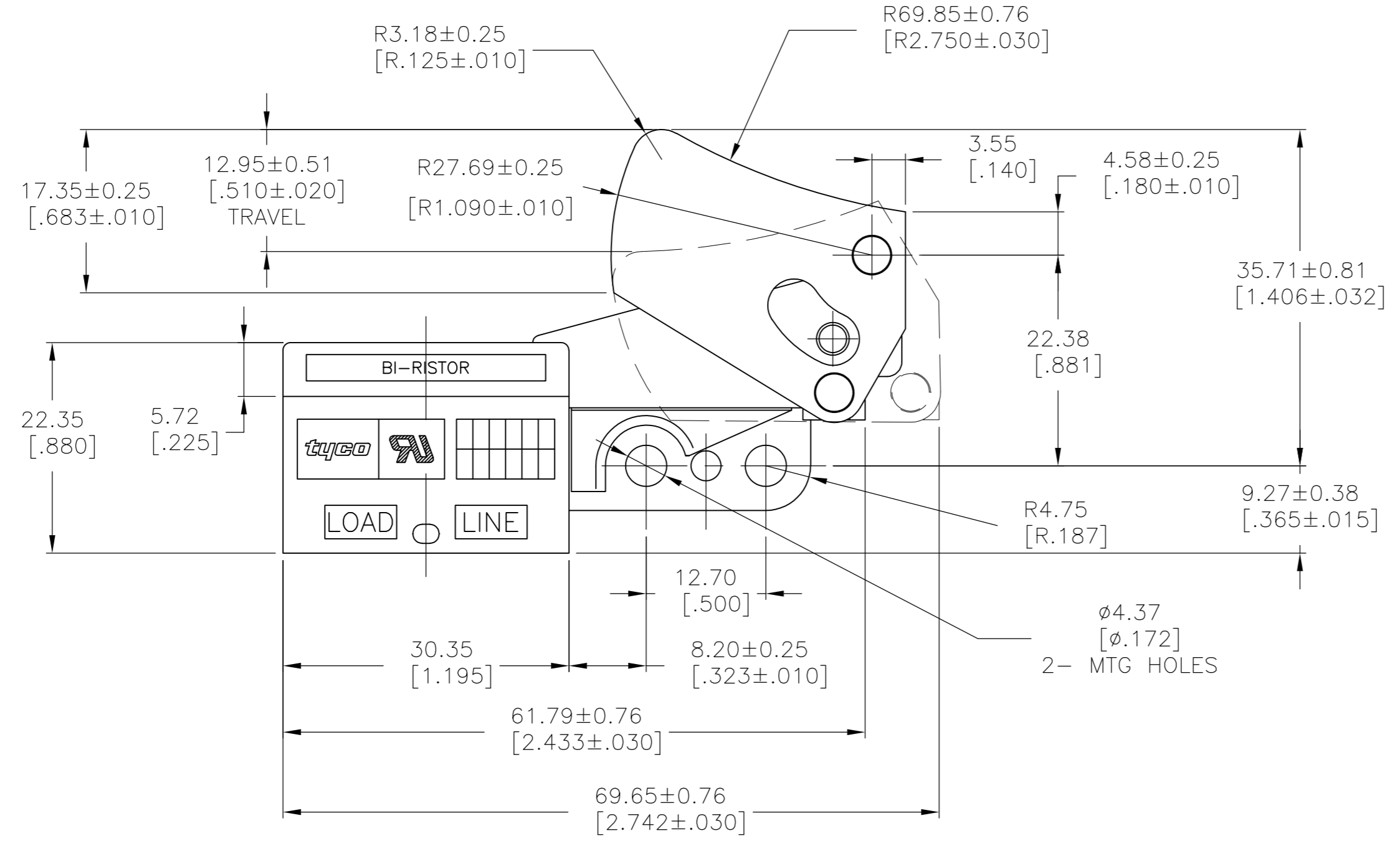
THIS DRAWING IS A CONTROLLED DOCUMENT.		DWN C. DOBBS 21MAR98	Tyco Electronics Corporation Harrisburg, Pa 17105-3608	
DIMENSIONS: mm [INCHES]		CHK W. LEONARD 31MAR98	NAME J. HENDERSON 31MAR98	
TOLERANCES UNLESS OTHERWISE SPECIFIED:		APVD J. HENDERSON 31MAR98	PRODUCT SPEC 8907 SERIES-DUST RESISTANT OVERHANGING SWITCH 6A 125 VAC DPST Z-SPRING / D-PAK CONSTRUCTION	
MATERIAL		FINISH	WEIGHT	RESTRICTED TO
-		-	-	-
-		-	SCALE 2:1	SHEET 9 OF 32
-		-	CAGE CODE 00779	DRAWING NO. 1520166
-		-	REV AE1	

THIS DRAWING IS UNPUBLISHED. RELEASED FOR PUBLICATION  
 © COPYRIGHT BY TYCO ELECTRONICS CORPORATION. ALL RIGHTS RESERVED.

LOC	DIST	REVISIONS					
AD	00	P	LTR	DESCRIPTION	DATE	DWN	APVD
		-	-	SEE SHEET 1	-	-	-



1. PUSH-IN TERMINAL OPENINGS TO RECEIVE #18 OR #20 GA. STRANDED TINNED LEADS. WIRE STRIPPED LENGTH TO BE 6.35-10.16[.250-.400].

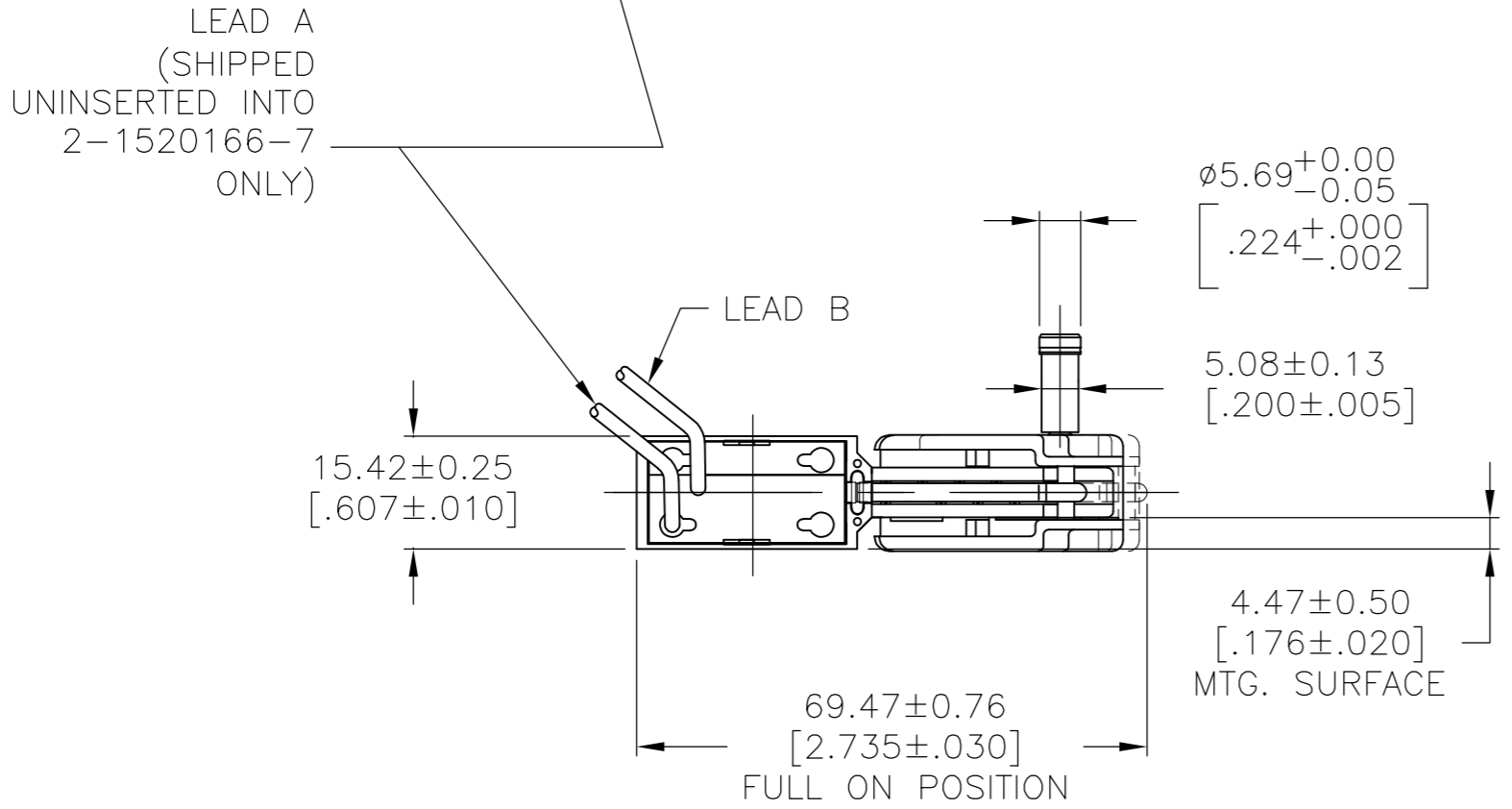
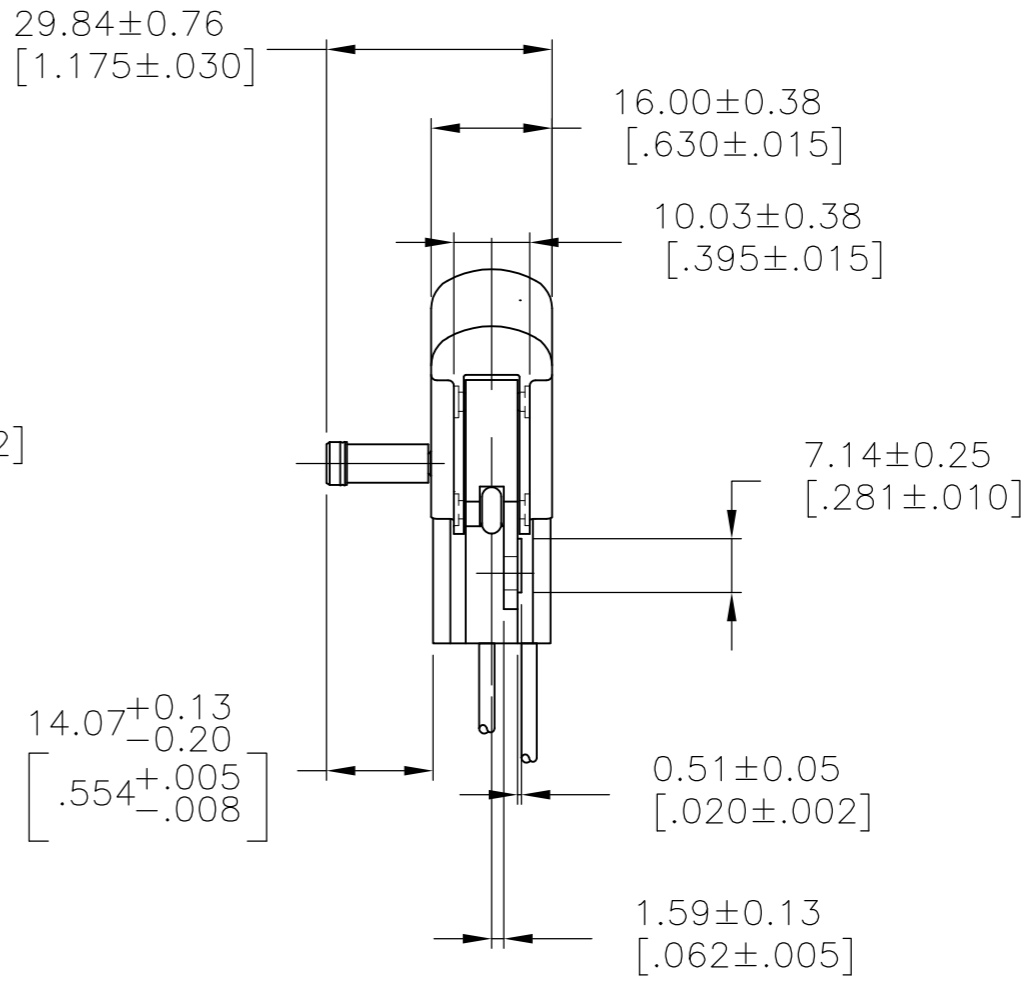
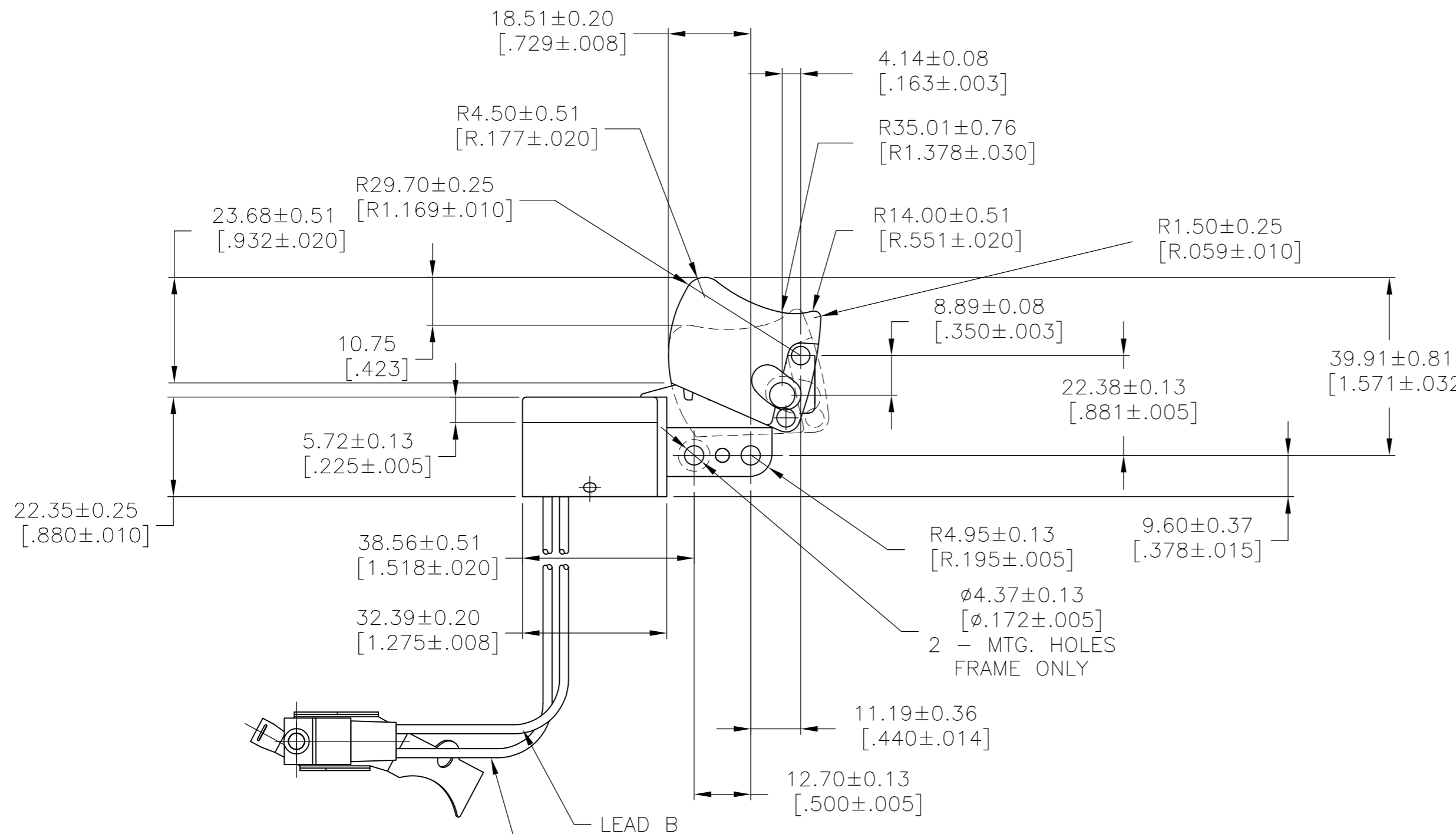


1520166 8	8907K157	BLACK	OBSOLETE
TE SWITCH NO.	ARAB SWITCH NO.	TRIGGER COLOR	

THIS DRAWING IS A CONTROLLED DOCUMENT.		DWN W. HANSON 13MAY94	Tyco Electronics Corporation Harrisburg, Pa 17105-3608	
DIMENSIONS: mm [INCHES]		CHK W. LeonarD 16MAY94	NAME 8907 SERIES - OVERHANGING SWITCH 8.5A 125 VAC DPST WITH INTERNAL QUICK CONNECT HEAT SINK, Z-SPRING CONSTRUCTION	
TOLERANCES UNLESS OTHERWISE SPECIFIED: 0 PLC ± - 1 PLC ± - 2 PLC ± - 3 PLC ± .13[.005] 4 PLC ± - ANGLES ± 1°		APVD E. WESOLEK 16MAY94	PRODUCT SPEC APPLICATION SPEC	
MATERIAL -		FINISH -	WEIGHT -	RESTRICTED TO -
		CUSTOMER DRAWING		SCALE 2:1 SHEET 10 of 32 REV AE1

THIS DRAWING IS UNPUBLISHED. RELEASED FOR PUBLICATION  
 © COPYRIGHT BY TYCO ELECTRONICS CORPORATION. ALL RIGHTS RESERVED.

LOC		DIST		REVISIONS			
P	LTR	DESCRIPTION	DATE	DWN	APVD		
AD	00	SEE SHEET 1					



1. PUSH-IN TERMINAL OPENINGS TO RECEIVE # 18 GA OR #20 GA STRANDED TIN DIPPED WIRE. WIRE STRIP LENGTH 6.35 - 10.16 [.250 - .400] (PULL OUT FORCE MUST BE 5 LBS MIN.)
2. PULL OUT FORCE OF LEAD A MUST EXCEED 14 LBS.
3. SEE DWG NO. 91-778 ON C-1520166 SHT12 FOR DIMENSIONS OF EXTERNAL TRIAC WITH LEADS AND BLACK & DECKER HEAT SINK.

91-777 91-16221

TE NO.	ARAB NO.	RATING	DESCRIPTION	LEAD A	LEAD B	LOCK BUTTON	TRIGGER COLOR
2-1520166-7	8907K530	3A 250 VAC	DPST WITH EXTERNAL ELECTRONICS	WHITE	BLACK	YES - BLACK	BLACK
1-1520166-0	8907K178	10A 125 VAC	DPST WITH EXTERNAL ELECTRONICS	BLACK	WHITE	NO	BLACK
1520166-9	8907K177	10A 125 VAC	SPST WITH BUSSING & EXTERNAL ELECTRONICS	WHITE	BLACK	NO	BLACK

OBS

THIS DRAWING IS A CONTROLLED DOCUMENT.		DWN B. BURGESS	12DEC95	Tyco Electronics Corporation Harrisburg, Pa 17105-3608	
DIMENSIONS: mm [INCHES]		CHK -	APVD -	NAME	
TOLERANCES UNLESS OTHERWISE SPECIFIED:		PRODUCT SPEC			
0 PLC ± -		APPLICATION SPEC			
1 PLC ± -		WEIGHT -			
2 PLC ± -		SIZE A2			
3 PLC ± .13 [.005]		CAGE CODE 00779			
4 PLC ± -		DRAWING NO C=1520166			
ANGLES ± 1°		RESTRICTED TO			
MATERIAL -		CUSTOMER DRAWING			
FINISH -		SCALE 1:1 SHEET 11 OF 32 REV AE1			

THIS DRAWING IS UNPUBLISHED. RELEASED FOR PUBLICATION  
 © COPYRIGHT BY TYCO ELECTRONICS CORPORATION. ALL RIGHTS RESERVED.

LOC	DIST	REVISIONS			
P	LTR	DESCRIPTION	DATE	DWN	APVD
AD	00	SEE SHEET 1	-	-	-

D

C

B

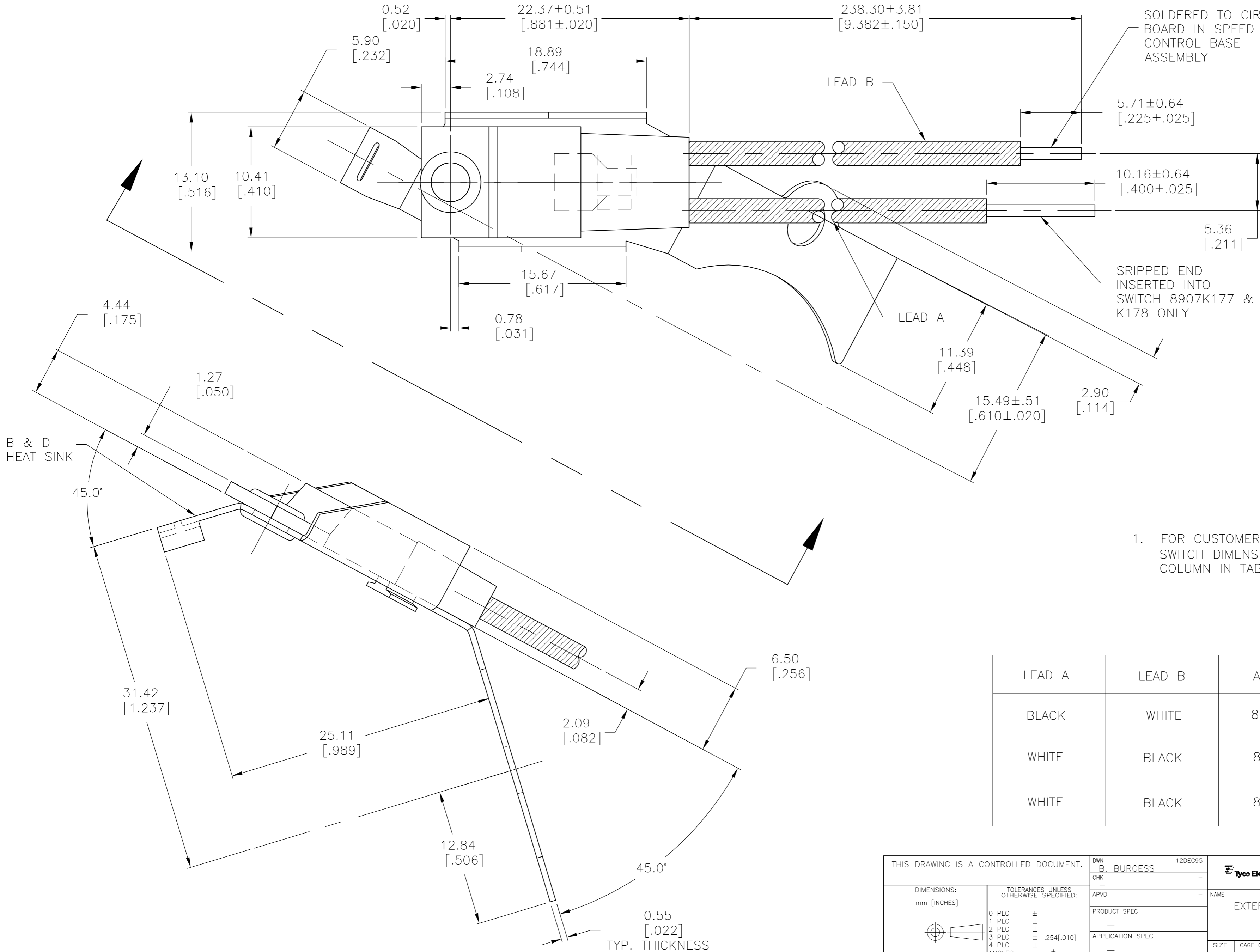
A

D

C

B

A



SOLDERED TO CIRCUIT BOARD IN SPEED CONTROL BASE ASSEMBLY

5.71±0.64  
[.225±.025]

10.16±0.64  
[.400±.025]

5.36  
[.211]

SRIPPED END INSERTED INTO SWITCH 8907K177 & K178 ONLY

1. FOR CUSTOMER DWG NUMBER WITH COMPLETE SWITCH DIMENSIONS SEE 'FINAL CUST DWG' COLUMN IN TABLE.

LEAD A	LEAD B	ARAB NO.	FINAL CUST DWG
BLACK	WHITE	8907K178	C-1520166 SHT11
WHITE	BLACK	8907K177	C-1520166 SHT11
WHITE	BLACK	8907K530	C-1520166 SHT11

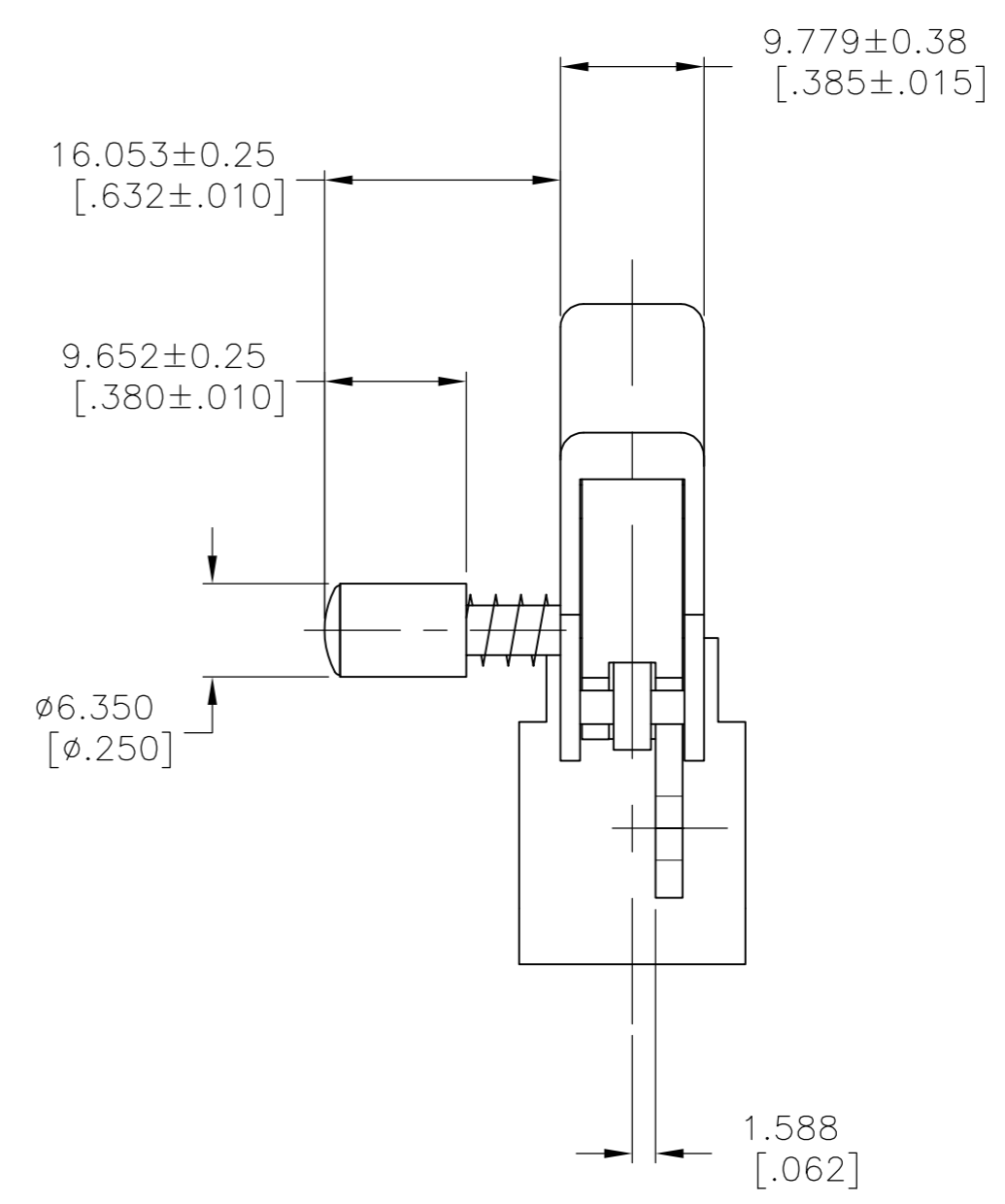
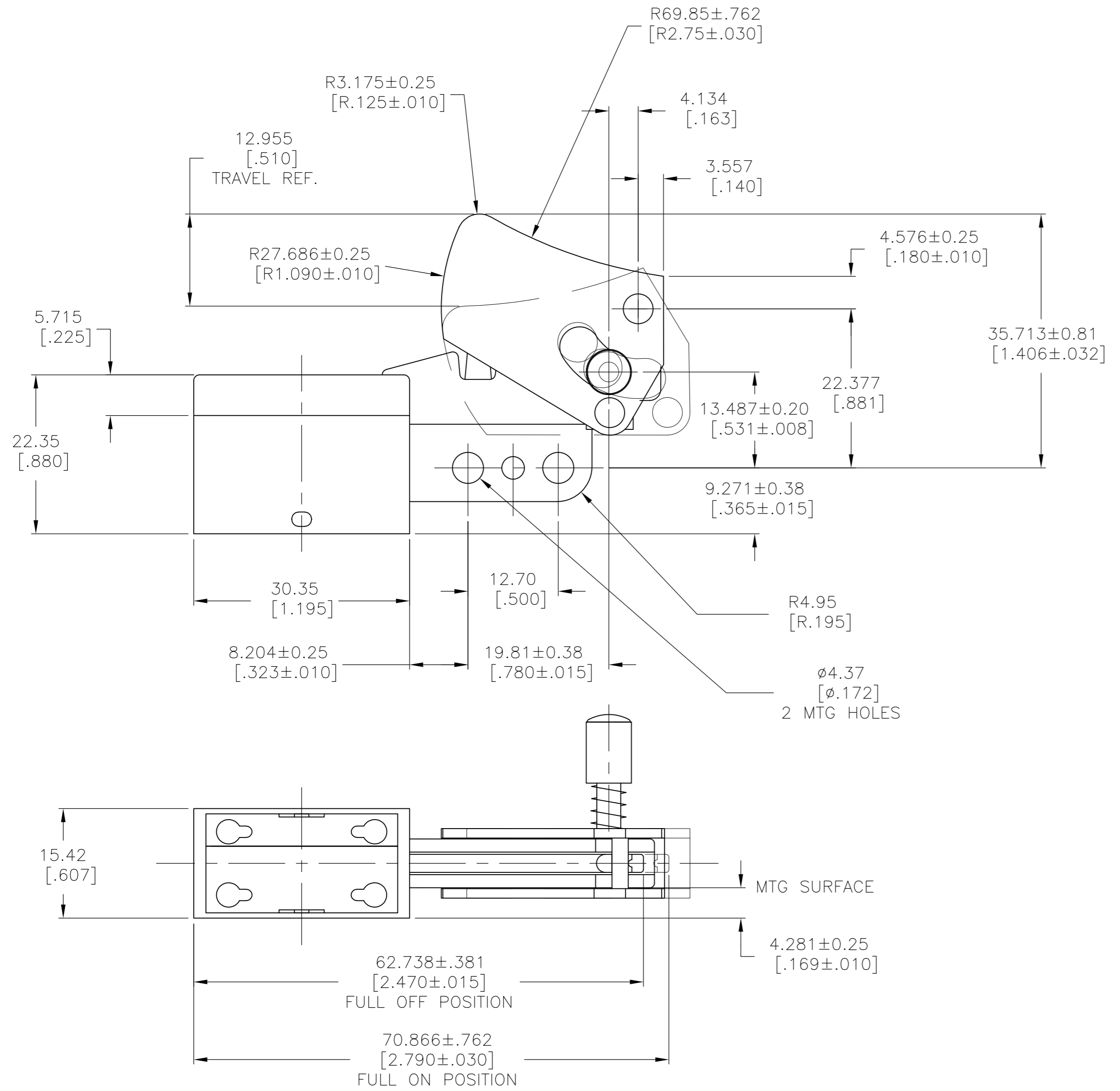
91-778

THIS DRAWING IS A CONTROLLED DOCUMENT.		DWN B. BURGESS	12DEC95	Tyco Electronics Corporation Harrisburg, Pa 17105-3608	
DIMENSIONS: mm [INCHES]		CHK -	APVD -	NAME EXTERNAL TRIAC ASSY W/ BLACK & DECKER HEAT SINK	
TOLERANCES UNLESS OTHERWISE SPECIFIED:		PRODUCT SPEC -		APPLICATION SPEC -	
0 PLC ± -		WEIGHT -		SIZE A2	
1 PLC ± -		CAGE CODE 00779		DRAWING NO C=1520166	
2 PLC ± -		RESTRICTED TO -		SCALE 4:1	
3 PLC ± .254[.010]		SHEET 12 OF 32		REV AE1	
4 PLC ± -		CUSTOMER DRAWING			
ANGLES ± -					
FINISH -					

1520166

THIS DRAWING IS UNPUBLISHED. RELEASED FOR PUBLICATION  
 © COPYRIGHT BY TYCO ELECTRONICS CORPORATION. ALL RIGHTS RESERVED.

LOC	DIST	REVISIONS			
P	LTR	DESCRIPTION	DATE	DWN	APVD
AD	00	SEE SHEET 1	-	-	-



1. PUSH-IN TERMINAL OPENINGS TO RECEIVE #18 OR #20 GA. STRANDED TINNED LEADS. WIRE STRIPPED LENGTH TO BE 6.35-10.16 [.250 - .400].

91-654  
91-800

TE NO.	ARAB NO.	RATING	DESCRIPTION	LOCK BUTTON COLOR	TRIGGER COLOR
1-1520166-3	8907K193	10A 125VAC / 3A 250VAC	DPST ON - OFF, Z-SPRING CONSTRUCTION	BLACK	BLACK
1-1520166-5	8907K291	6A 125VAC / 3A 250VAC	DPST ON - OFF, Z-SPRING CONSTRUCTION	RED	RED
1-1520166-7	8907K343	6A 125 VAC	DPST WITH RFI LEAD, Z-SPRING / DISCRETE COMPONENT CONSTRUCTION	RED	RED
2-1520166-5	8907K493	6A 125VAC / 3A 250VAC	DPST ON - OFF, Z-SPRING CONSTRUCTION	RED	RED
9-1520166-4	-	10A 125VAC / 3A 250VAC	DPST ON - OFF, Z-SPRING CONSTRUCTION, DUST SEAL, NO LOCK	-	BLACK

THIS DRAWING IS A CONTROLLED DOCUMENT.

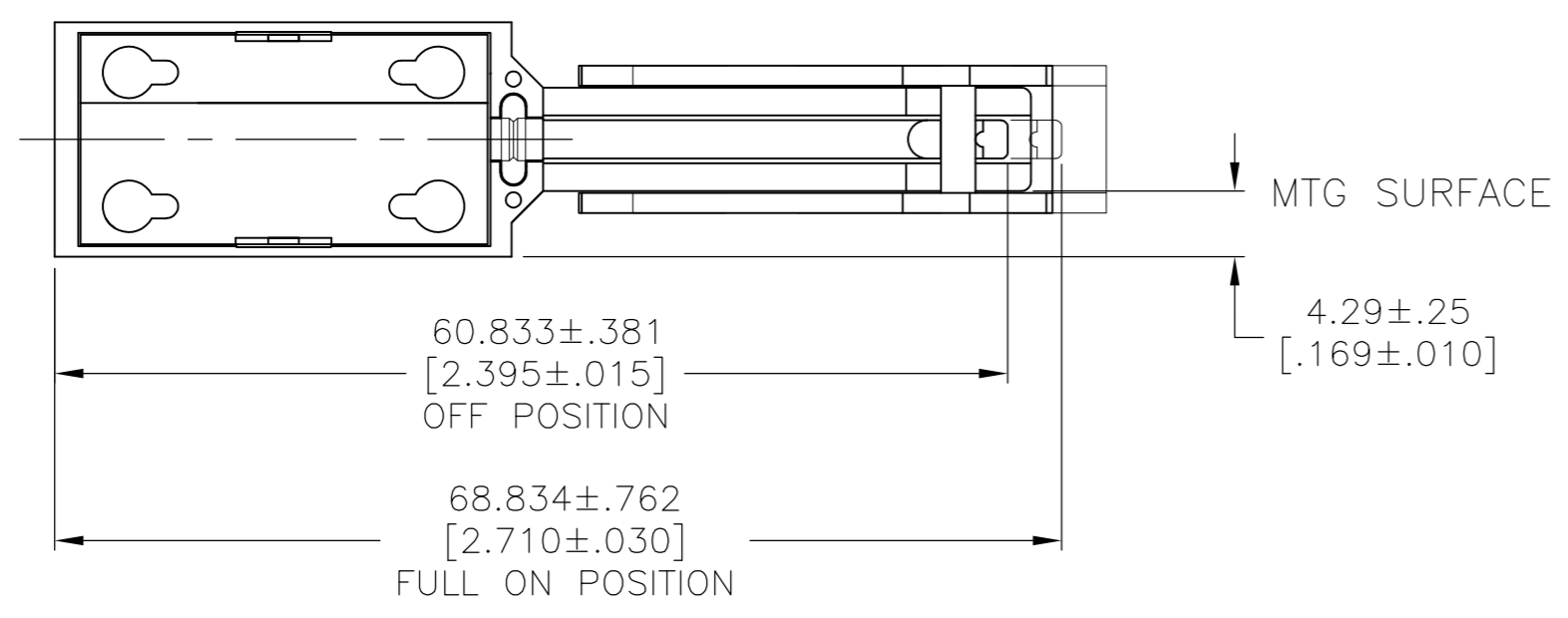
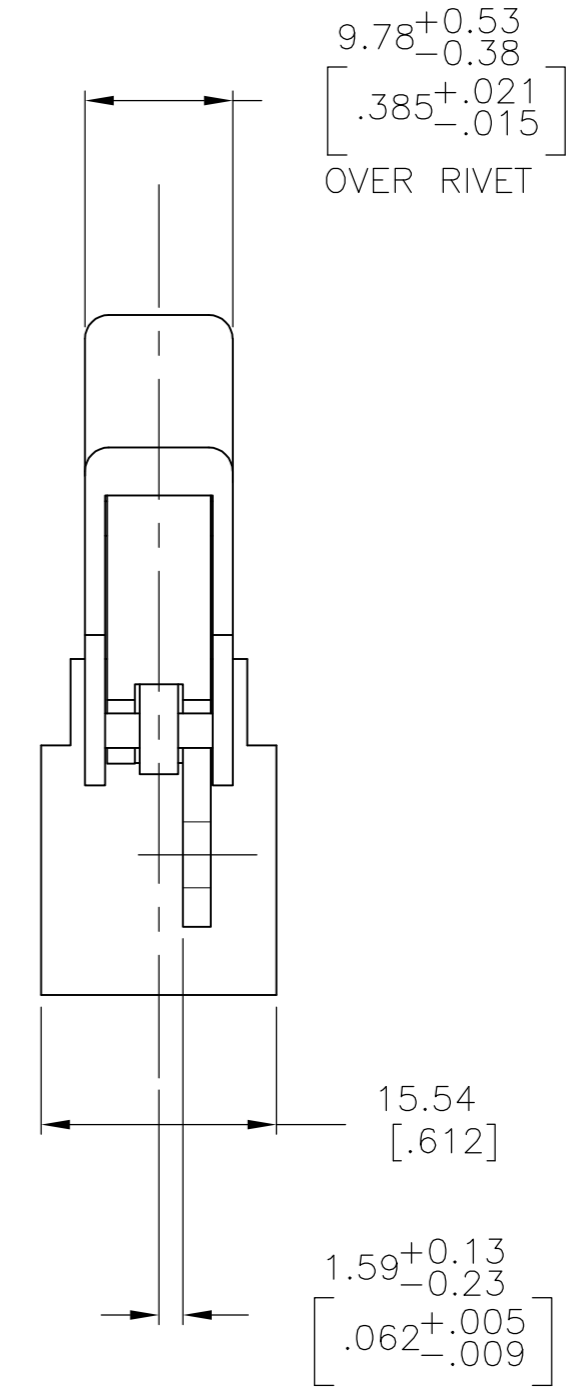
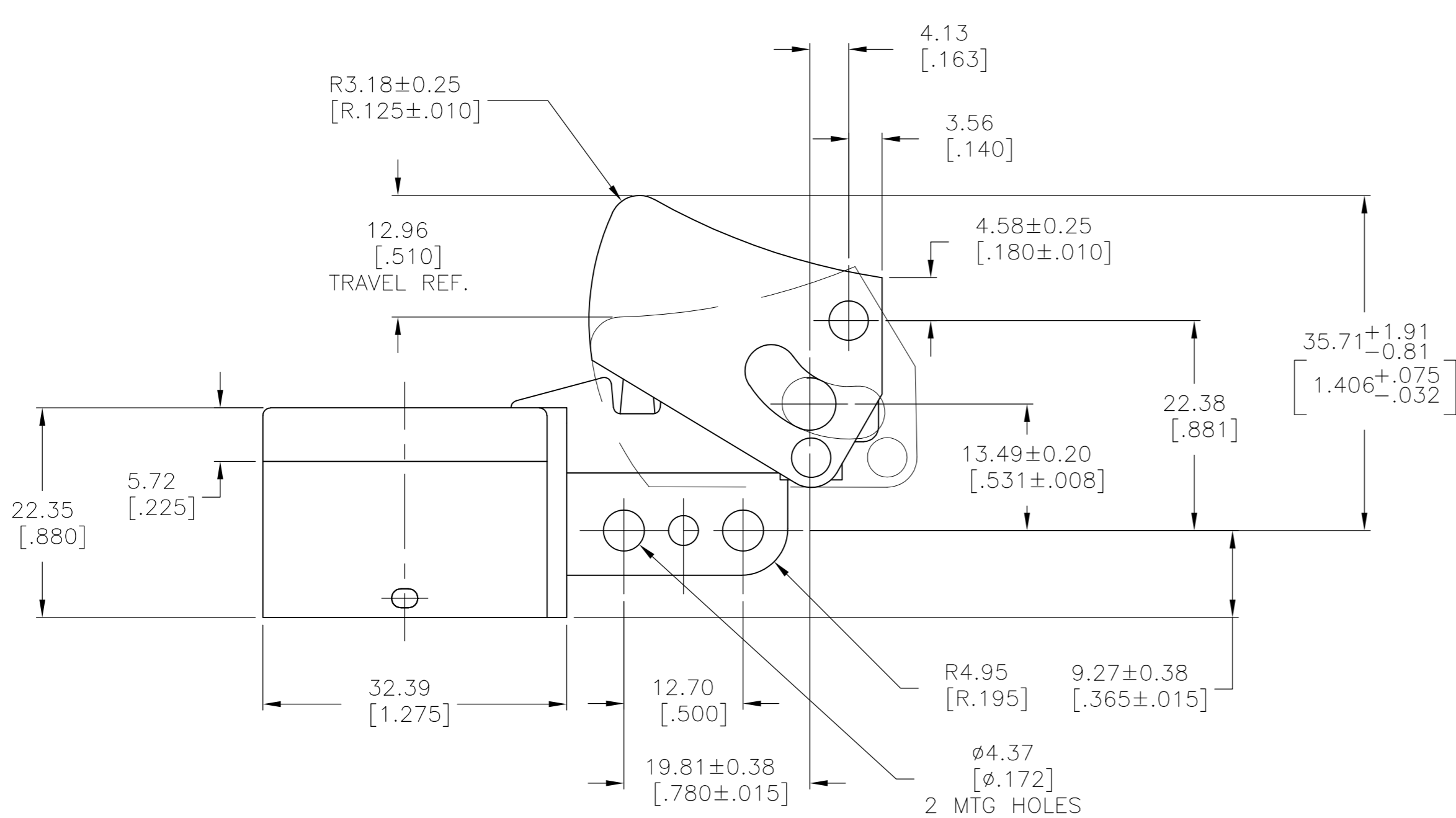
DWN W. LeonarD 20MAY95	Tyco Electronics Corporation Harrisburg, Pa 17105-3608
CHK J. HUGGINS 02APR97	
APVD B. BURGESS 02APR97	
PRODUCT SPEC	
NAME 8907 SERIES- OVERHANGING SWITCH	
APPLICATION SPEC	
WEIGHT	
SCALE 2:1 SHEET 13 OF 32 REV AE1	

MATERIAL: - FINISH: -

SIZE: A2 CAGE CODE: 00779 DRAWING NO: 1520166 RESTRICTED TO: -

THIS DRAWING IS UNPUBLISHED. RELEASED FOR PUBLICATION  
 © COPYRIGHT BY TYCO ELECTRONICS CORPORATION. ALL RIGHTS RESERVED.

LOC		DIST		REVISIONS			
P	LTR	DESCRIPTION	DATE	DWN	APVD		
-	-	SEE SHEET 1	-	-	-		



1. PUSH-IN TERMINAL OPENINGS TO RECEIVE #18 OR #20 GA. STRANDED TINNED LEADS. WIRE STRIPPED LENGTH TO BE 6.35-10.16 [.250 - .400].

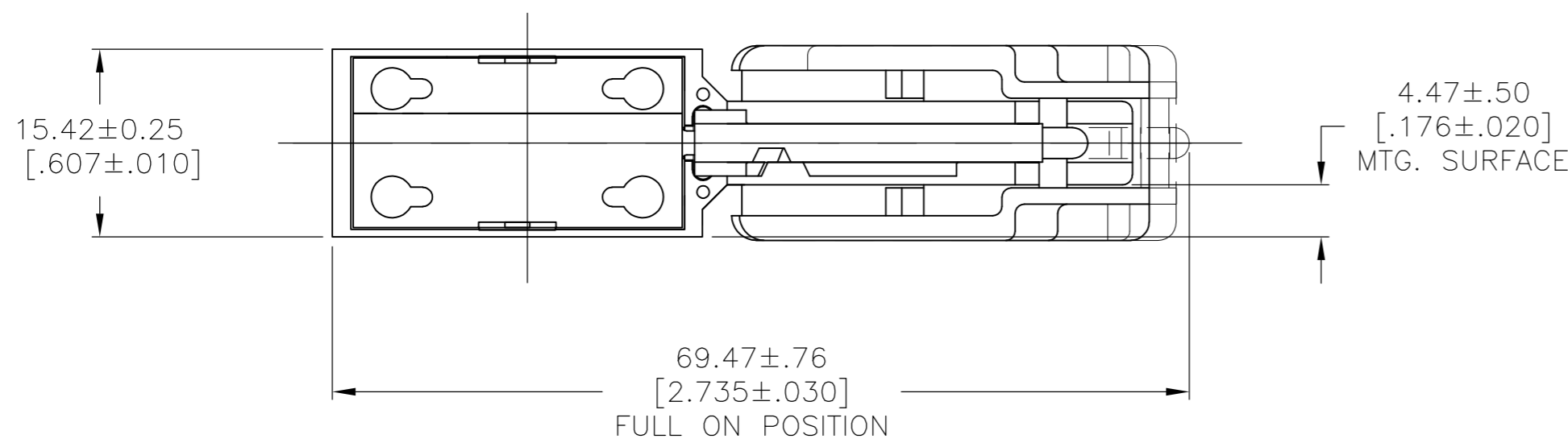
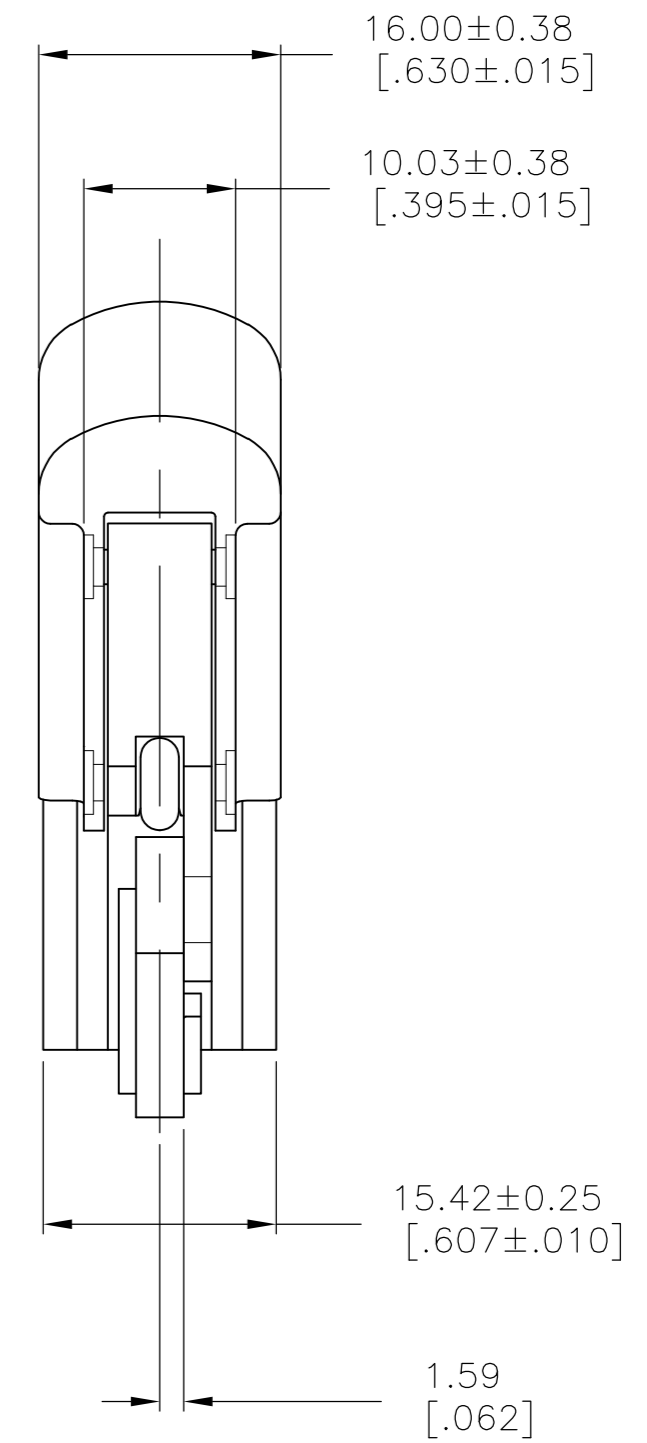
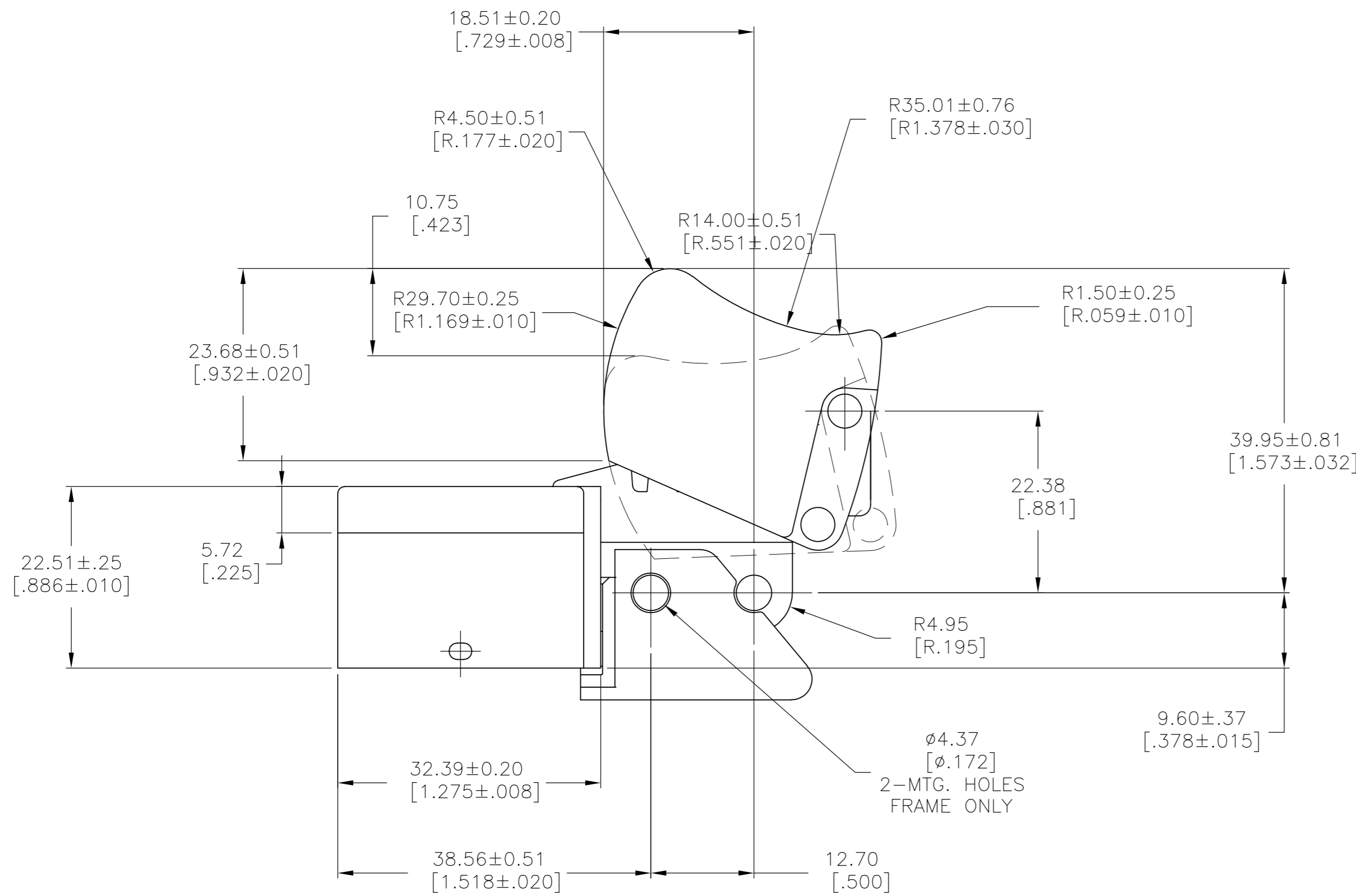
91-887

1-1520166-8	8907K345	RED
TE SWITCH NO.	ARAB SWITCH NO.	TRIGGER COLOR

THIS DRAWING IS A CONTROLLED DOCUMENT.		DWN W. Leonard	01JUL98	Tyco Electronics Corporation Harrisburg, Pa 17105-3608
DIMENSIONS: mm [INCHES]		CHK W. HANSON	01JUL98	
TOLERANCES UNLESS OTHERWISE SPECIFIED:		APVD J. SMITH	01JUL98	
0 PLC ± - 1 PLC ± - 2 PLC ± - 3 PLC ± .13 [.005] 4 PLC ± - ANGLES ± 1°		PRODUCT SPEC		
MATERIAL	FINISH	WEIGHT	-	NAME 8907 SERIES-DUST RESISTANT OVERHANGING SWITCH 6A 125 VAC DPST ON-OFF Z-SPRING CONSTRUCTION
CUSTOMER DRAWING		SCALE	2:1	SIZE A2
		SHEET	14 OF 32	CAGE CODE 00779
		REV	AE1	DRAWING NO. 1520166

THIS DRAWING IS UNPUBLISHED. RELEASED FOR PUBLICATION  
 © COPYRIGHT BY TYCO ELECTRONICS CORPORATION. ALL RIGHTS RESERVED.

LOC	DIST	REVISIONS					
AD	00	P	LTR	DESCRIPTION	DATE	DWN	APVD
		-	-	SEE SHEET 1	-	-	-



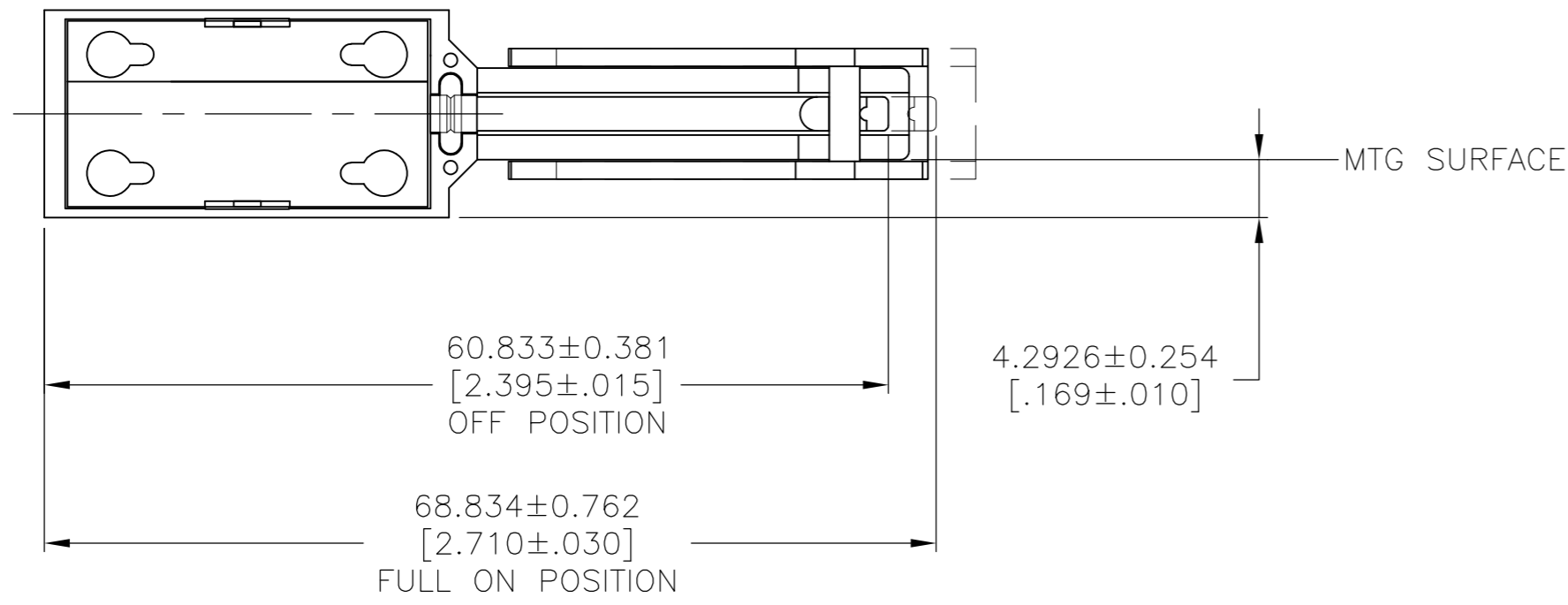
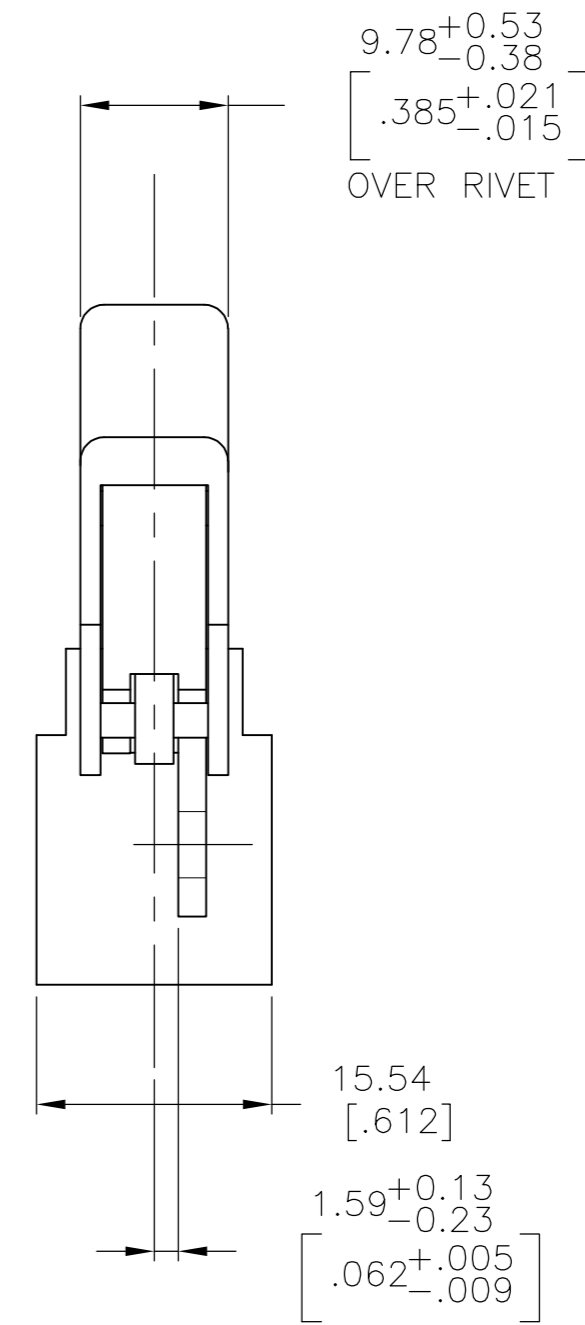
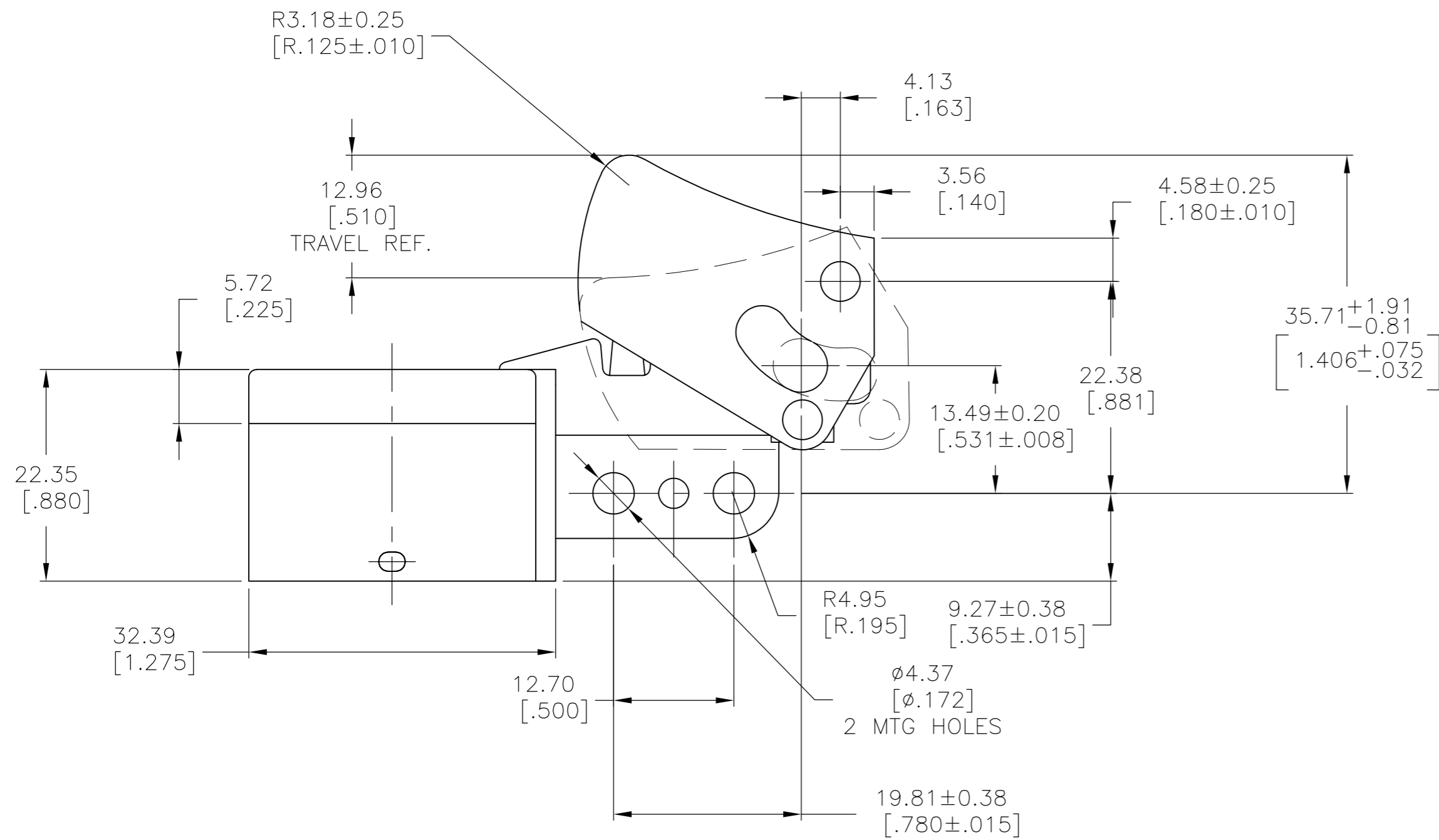
91-16225

9-1520166-7	N/A	QUANTUM YELLOW
8-1520166-4	N/A	QUANTUM RED
4-1520166-2	8907K414	ROSE RED
2-1520166-0	8907K406	BLACK
TE SWITCH NO.	ARAB SWITCH NO.	TRIGGER COLOR

THIS DRAWING IS A CONTROLLED DOCUMENT.		DWN	31MAY00	Tyco Electronics Corporation	
DIMENSIONS: mm [INCHES]		T. CHRISTENSEN	02JUN00	Harrisburg, Pa 17105-3608	
TOLERANCES UNLESS OTHERWISE SPECIFIED:		CHK W. LeonarD	02JUN00	NAME	
0 PLC ± -		APVD W. HANSON	02JUN00	8907 SERIES-DUST RESISTANT OVERHANGING SWITCH	
1 PLC ± -		PRODUCT SPEC		10A 125 VAC SPST WITH BUSSING AND 2ND	
2 PLC ± -		APPLICATION SPEC		HEATSINK, Z-SPRING / D-PAK CONSTRUCTION	
3 PLC ± .13[.005]				SIZE	RESTRICTED TO
4 PLC ± -				A2	
ANGLES ± 1°				CAGE CODE	DRAWING NO
FINISH				00779	1520166
MATERIAL				SCALE	SHEET
				2:1	15 of 32
				REV	AE1
				CUSTOMER DRAWING	

THIS DRAWING IS UNPUBLISHED. RELEASED FOR PUBLICATION  
 © COPYRIGHT BY TYCO ELECTRONICS CORPORATION. ALL RIGHTS RESERVED.

LOC	DIST	REVISIONS					
AD	00	P	LTR	DESCRIPTION	DATE	DWN	APVD
		-	-	SEE SHEET 1	-	-	-



1. PUSH-IN TERMINAL OPENINGS TO RECEIVE #18 OR #20 GA. STRANDED TINNED LEADS. WIRE STRIPPED LENGTH TO BE 6.35-10.16[.250 - .400].

91-16259

2-1520166-2	8907K419	BLACK
TE SWITCH NO.	ARAB SWITCH NO.	TRIGGER COLOR

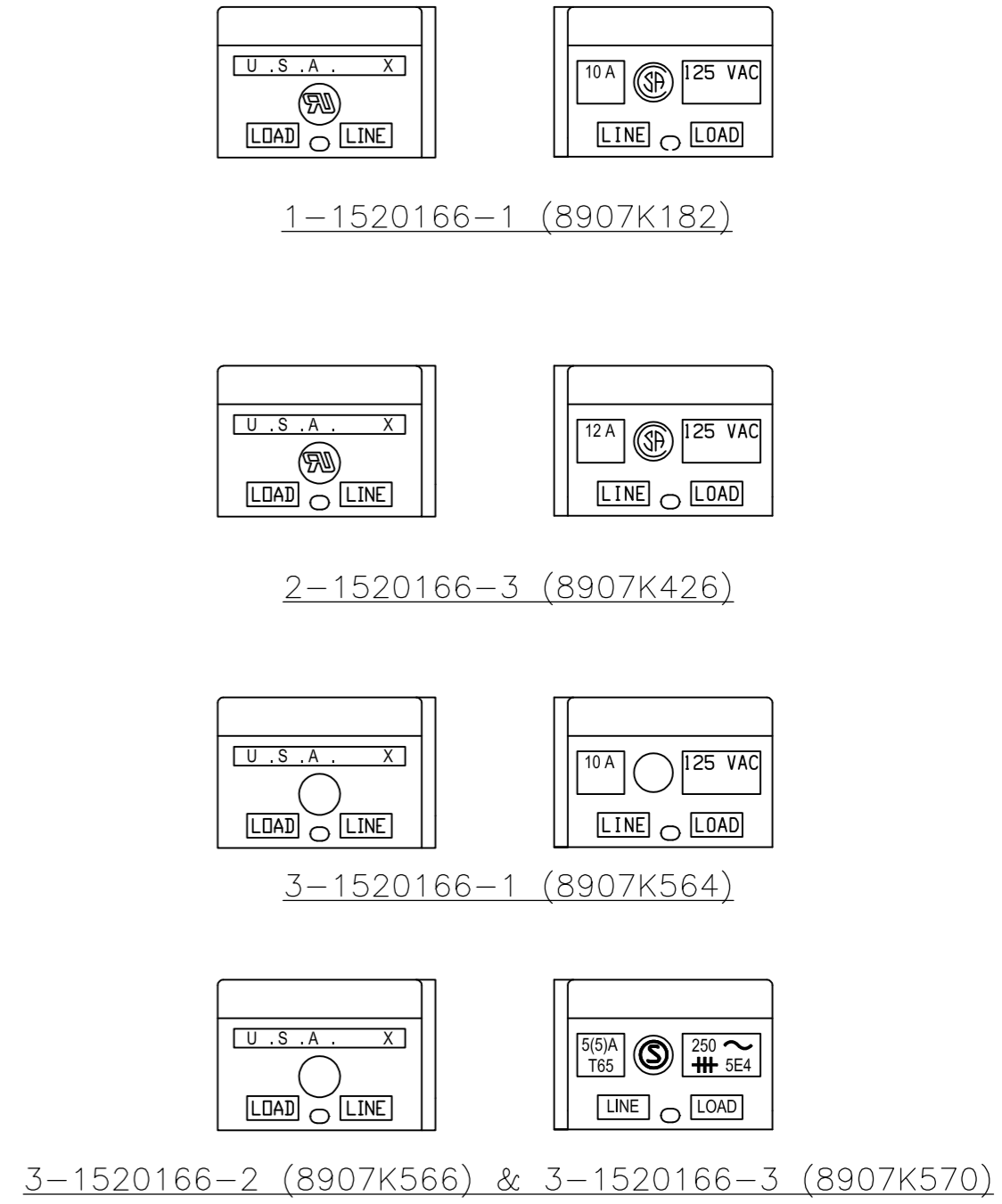
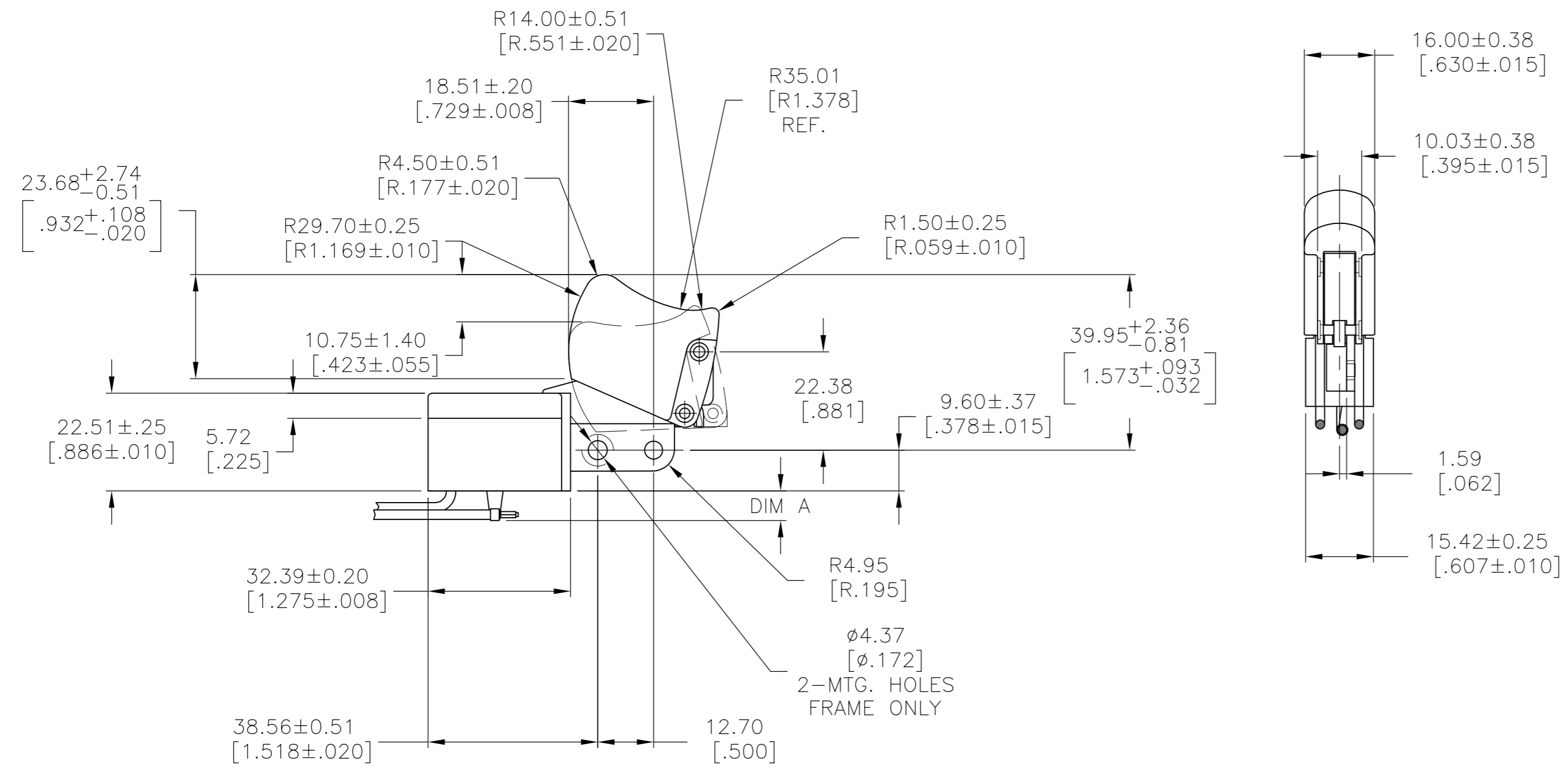
THIS DRAWING IS A CONTROLLED DOCUMENT.		DWN W. Leonard	01JUN00	Tyco Electronics Corporation Harrisburg, Pa 17105-3608		
DIMENSIONS: mm [INCHES]		CHK T. CHRISTENSEN	02JUN00			
TOLERANCES UNLESS OTHERWISE SPECIFIED:		APVD M. WARDRUP	04JUN00			
0 PLC ± - 1 PLC ± - 2 PLC ± - 3 PLC ± .13[.005] 4 PLC ± - ANGLES ± 1°		PRODUCT SPEC	NAME 8907 SERIES-DUST RESISTANT OVERHANGING SWITCH 6A 125 VAC DPST Z-SPRING / D-PAK CONSTRUCTION			
MATERIAL	FINISH	WEIGHT	SIZE A2	CAGE CODE 00779	DRAWING NO. C=1520166	RESTRICTED TO
CUSTOMER DRAWING		SCALE 2:1		SHEET 16 OF 32		REV AE1





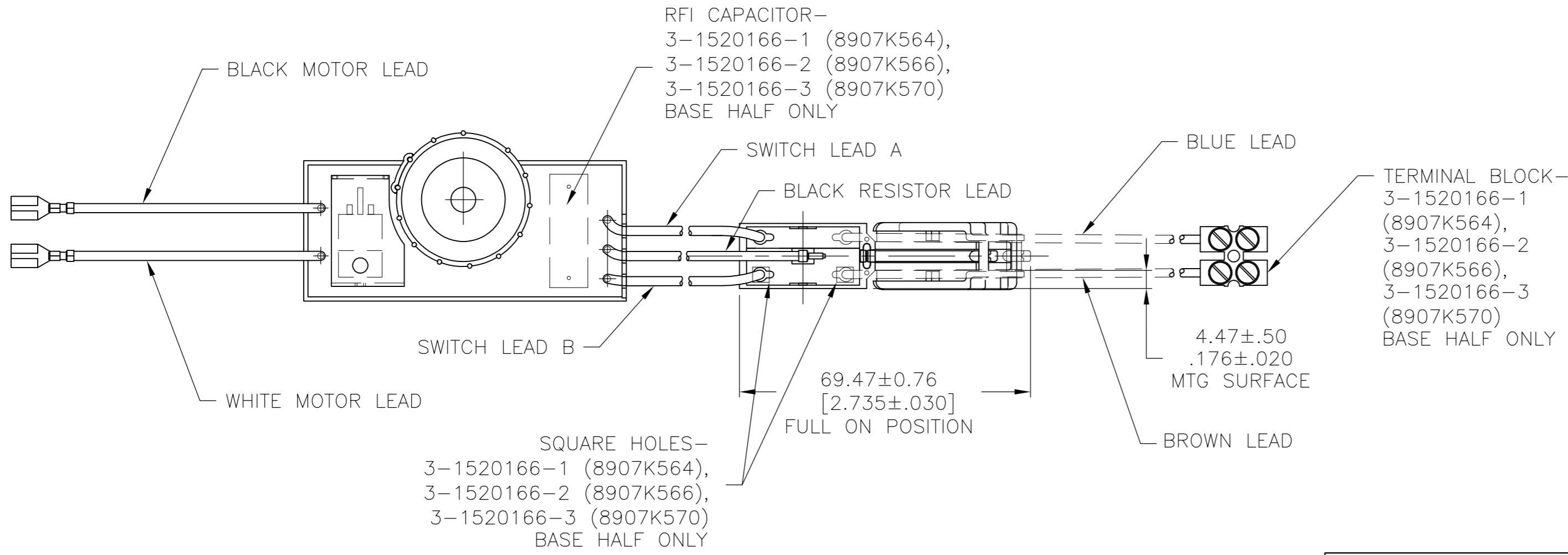
THIS DRAWING IS UNPUBLISHED. RELEASED FOR PUBLICATION  
 © COPYRIGHT BY TYCO ELECTRONICS CORPORATION. ALL RIGHTS RESERVED.

LOC	DIST	REVISIONS					
AD	00	P	LTR	DESCRIPTION	DATE	DWN	APVD
		-	-	SEE SHEET 1	-	-	-



SWITCH MARKINGS

1. PUSH-IN TERMINAL OPENINGS TO RECEIVE # 18 GA OR #20 GA STRANDED TIN DIPPED WIRE. WIRE STRIP LENGTH 6.35 - 10.16[.250 - .400]. (PULL OUT FORCE MUST BE 5 LBS MIN.)
2. SEE 91-782 ON CUSTOMER DWG C-1520166 SHT19 FOR DIMENSIONS OF EXTERNAL SPEED CONTROL MODULE.
3. 50-2500 SHALL APPLY UNLESS OTHERWISE SPECIFIED.



91-783

TE SWITCH NO.	ARAB SWITCH NO.	DIM 'A'	DESCRIPTION	SW LEAD A	SW LEAD B	TRIGGER COLOR	SPEEDWHEEL COLOR
8-1520166-7		7.24±.50[.285±.020]	MODULE W/ RFI CAP, TERMINAL BLOCK - 5A 250VAC 50 Hz	BLUE	BROWN	GREY	GREY
3-1520166-3	8907K570	7.24±.50[.285±.020]	MODULE W/ RFI CAP, TERMINAL BLOCK - 5A 250VAC 50 Hz	BLUE	BROWN	BLUE	BLUE
3-1520166-2	8907K566	7.24±.50[.285±.020]	MODULE W/ RFI CAP, TERMINAL BLOCK - 5A 250VAC 50 Hz	BLUE	BROWN	BLACK	BLACK
3-1520166-1	8907K564	7.24±.50[.285±.020]	MODULE W/ RFI CAP, TERMINAL BLOCK - 10A 125VAC 50 Hz	BLUE	BROWN	BLACK	BLACK
2-1520166-3	8907K426	7.24±.50[.285±.020]	MODULE W/O RFI CAP, W/O TERMINAL BLOCK - 12A 125VAC 60Hz	BLACK	WHITE	BLACK	BLACK
1-1520166-1	8907K182	4.93±.50[.194±.020]	MODULE W/O RFI CAP, W/O TERMINAL BLOCK - 10A 125VAC 60Hz	BLACK	WHITE	BLACK	BLACK

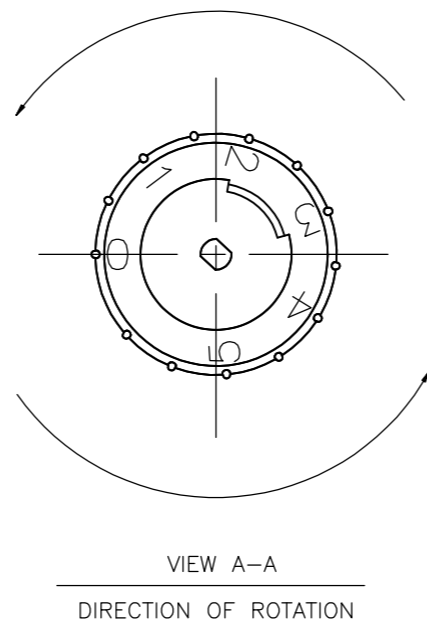
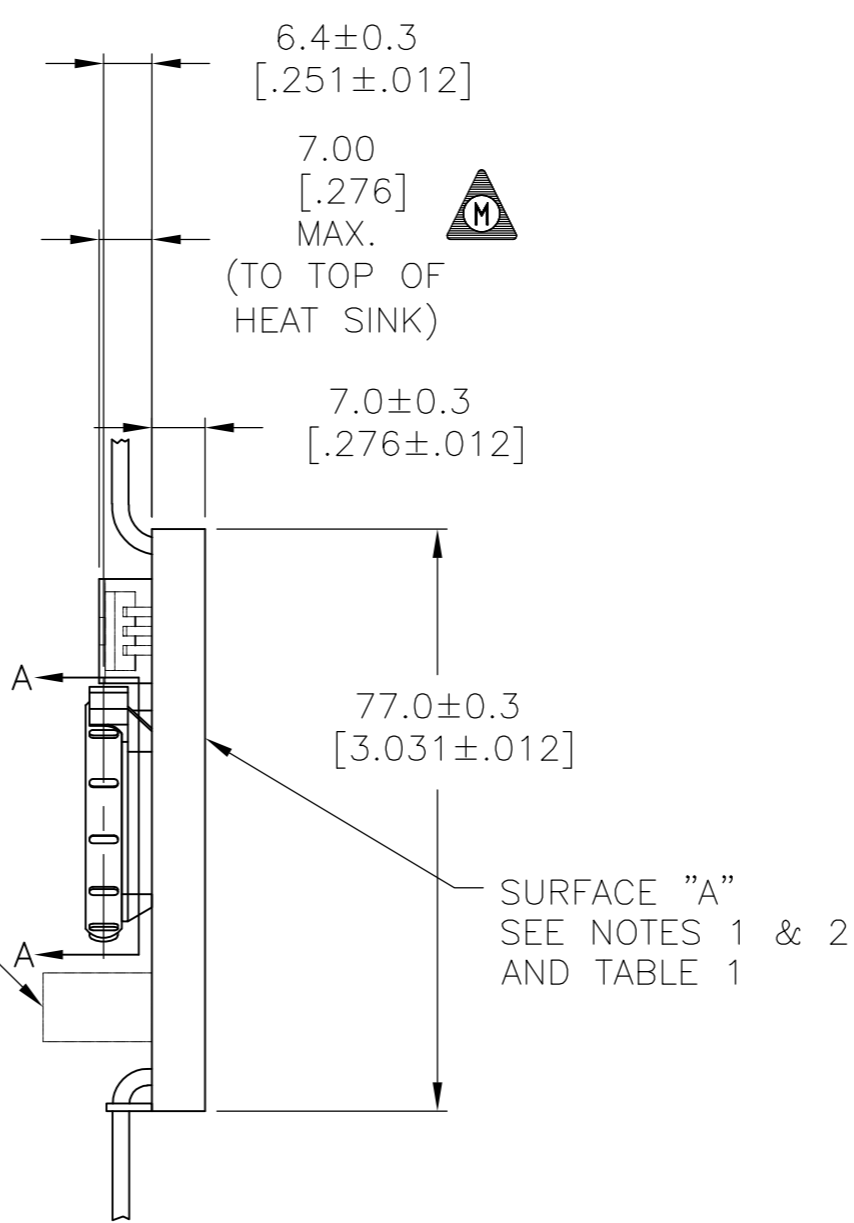
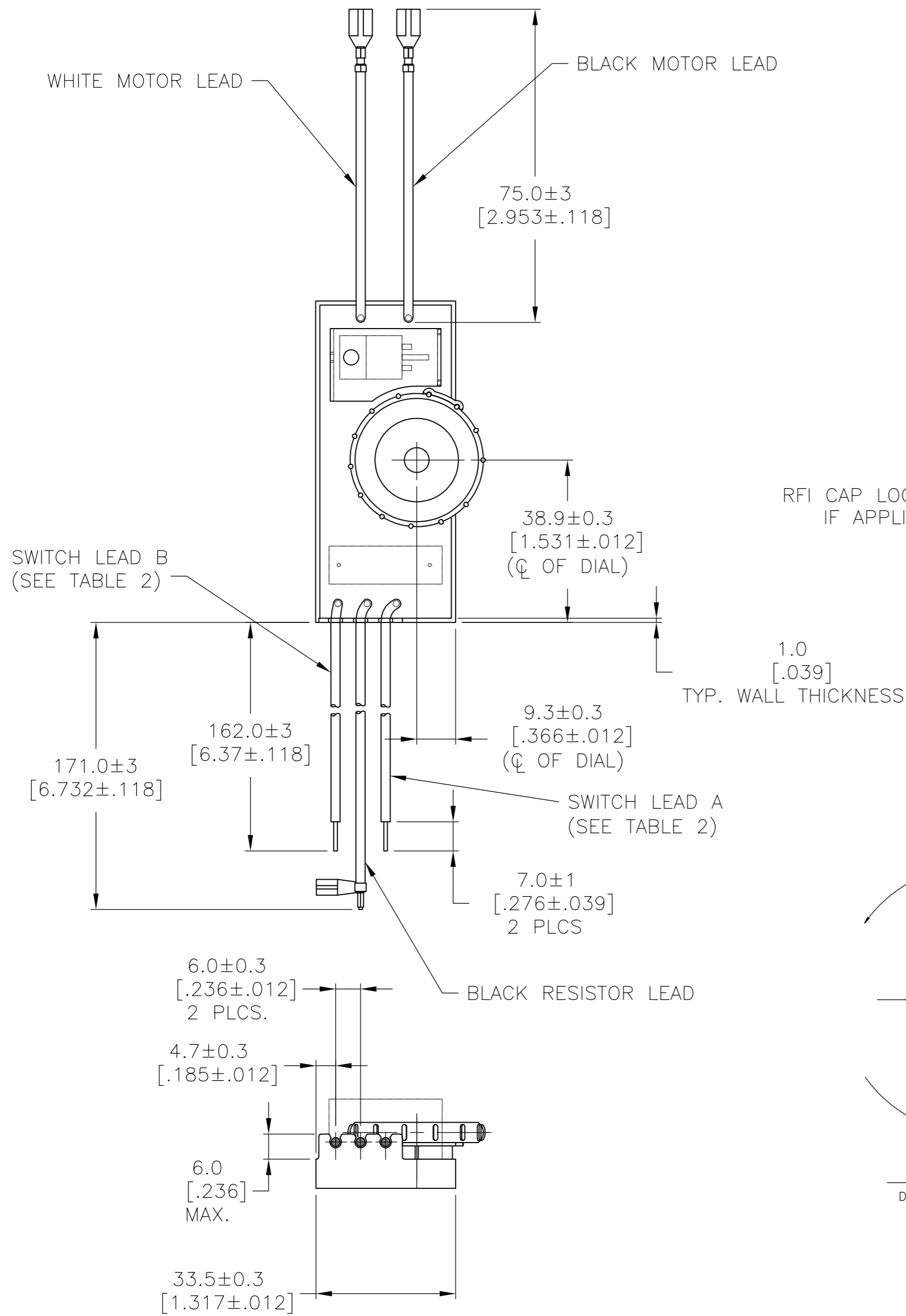
THIS DRAWING IS A CONTROLLED DOCUMENT.

DWN	W. HANSON	29AUG97
CHK	W. Leonard	10SEP97
APVD	M.R. DUMMER	10SEP97
PRODUCT SPEC		
APPLICATION SPEC		
WEIGHT		
CUSTOMER DRAWING		

Tyco Electronics Corporation  
 Harrisburg, Pa 17105-3608  
 NAME: 8907 SERIES-DUST RESISTANT OVERHANGING SWITCH WITH EXTERNAL MODULE Z-SPRING CONSTRUCTION  
 SIZE: A2 CAGE CODE: 00779 DRAWING NO: C=1520166 RESTRICTED TO: -  
 SCALE: 1:1 SHEET: 18 OF 32 REV: AE1

THIS DRAWING IS UNPUBLISHED. RELEASED FOR PUBLICATION  
 © COPYRIGHT BY TYCO ELECTRONICS CORPORATION. ALL RIGHTS RESERVED.

LOC	DIST	REVISIONS					
AD	00	P	LTR	DESCRIPTION	DATE	DWN	APVD
		-	-	SEE SHEET 1	-	-	-



1. BLACK & DECKER PART NUMBER, DATE CODE, AND OTHER MARKINGS ON SURFACE "A" ONLY. LETTERING ON THIS SURFACE TO BE 5MM IN FROM EITHER SIDE AND 2.5[0.984] IN HEIGHT.
2. ANY RAISED LETTERING ON SURFACE "A" NOT TO EXCEED .5[.196] FROM THE SURFACE.

382652-03	1523648-5	90-19842-5
382652-02	1523648-4	90-19842-4
---	1523648-3	90-19842-3
382652-01	1523648-2	90-19842-2
382652-00	1523648-1	90-19842
B&D P/N	P/N NO.	ARAB NO.

TABLE 1

BLUE	BROWN	-2, -3, -4, -5
BLACK	WHITE	1523648-1
SW LEAD A	SW LEAD B	ASSY P/N

TABLE 2

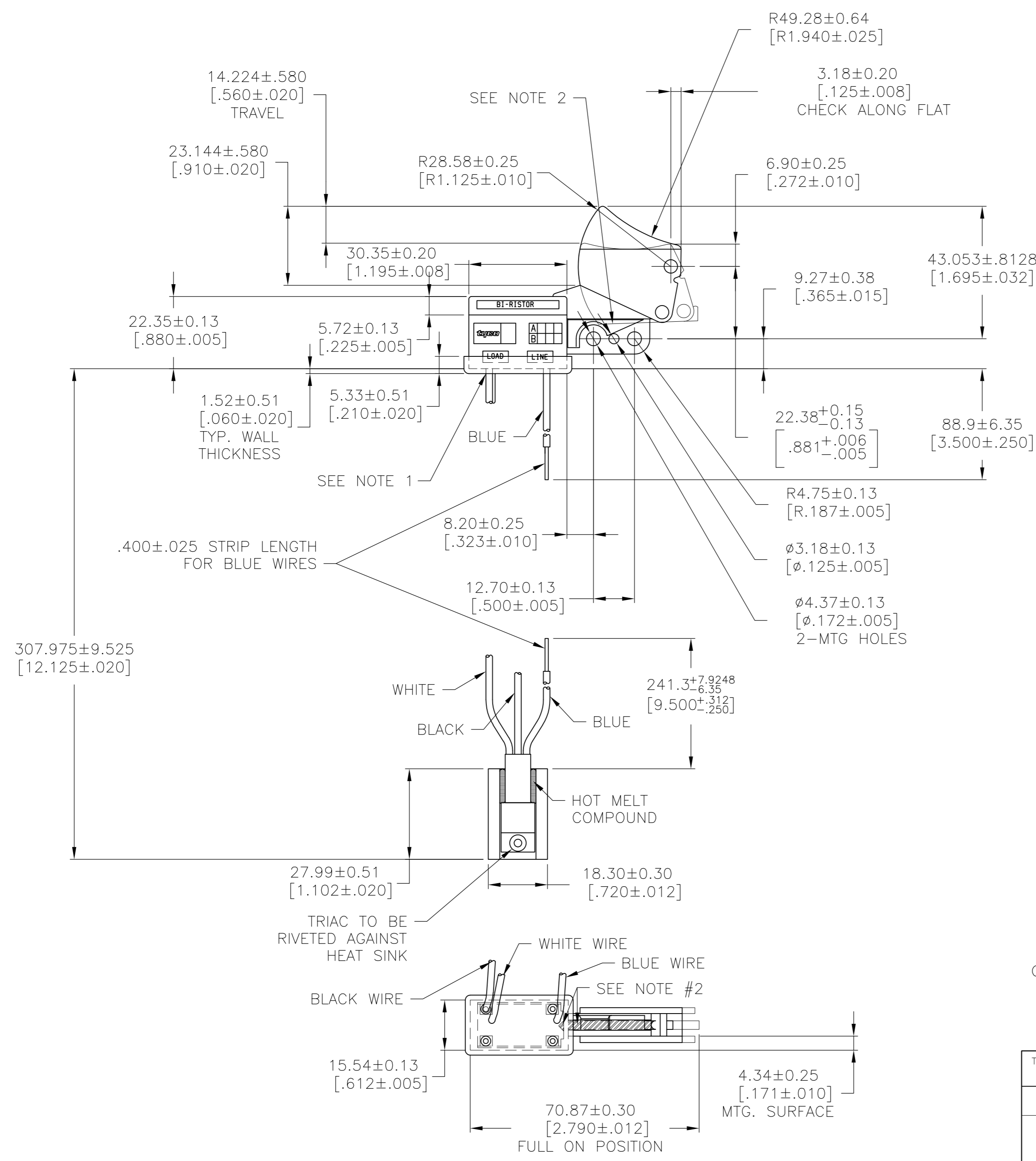
**(M)** DESIGN MAJOR REQUIREMENT PER 50-17487

91-782

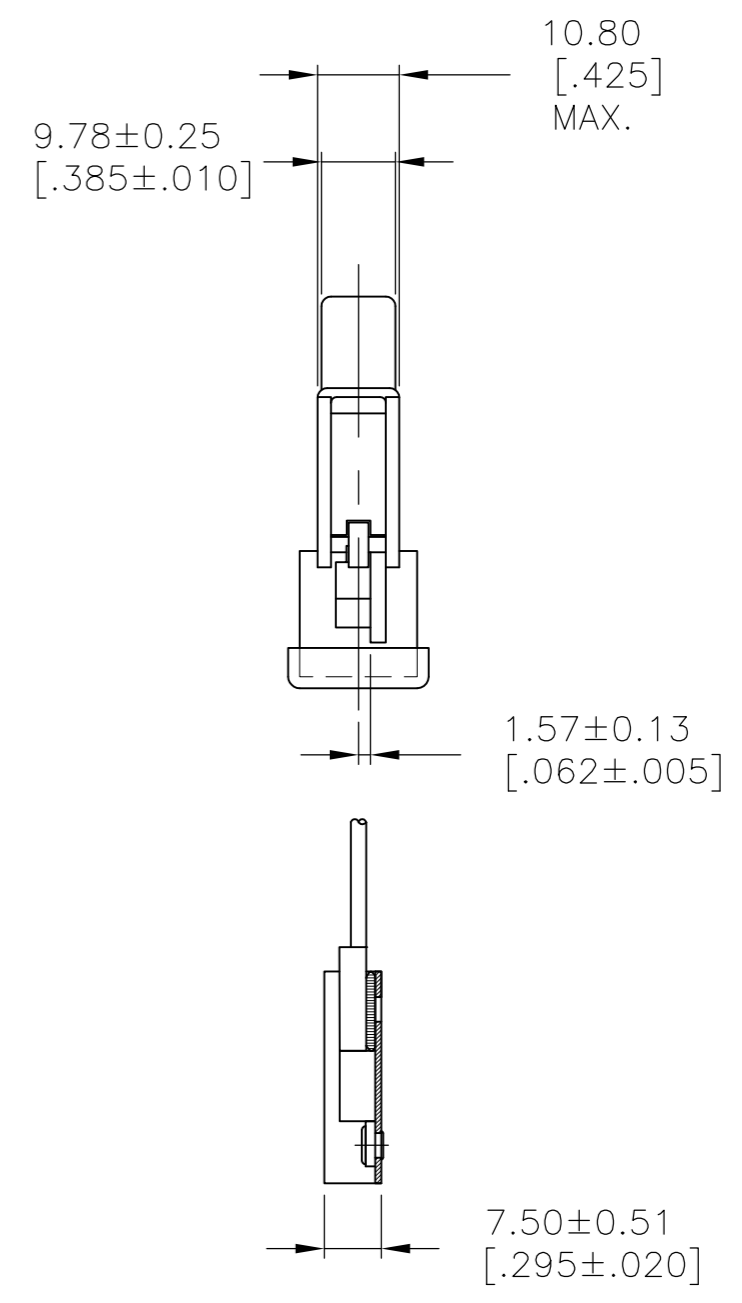
THIS DRAWING IS A CONTROLLED DOCUMENT.		DWN W. HANSON 29AUG97	Tyco Electronics Corporation Harrisburg, Pa 17105-3608	
DIMENSIONS: mm [INCHES]		CHK W. Leonard 08SEP97	NAME	
TOLERANCES UNLESS OTHERWISE SPECIFIED:		APVD M.R. DUMMER 09SEP97	PRODUCT SPEC	
0 PLC ± -		APPLICATION SPEC		
1 PLC ± -		WEIGHT		
2 PLC ± -		SIZE		
3 PLC ± -		CAGE CODE		
4 PLC ± -		DRAWING NO		
ANGLES ± -		RESTRICTED TO		
FINISH		SCALE		
-		1:1		
-		SHEET		
-		19 OF 32		
-		REV		
-		AE1		

THIS DRAWING IS UNPUBLISHED. RELEASED FOR PUBLICATION  
 © COPYRIGHT BY TYCO ELECTRONICS CORPORATION. ALL RIGHTS RESERVED.

LOC	DIST	REVISIONS					
AD	00	P	LTR	DESCRIPTION	DATE	DWN	APVD
		-	-	SEE SHEET 1	-	-	-



1. PUSH IN TERMINAL OPENINGS TO RECEIVE #18 STRANDED TIN DIPPED WIRE. WIRE STRIP LENGTH 7.62-10.795 [.300 -.425].
2. APPLY LUBRICANT 1523950-1 (632-119) TO INSIDE OF FRAME AND ALONG OUTSIDE ON GUIDE LINK IN AREA SHOWN AND NOTED.

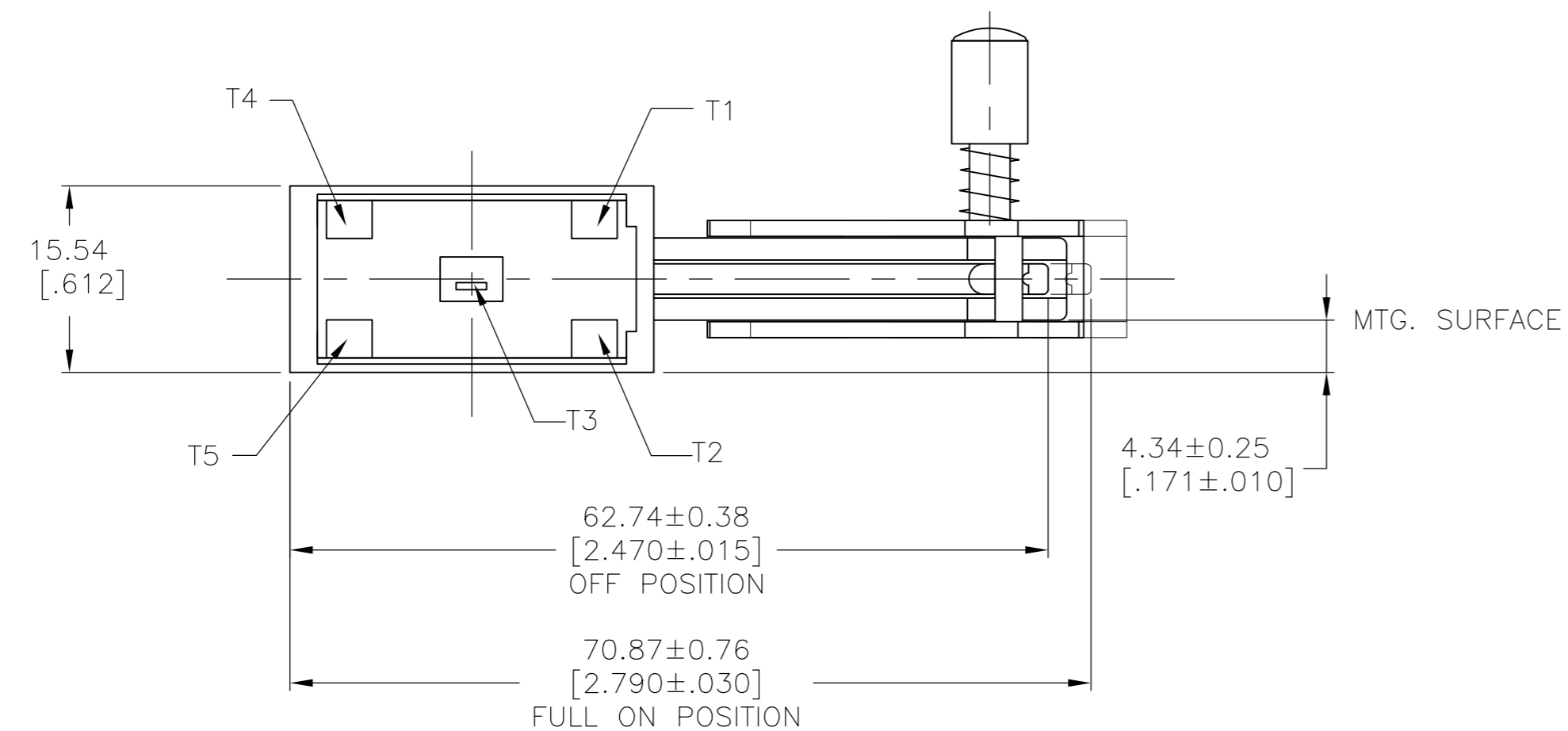
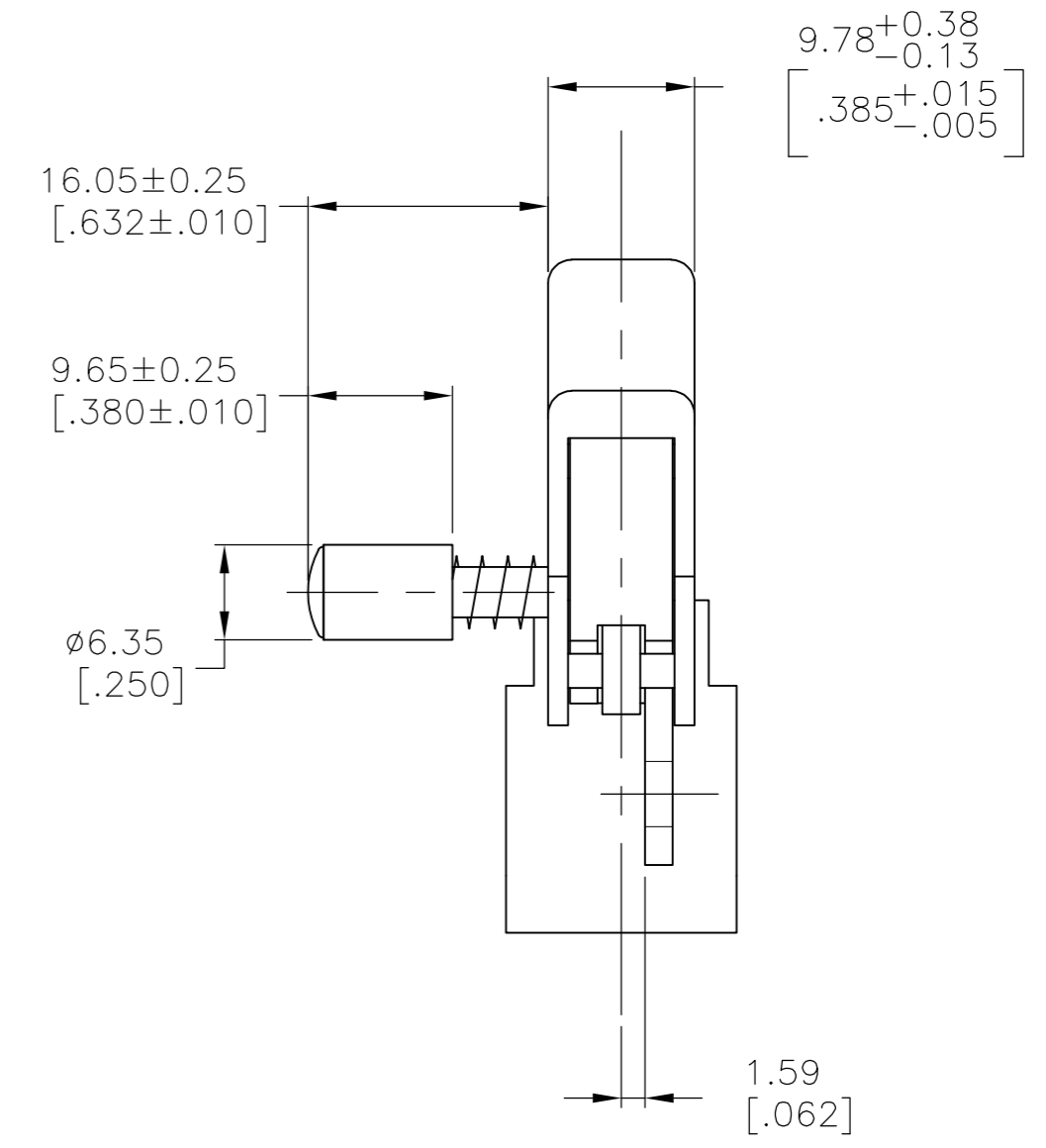
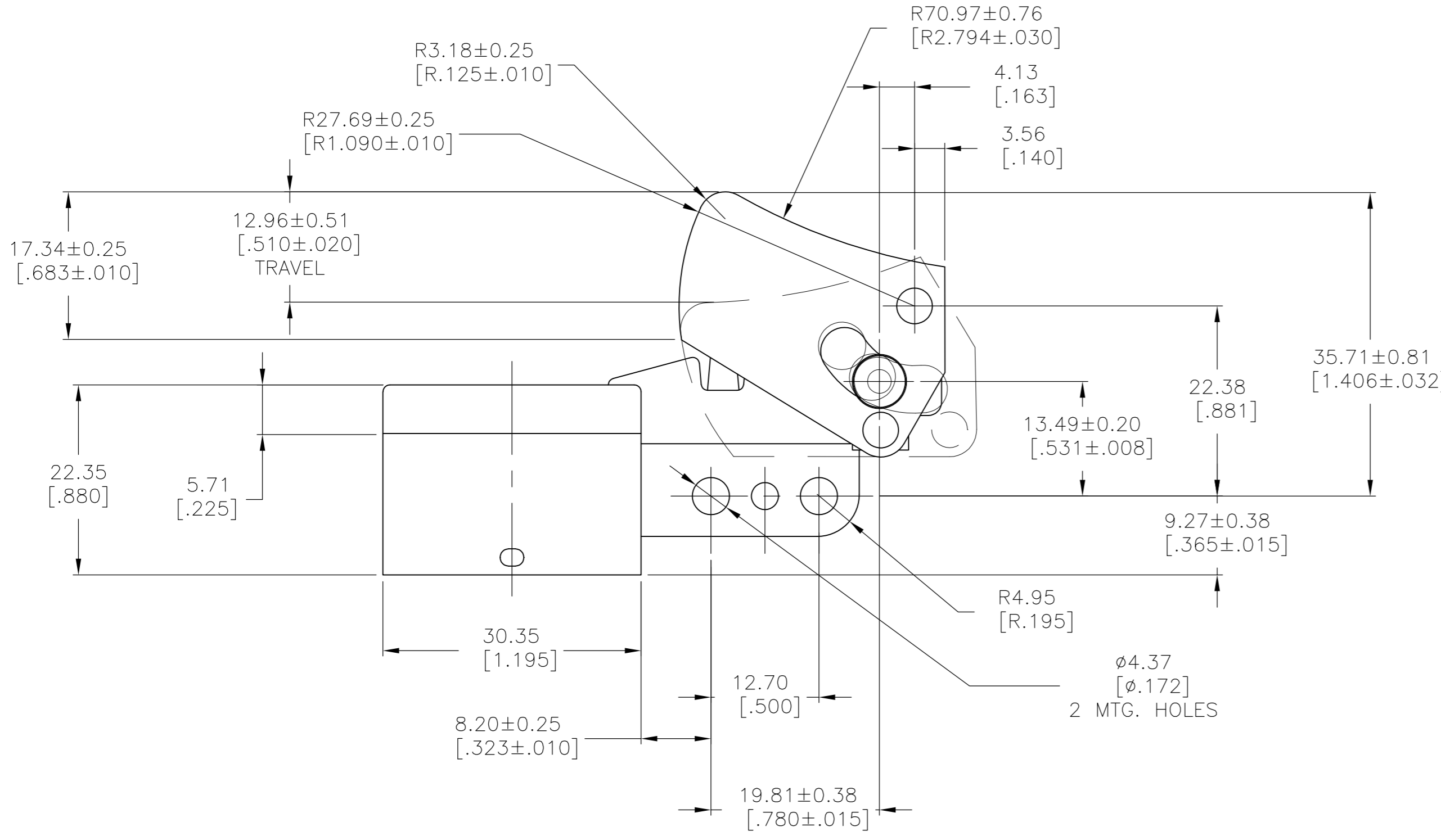


TE SWITCH NO.	ARAB SWITCH NO.	TRIGGER COLOR	RATING	91-541
8-1520166-8	8907K571	YELLOW	10A/125VAC	
3-1520166-8	8907K611	ORANGE	5A/250VAC	
3-1520166-6	8907K608	YELLOW	5A/250VAC	
3-1520166-4	8907K606	RED	5A/250VAC	

THIS DRAWING IS A CONTROLLED DOCUMENT.		DWN A. HUPRICH 07JUN95	Tyco Electronics Corporation Harrisburg, Pa 17105-3608	
DIMENSIONS: mm [INCHES]		CHK W. LeonarD 08JUN95	NAME 8907 SERIES - OVERHANGING SWITCH DPST WITH EXTERNAL S.C., MUSTACHE SPRING CONSTRUCTION	
TOLERANCES UNLESS OTHERWISE SPECIFIED: 0 PLC ± - 1 PLC ± - 2 PLC ± - 3 PLC ± .13 [.005] 4 PLC ± - ANGLES ± 1°		APVD T. McNULTY 08JUN95	PRODUCT SPEC	RESTRICTED TO
MATERIAL		APPLICATION SPEC	WEIGHT	SIZE A2
FINISH		WEIGHT	CAGE CODE 00779	DRAWING NO. 1520166
		CUSTOMER DRAWING	SCALE 1:1	SHEET 20 OF 32
			REV AE1	

THIS DRAWING IS UNPUBLISHED. RELEASED FOR PUBLICATION  
 © COPYRIGHT BY TYCO ELECTRONICS CORPORATION. ALL RIGHTS RESERVED.

LOC	DIST	REVISIONS					
AD	00	P	LTR	DESCRIPTION	DATE	DWN	APVD
				SEE SHEET 1			



1. PUSH-IN TERMINAL OPENINGS TO RECEIVE #18 OR #20 GA. STRANDED TINNED LEADS. WIRE STRIPPED LENGTH TO BE 6.35-10.16 [.250 - .400].

TE NO.	ARAB NO.	RATING	DESCRIPTION	LOCK BUTTON COLOR	TRIGGER COLOR
3-1520166-5	8907K607	4.5A 250 VAC	DPST, DISCRETE COMPONENT CONSTRUCTION	N/A	GRAY
3-1520166-7	8907K609	3A 250 VAC	SPST WITH BUSSING, DISCRETE COMPONENT CONSTRUCTION	RED	RED
7-1520166-6	8907K588	4.5A 250 VAC	DPST, DISCRETE COMPONENT CONSTRUCTION	N/A	GRAY

OBSOLETE

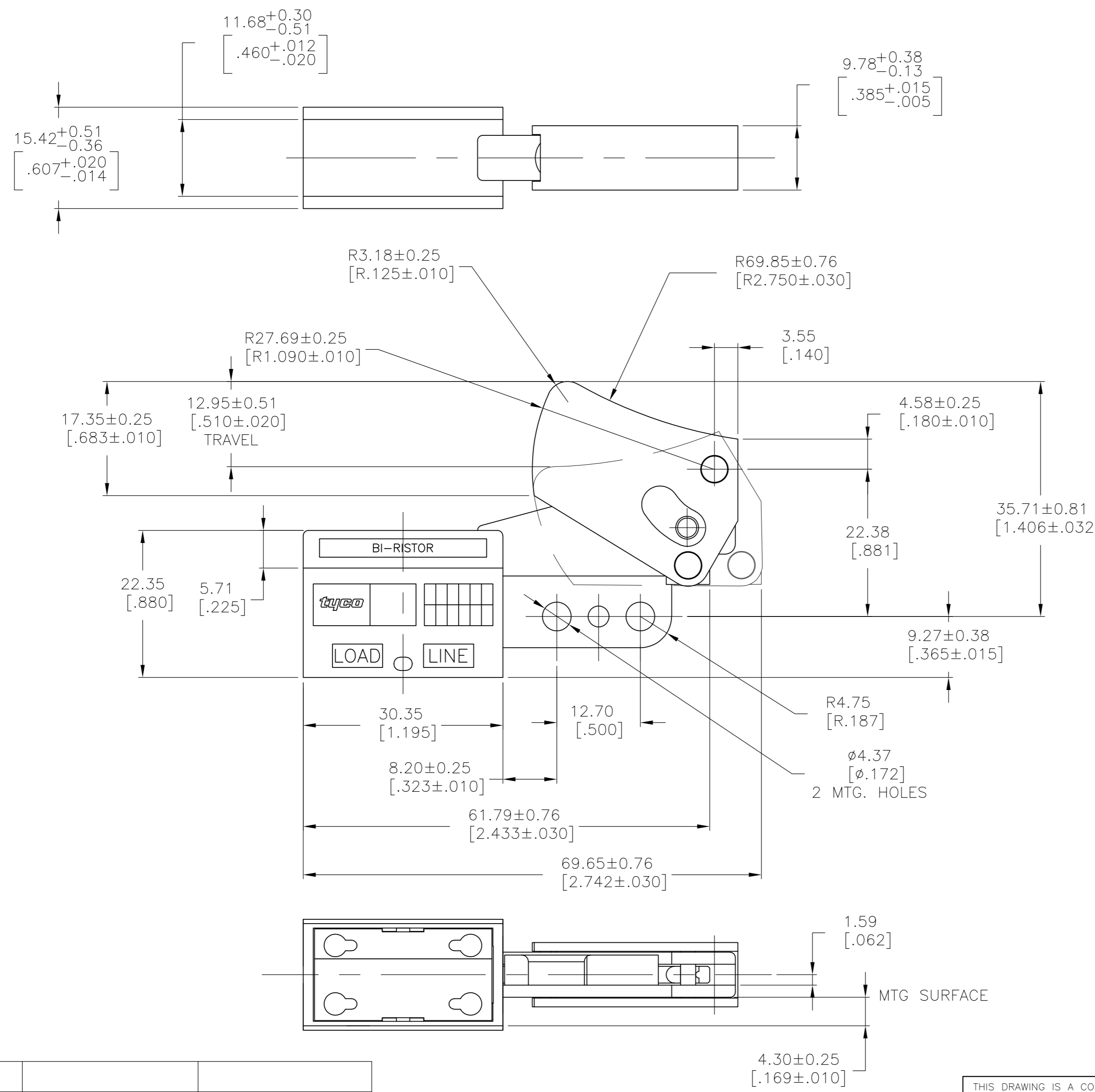
THIS DRAWING IS A CONTROLLED DOCUMENT.		DWN T. CHRISTENSEN 07MAR02	Tyco Electronics Corporation Harrisburg, Pa 17105-3608	
DIMENSIONS: mm [INCHES]		CHK W. HANSON 07MAR02	NAME B. BURGESS 07MAR02	
TOLERANCES UNLESS OTHERWISE SPECIFIED: 0 PLC ± - 1 PLC ± - 2 PLC ± - 3 PLC ± .13[.005] 4 PLC ± - ANGLES ± 1°		APVD B. BURGESS 07MAR02	PRODUCT SPEC APPLICATION SPEC	
MATERIAL -		FINISH -	WEIGHT -	SCALE 2:1
		CUSTOMER DRAWING		SHEET 21 OF 32
		8907 SERIES - OVERHANGING SWITCH WITH QUICK CONNECT INTERNAL HEAT SINK DISCRETE COMPONENT CONSTRUCTION		RESTRICTED TO -
		A2 00779 C=1520166		REV AE1

1520166

91-716

THIS DRAWING IS UNPUBLISHED. RELEASED FOR PUBLICATION  
 © COPYRIGHT BY TYCO ELECTRONICS CORPORATION. ALL RIGHTS RESERVED.

LOC		DIST		REVISIONS			
P	LTR	DESCRIPTION	DATE	DWN	APVD		
AD	00	SEE SHEET 1					

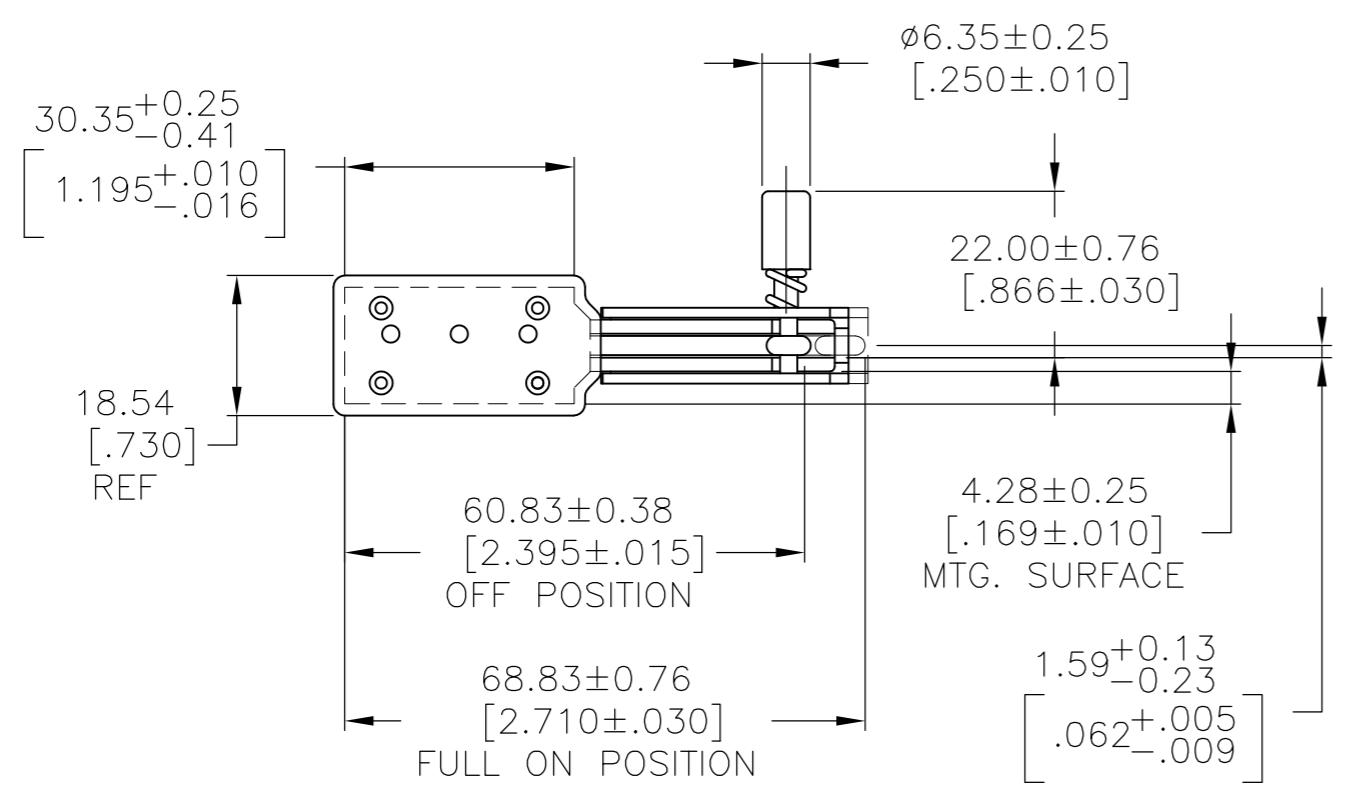
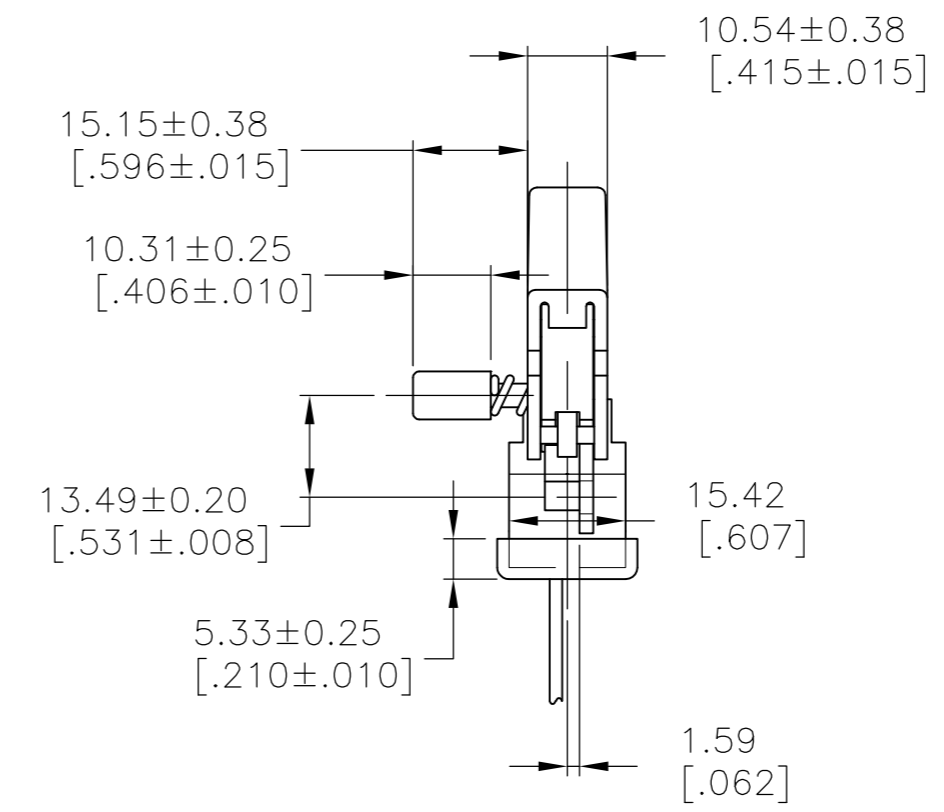
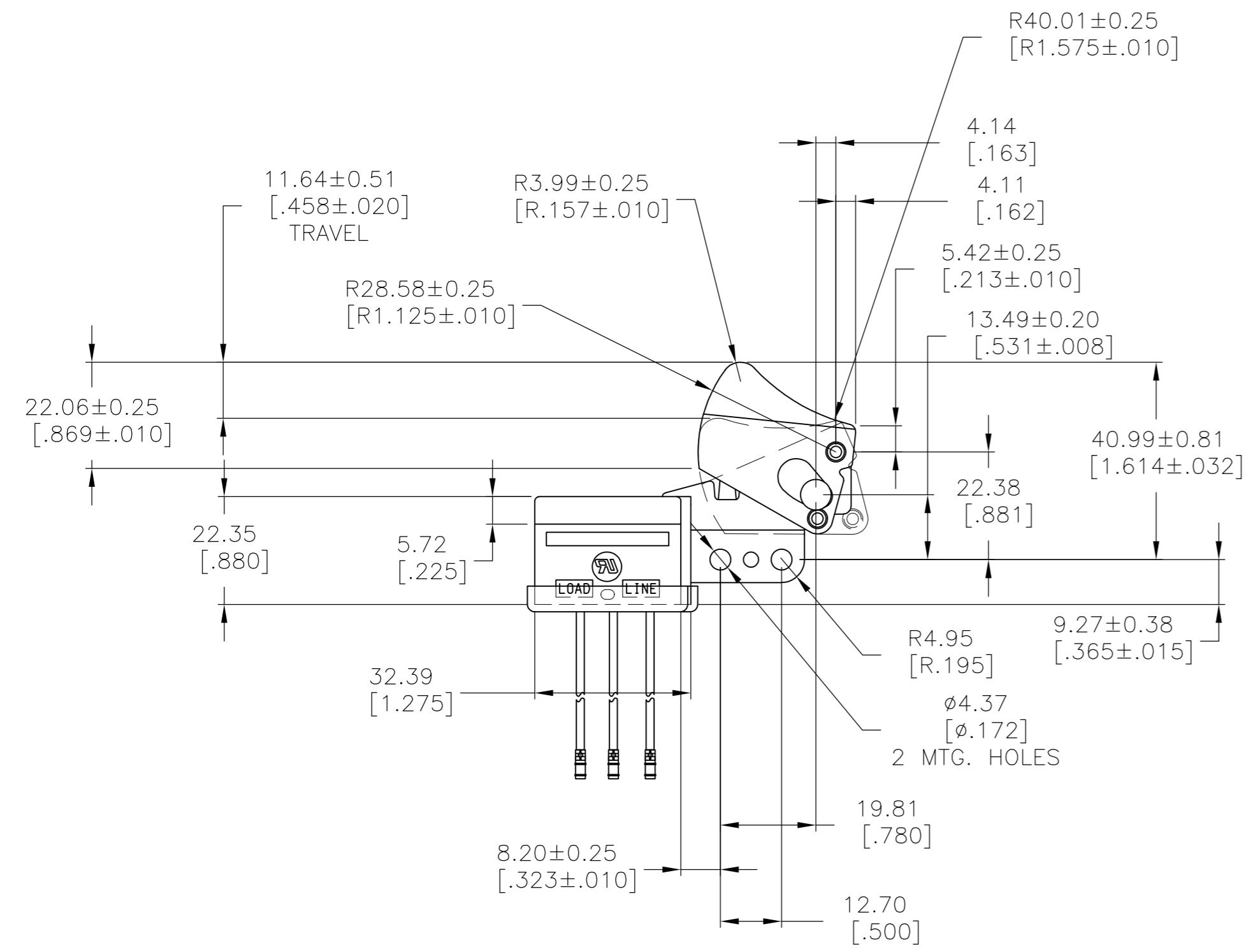


2-1520166-4	8907K492	BLACK
TE SWITCH NO.	ARAB SWITCH NO.	TRIGGER COLOR

THIS DRAWING IS A CONTROLLED DOCUMENT.		DWN W. LeonarD	07MAR02	Tyco Electronics Corporation Harrisburg, Pa 17105-3608	
DIMENSIONS: mm [INCHES]		CHK -	APVD -	NAME 8907 SERIES - OVERHANGING SWITCH 6A 125 VAC / 3A 250 VAC DPST ON-OFF Z-SPRING CONSTRUCTION	
TOLERANCES UNLESS OTHERWISE SPECIFIED: 0 PLC ± - 1 PLC ± - 2 PLC ± - 3 PLC ± .13[.005] 4 PLC ± - ANGLES ± 1°		PRODUCT SPEC -	APPLICATION SPEC -	SIZE A2	CAGE CODE 00779
MATERIAL -		FINISH -	WEIGHT -	DRAWING NO. 1520166	RESTRICTED TO -
CUSTOMER DRAWING			SCALE 2:1	SHEET 22 OF 32	REV AE1

THIS DRAWING IS UNPUBLISHED. RELEASED FOR PUBLICATION  
 © COPYRIGHT BY TYCO ELECTRONICS CORPORATION. ALL RIGHTS RESERVED.

LOC		DIST		REVISIONS			
P	LTR	DESCRIPTION	DATE	DWN	APVD		
AD	00	SEE SHEET 1	-	-	-		



1. PUSH-IN TERMINAL OPENINGS TO RECEIVE # 18 GA OR #20 GA STRANDED TINNED LEADS. WIRE STRIP LENGTH 6.35 - 10.16[.250 - .400] . (PULL OUT FORCE MUST BE 5 LBS MIN.)
2. PRETRAVEL TO BE 3.81[.150] MAX.
3. INITIAL OPERATING FORCE (MEASURED AT 1.27[.050] DEFLECTION) IS 1.60 LBS±0.5 LBS.
4. HOLD ON FORCE (MEASURED AT 10.16[.400] TRIGGER DEFLECTION) IS 5.10 LBS±1.0 LBS.
5. TOTAL TRAVEL TO BE 10.41[.410] MIN.
6. FORCE TO ENGAGE LOCK PIN MUST BE 3.8 LBS MIN.

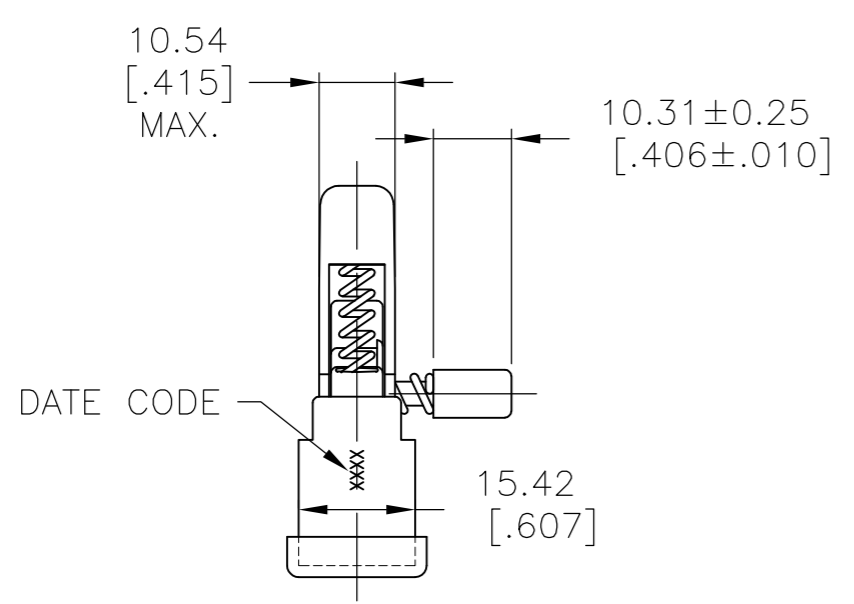
4-1520166-3	8907K429	BLACK	BLACK
TE SWITCH NO.	ARAB SWITCH NO.	LOCK BUTTON COLOR	TRIGGER COLOR

THIS DRAWING IS A CONTROLLED DOCUMENT.		DWN W. Leonard	12JUN01	Tyco Electronics Corporation Harrisburg, Pa 17105-3608	
DIMENSIONS: mm [INCHES]		CHK -	APVD -	NAME 8907 SERIES-DUST RESISTANT OVERHANGING SWITCH 8A 125 VAC DPST WITH 3 POTENTIOMETER LEADS, Z-SPRING CONSTRUCTION	
TOLERANCES UNLESS OTHERWISE SPECIFIED: 0 PLC ± - 1 PLC ± - 2 PLC ± - 3 PLC ± .13[.005] 4 PLC ± - ANGLES ± -		PRODUCT SPEC -	APPLICATION SPEC -	SIZE A2	CAGE CODE 00779
MATERIAL -		FINISH -	WEIGHT -	DRAWING NO 1520166	RESTRICTED TO -
CUSTOMER DRAWING			SCALE 1:1	SHEET 23 OF 32	REV AE1

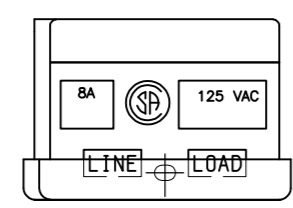
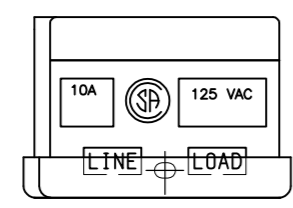
1520166

THIS DRAWING IS UNPUBLISHED. RELEASED FOR PUBLICATION  
 © COPYRIGHT BY TYCO ELECTRONICS CORPORATION. ALL RIGHTS RESERVED.

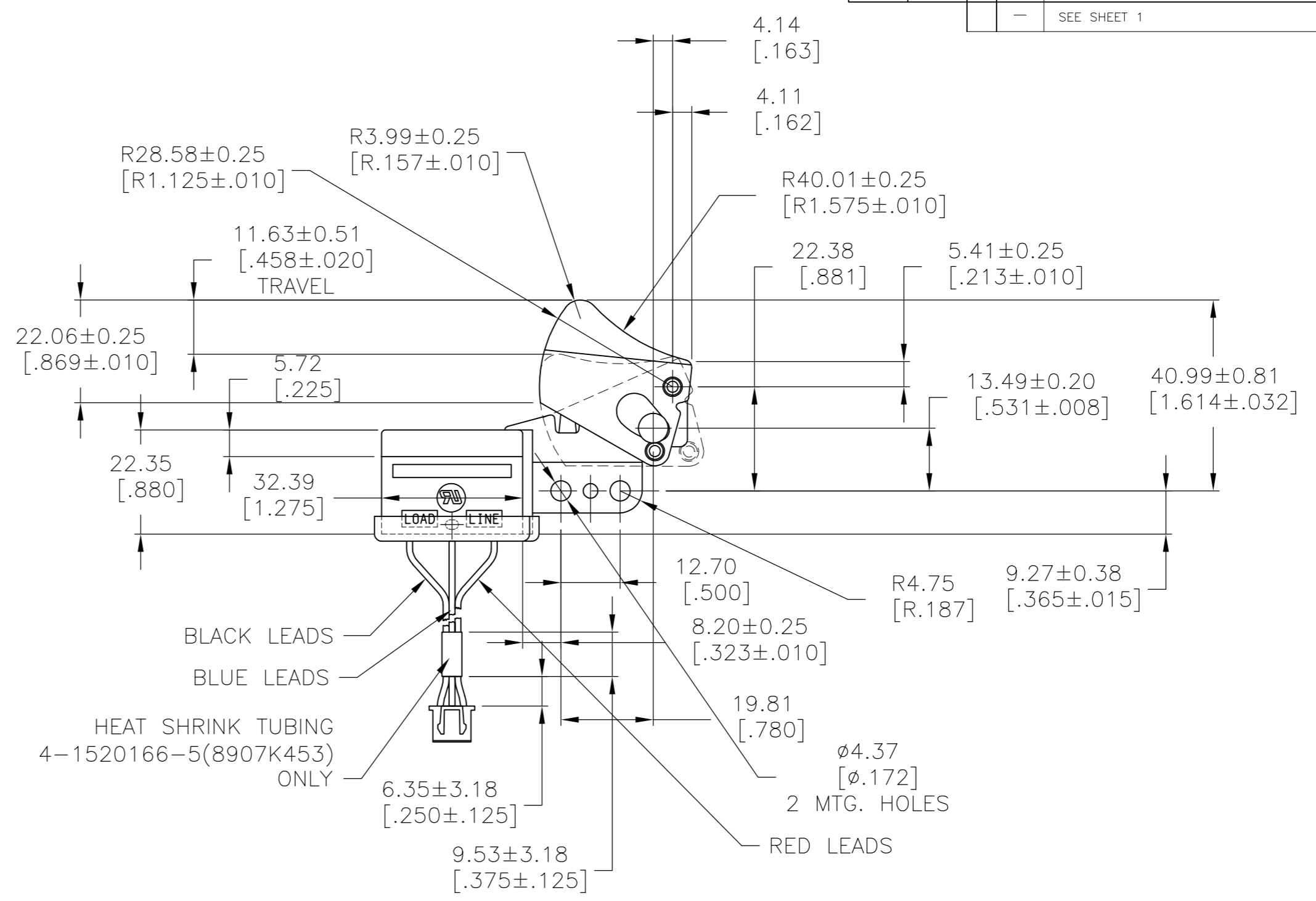
LOC	DIST	REVISIONS					
AD	00	P	LTR	DESCRIPTION	DATE	DWN	APVD
		-	-	SEE SHEET 1	-	-	-



TYCO SWITCH NO. 4-1520166-4  
(ARAB PLANT NO. 8907K452)



TYCO SWITCH NO. 4-1520166-5  
(ARAB PLANT NO. 8907K453)



1. PUSH-IN TERMINAL OPENINGS TO RECEIVE #18 GA OR #20 GA STRANDED TINNED LEADS. WIRE STRIP LENGTH 6.35-10.16[.250 - .400].

TE NO.	ARAB NO.	RATING	LOCK BUTTON COLOR	TRIGGER COLOR
4-1520166-4	8907K452	10A 125 VAC	BLACK	BLACK
4-1520166-5	8907K453	8A 125 VAC	BLACK	BLACK

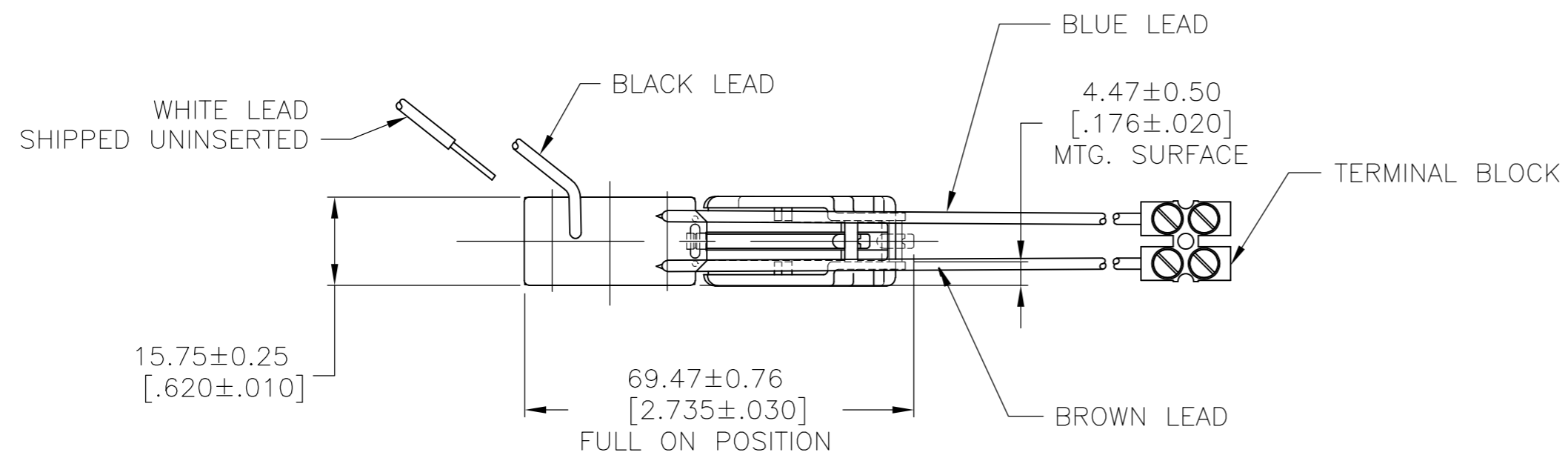
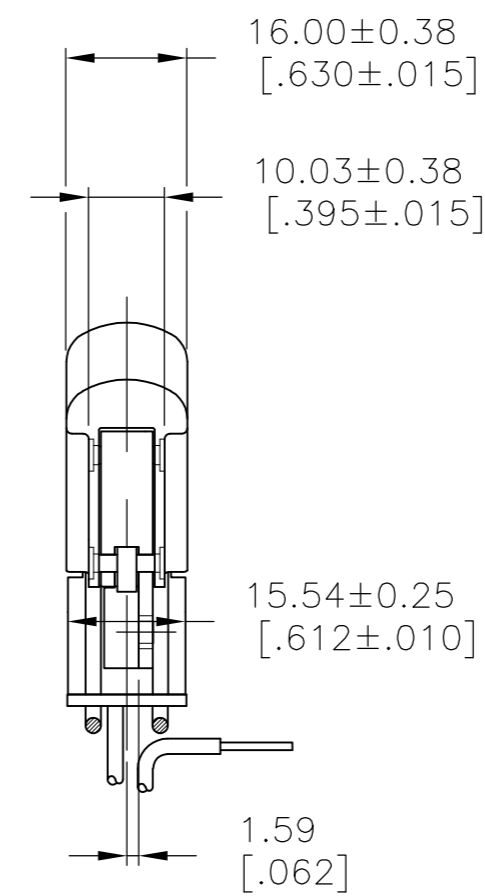
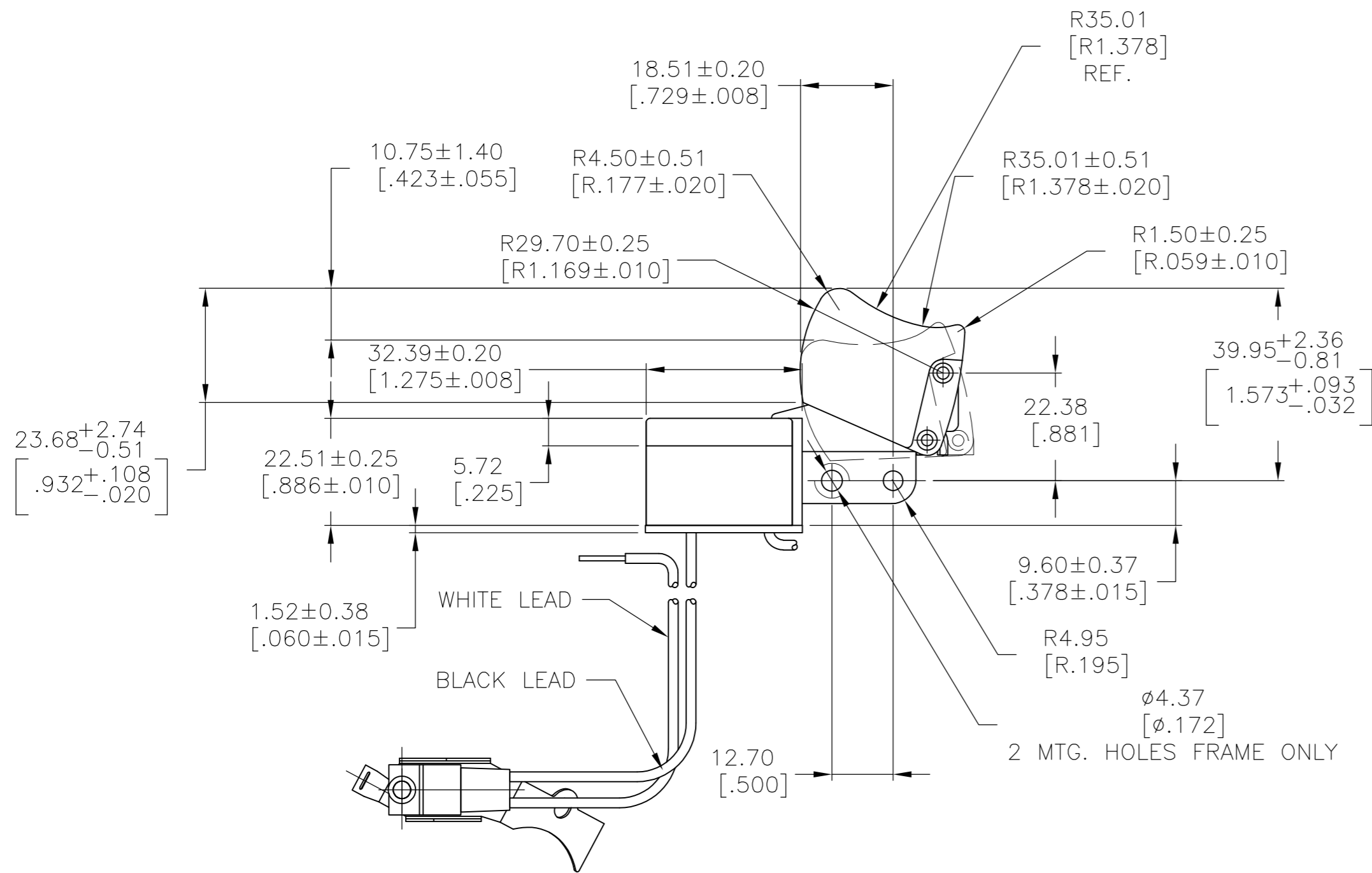
THIS DRAWING IS A CONTROLLED DOCUMENT.		DWN W. LeonarD	12JUN01	Tyco Electronics Corporation Harrisburg, Pa 17105-3608	
DIMENSIONS: mm [INCHES]		CHK -	APVD -	NAME 8907 SERIES-DUST RESISTANT OVERHANGING SWITCH DPST WITH 3 LEAD POTENTIOMETER CONNECTOR Z-SPRING CONSTRUCTION	
TOLERANCES UNLESS OTHERWISE SPECIFIED: 0 PLC ± - 1 PLC ± - 2 PLC ± - 3 PLC ± .13[.005] 4 PLC ± - ANGLES ± -		PRODUCT SPEC -	APPLICATION SPEC -	SIZE A2	CAGE CODE 00779
MATERIAL -	FINISH -	WEIGHT -	SCALE 1:1	DRAWING NO. C=1520166	RESTRICTED TO -
CUSTOMER DRAWING			SHEET 24 OF 32	REV AE1	





THIS DRAWING IS UNPUBLISHED. RELEASED FOR PUBLICATION  
 © COPYRIGHT BY TYCO ELECTRONICS CORPORATION. ALL RIGHTS RESERVED.

LOC	DIST	REVISIONS					
AD	00	P	LTR	DESCRIPTION	DATE	DWN	APVD
		-	-	SEE SHEET 1	-	-	-



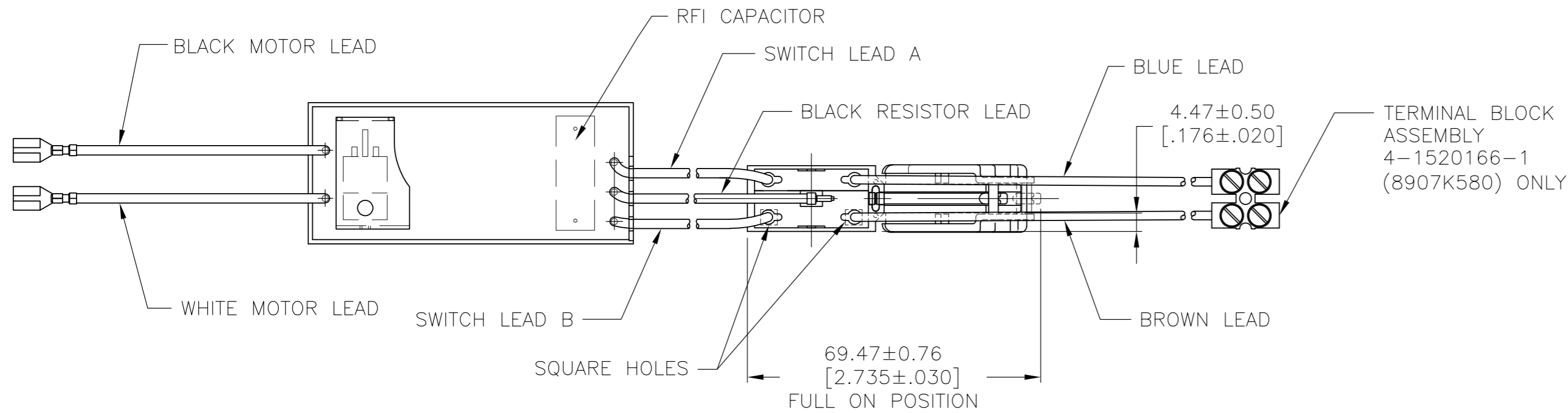
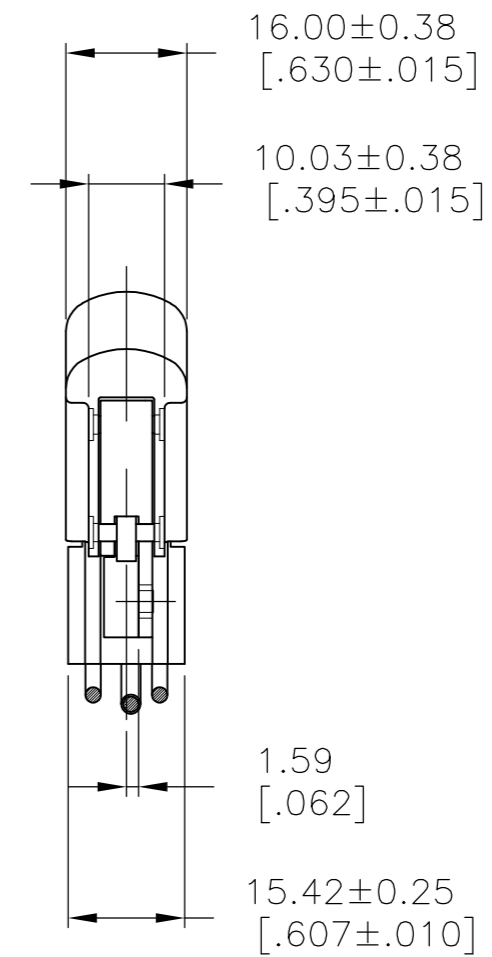
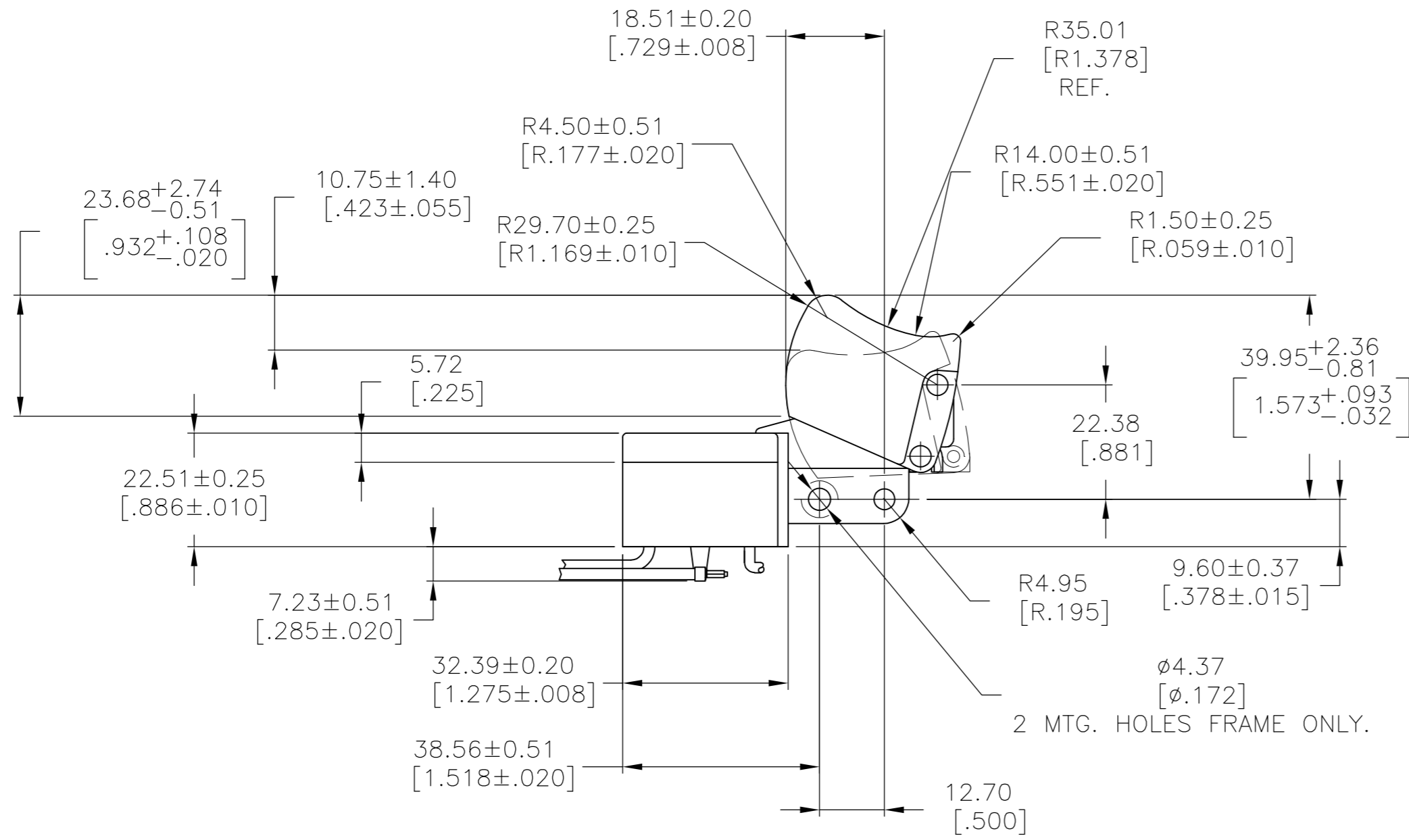
1. PUSH-IN TERMINAL OPENINGS TO RECEIVE # 18 GA OR #20 GA STRANDED TIN DIPPED WIRE. WIRE STRIP LENGTH 6.35 - 10.16 [.250 - .400]. (PULL OUT FORCE MUST BE 5 LBS MIN.)

4-1520166-0	8907K579	BLACK
TE SWITCH NO.	ARAB SWITCH NO.	TRIGGER COLOR

THIS DRAWING IS A CONTROLLED DOCUMENT.		DWN W. Leonard	08MAR02	Tyco Electronics Corporation Harrisburg, Pa 17105-3608	
DIMENSIONS: mm [INCHES]		CHK -	APVD -	NAME 8907 SERIES-DUST RESISTANT OVERHANGING SWITCH 5A 250 V DPST WITH EXTERNAL ELECTRONICS Z-SPRING CONSTRUCTION	
TOLERANCES UNLESS OTHERWISE SPECIFIED: 0 PLC ± - 1 PLC ± - 2 PLC ± - 3 PLC ± .13 [.005] 4 PLC ± - ANGLES ± 1°		PRODUCT SPEC -	APPLICATION SPEC -	SIZE A2	CAGE CODE 00779
MATERIAL -		FINISH -	WEIGHT -	DRAWING NO C=1520166	RESTRICTED TO -
CUSTOMER DRAWING			SCALE 1:1	SHEET 26 OF 32	REV AE1

THIS DRAWING IS UNPUBLISHED. RELEASED FOR PUBLICATION  
 © COPYRIGHT BY TYCO ELECTRONICS CORPORATION. ALL RIGHTS RESERVED.

LOC		DIST		REVISIONS				
P	LTR	DESCRIPTION	DATE	DWN	APVD			
AD	00	SEE SHEET 1						



1. PUSH-IN TERMINAL OPENINGS TO RECEIVE # 18 GA OR #20 GA STRANDED TIN DIPPED WIRE. WIRE STRIP LENGTH 6.35 - 10.16 [.250 - .400] . (PULL OUT FORCE MUST BE 5 LBS MIN.)
2. SEE 91-782 ON CUSTOMER DWG C-1520166 SHT19 FOR DIMENSIONS OF EXTERNAL SPEED CONTROL MODULE.

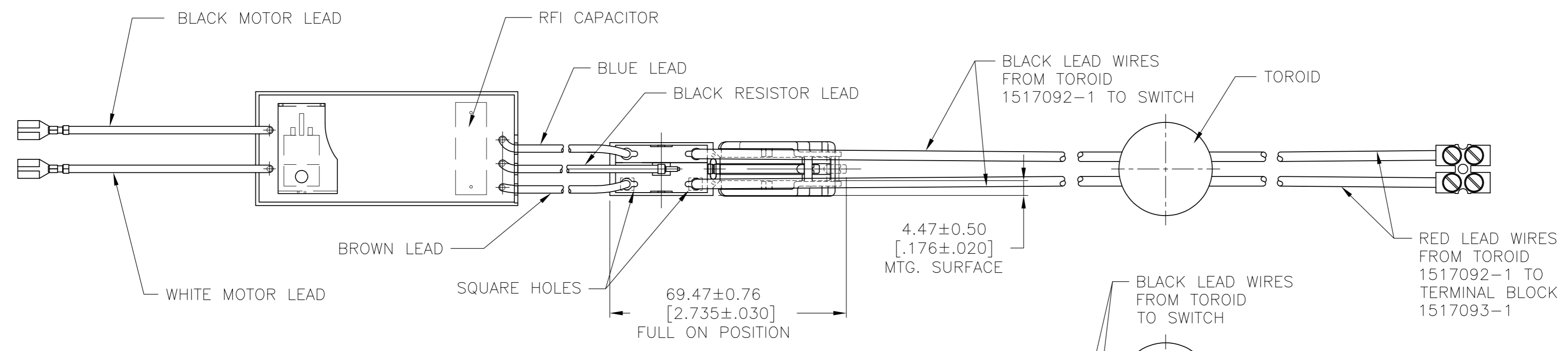
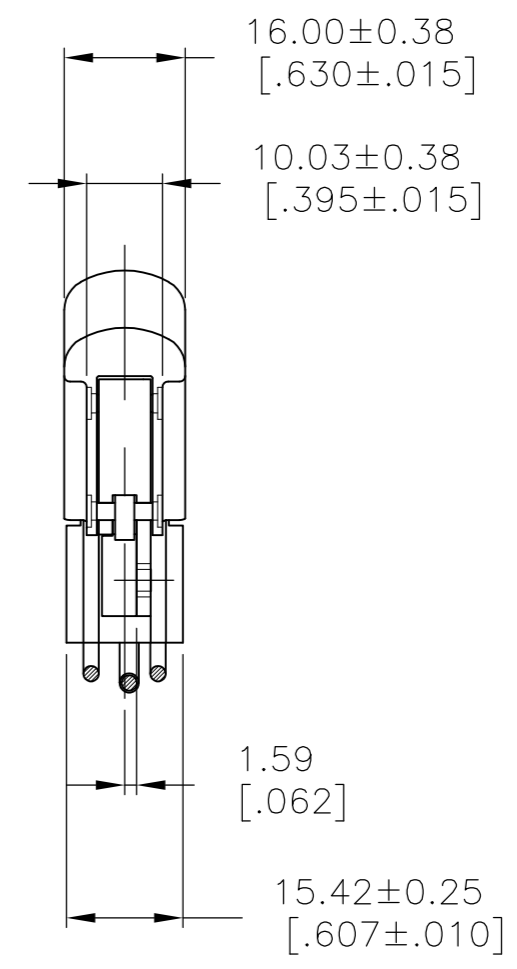
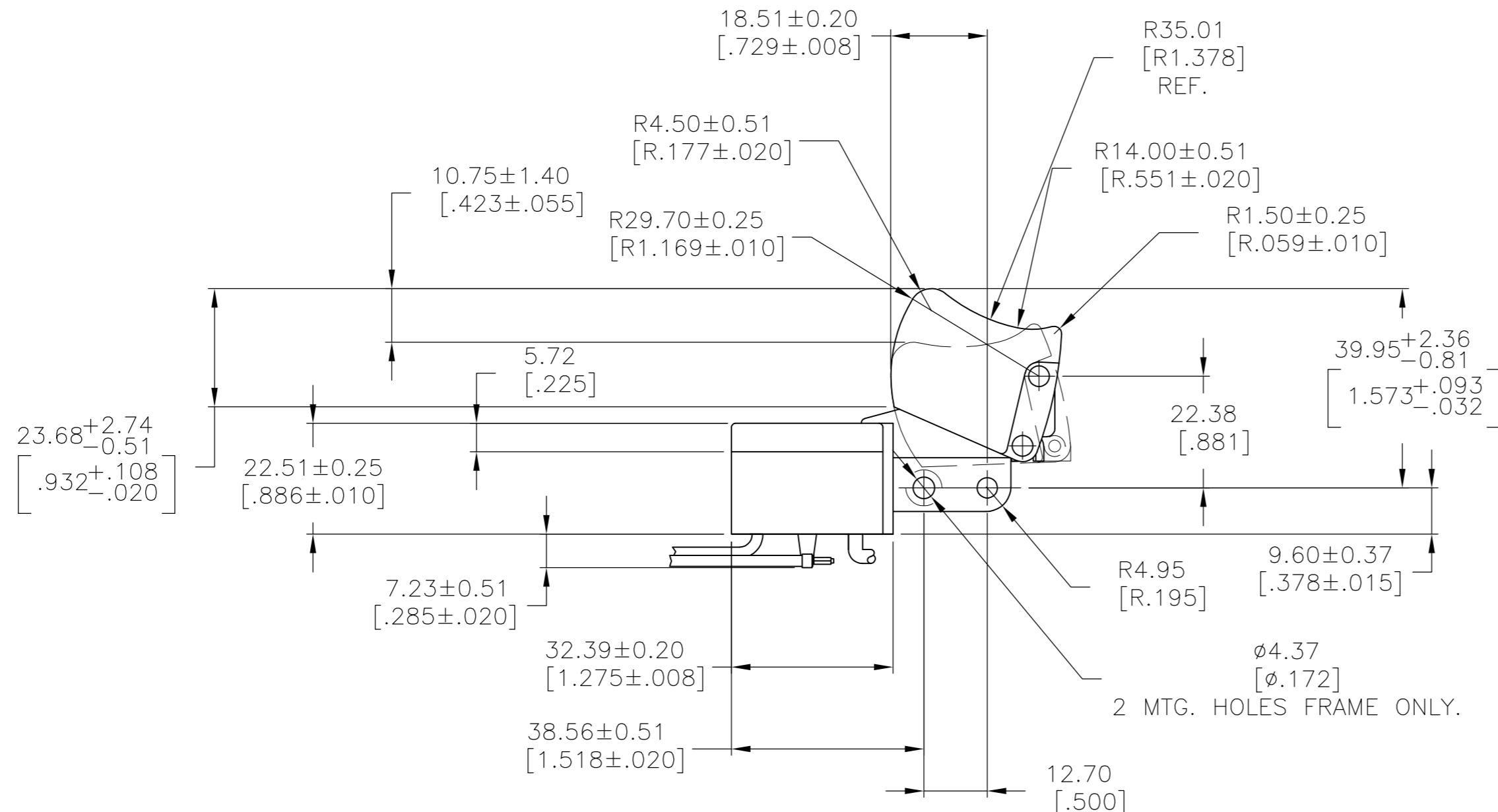
6-1520166-3	8907K556	BLACK	BLUE	BROWN
4-1520166-1	8907K580	BLACK	BLUE	BROWN
TE SWITCH NO.	ARAB SWITCH NO.	TRIGGER COLOR	LEAD A	LEAD B

THIS DRAWING IS A CONTROLLED DOCUMENT.		DWN W. LeonarD	12JUL01	Tyco Electronics Corporation Harrisburg, Pa 17105-3608	
DIMENSIONS: mm [INCHES]		CHK ---	APVD ---	NAME 8907 SERIES-DUST RESISTANT OVERHANGING SWITCH 5A 250 VAC W / EXTERNAL MODULE & TERMINAL BLOCK, Z-SPRING CONSTRUCTION	
TOLERANCES UNLESS OTHERWISE SPECIFIED: 0 PLC ± - 1 PLC ± - 2 PLC ± - 3 PLC ± .13[.005] 4 PLC ± - ANGLES ± 1°		PRODUCT SPEC ---		APPLICATION SPEC ---	
MATERIAL -	FINISH -	WEIGHT -	SCALE 1:1	SHEET 27 of 32	REV AE1
CUSTOMER DRAWING			SIZE A2	CAGE CODE 00779	DRAWING NO C=1520166

1520166

THIS DRAWING IS UNPUBLISHED. RELEASED FOR PUBLICATION  
 © COPYRIGHT BY TYCO ELECTRONICS CORPORATION. ALL RIGHTS RESERVED.

LOC	DIST	REVISIONS			
P	LTR	DESCRIPTION	DATE	DWN	APVD
AD	00	SEE SHEET 1	-	-	-



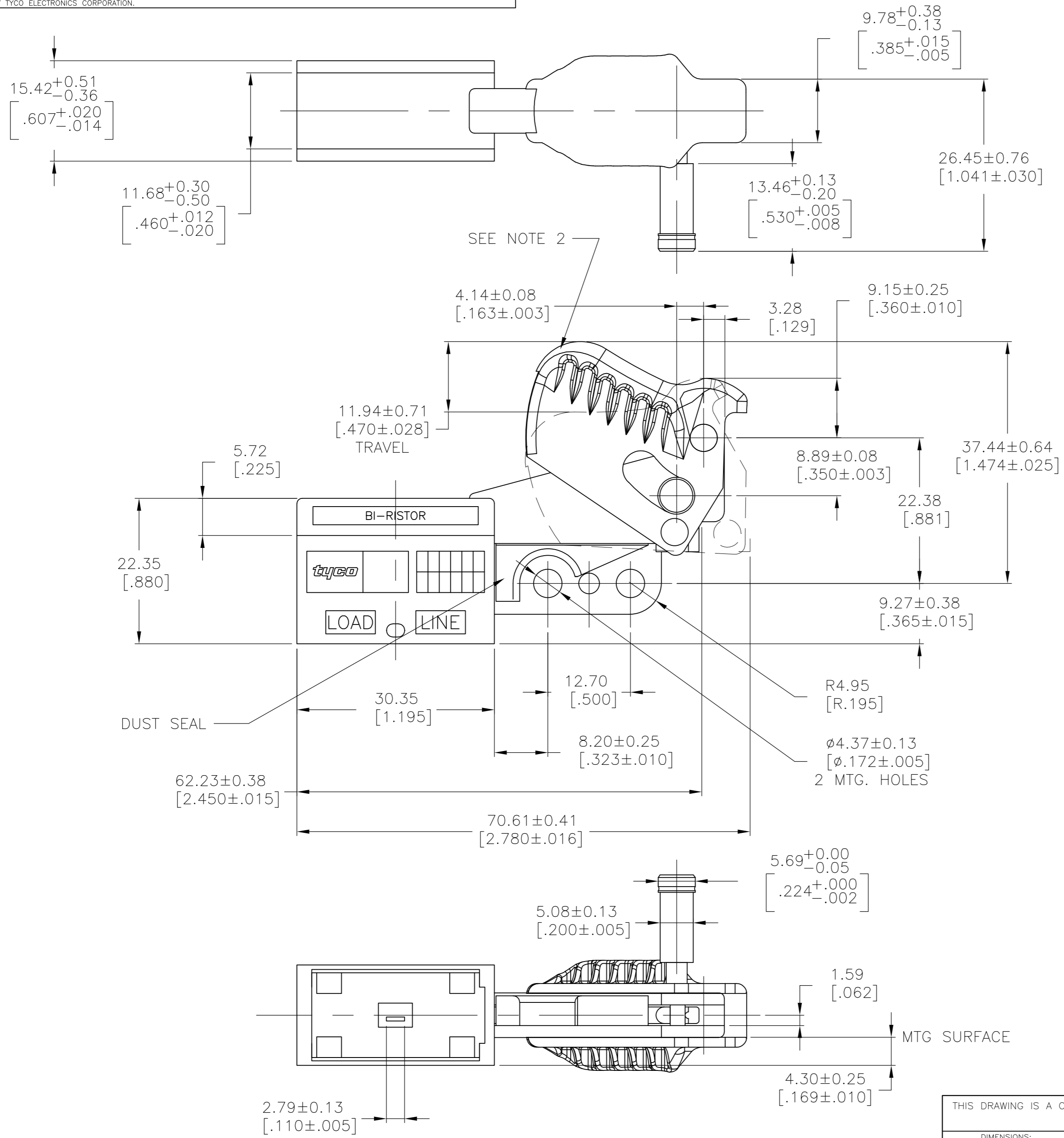
- PUSH-IN TERMINAL OPENINGS TO RECEIVE # 18 GA OR #20 GA STRANDED TIN DIPPED WIRE. WIRE STRIP LENGTH 6.35 - 10.16 [.250 - .400]. (PULL OUT FORCE MUST BE 5 LBS MIN.)
- SEE 91-782 ON CUSTOMER DWG C-1520166 SHT19 FOR DIMENSIONS OF EXTERNAL SPEED CONTROL MODULE.

ALTERNATE CONSTRUCTION

THIS DRAWING IS A CONTROLLED DOCUMENT.		DWN W. LeonarD	12JUL01	Tyco Electronics Corporation Harrisburg, Pa 17105-3608	
DIMENSIONS: mm [INCHES]		CHK -	APVD -	NAME 8907 SERIES-DUST RESISTANT OVERHANGING SWITCH 5A 250 VAC W / EXTERNAL MODULE & TERMINAL BLOCK, Z-SPRING CONSTRUCTION	
TOLERANCES UNLESS OTHERWISE SPECIFIED: 0 PLC ± - 1 PLC ± - 2 PLC ± - 3 PLC ± .13 [.005] 4 PLC ± - ANGLES ± 1°		PRODUCT SPEC -		APPLICATION SPEC -	
MATERIAL -	FINISH -	WEIGHT -	SCALE 1:1	SHEET 28 of 32	RESTRICTED TO -
CUSTOMER DRAWING		A2 00779 C=1520166		REV AE1	

THIS DRAWING IS UNPUBLISHED. RELEASED FOR PUBLICATION  
 © COPYRIGHT BY TYCO ELECTRONICS CORPORATION. ALL RIGHTS RESERVED.

LOC	DIST	REVISIONS			
P	LTR	DESCRIPTION	DATE	DWN	APVD
AD	00	SEE SHEET 1	-	-	-



1. PUSH-IN TERMINAL OPENINGS TO RECEIVE #18 GA. OR #20 GA. STRANDED TIN DIPPED WIRE. WIRE STRIP LENGTH 6.35-10.16[.250 - .400].
2. NO SWITCH CONDUCTIVITY ALLOWED WHEN 8 LB MAX FORCE IS APPLIED TO TRIGGER IN DIRECTION SHOWN BY ARROW WHILE LOCK PIN IS DISENGAGED.

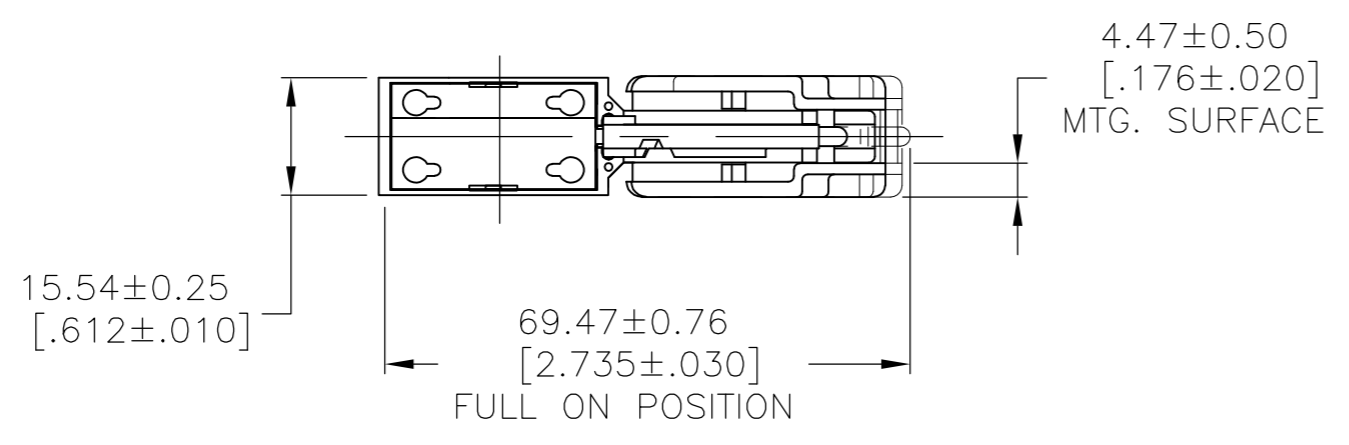
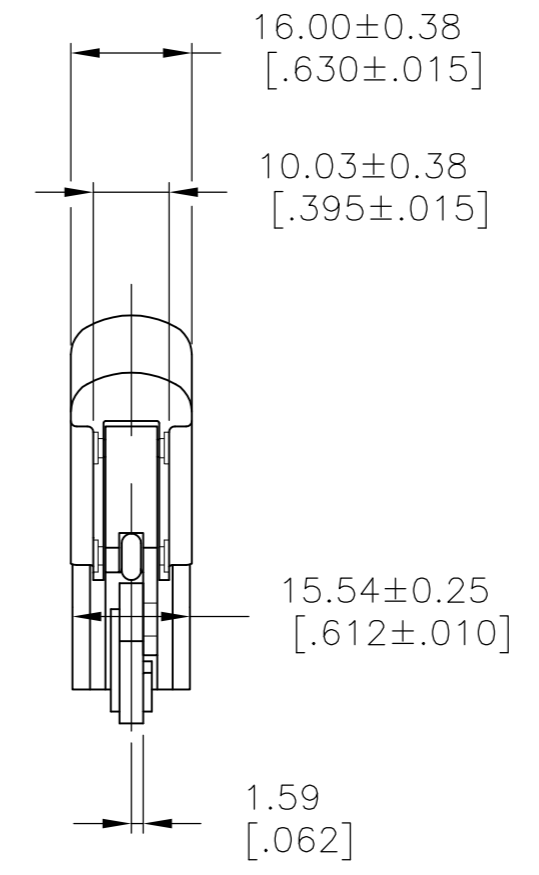
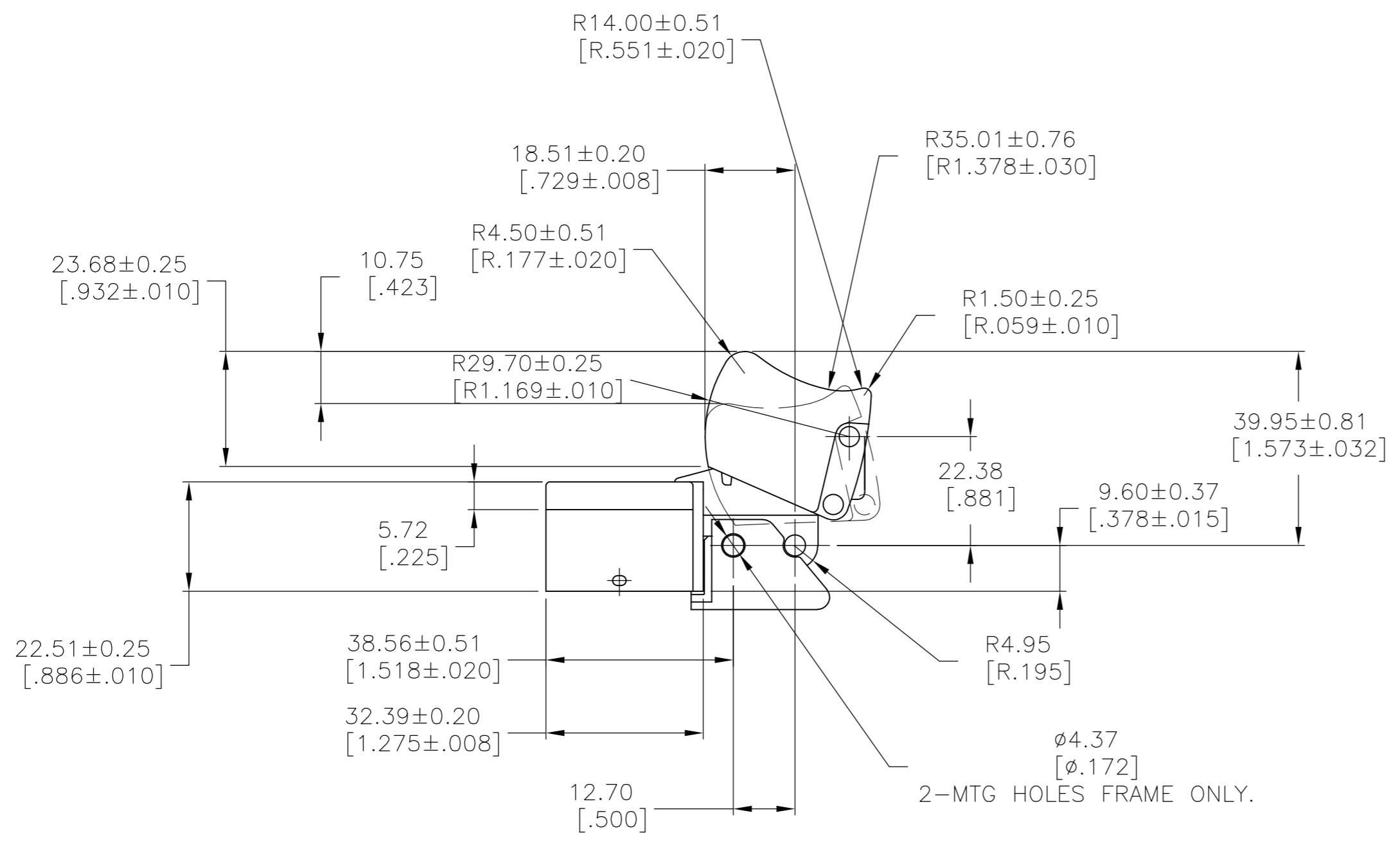
7-1520166-7	8907K589	BLACK	BLACK
5-1520166-4	8907K584	BLACK	BLACK
TE SWITCH NO.	ARAB SWITCH NO.	LOCK BUTTON COLOR	TRIGGER COLOR

SUPERSEDED BY 7-1520166-7

THIS DRAWING IS A CONTROLLED DOCUMENT.		DWN W. Leonard	20DEC01	Tyco Electronics Corporation Harrisburg, Pa 17105-3608
DIMENSIONS: mm [INCHES]		CHK J. HUGGINS	21DEC01	
TOLERANCES UNLESS OTHERWISE SPECIFIED:		APVD -	-	NAME 8907 SERIES - OVERHANGING SWITCH
0 PLC ± -		PRODUCT SPEC -	-	4.5A 250 VAC DPST WITH INTERNAL QUICK CONNECT HEAT SINK, DISCRETE COMPONENT CONSTRUCTION
1 PLC ± -		APPLICATION SPEC -	-	SIZE A2
2 PLC ± -		WEIGHT -	-	CAGE CODE 00779
3 PLC ± .13[.005]		CUSTOMER DRAWING	SCALE 2:1	DRAWING NO 1520166
4 PLC ± -		SCALE 2:1	SHEET 29 OF 32	RESTRICTED TO -
ANGLES ± 1°		REV AE1		
MATERIAL -	FINISH -			

THIS DRAWING IS UNPUBLISHED. RELEASED FOR PUBLICATION  
 © COPYRIGHT BY TYCO ELECTRONICS CORPORATION. ALL RIGHTS RESERVED.

LOC		DIST		REVISIONS			
P	LTR	DESCRIPTION	DATE	DWN	APVD		
AD	00	SEE SHEET 1					

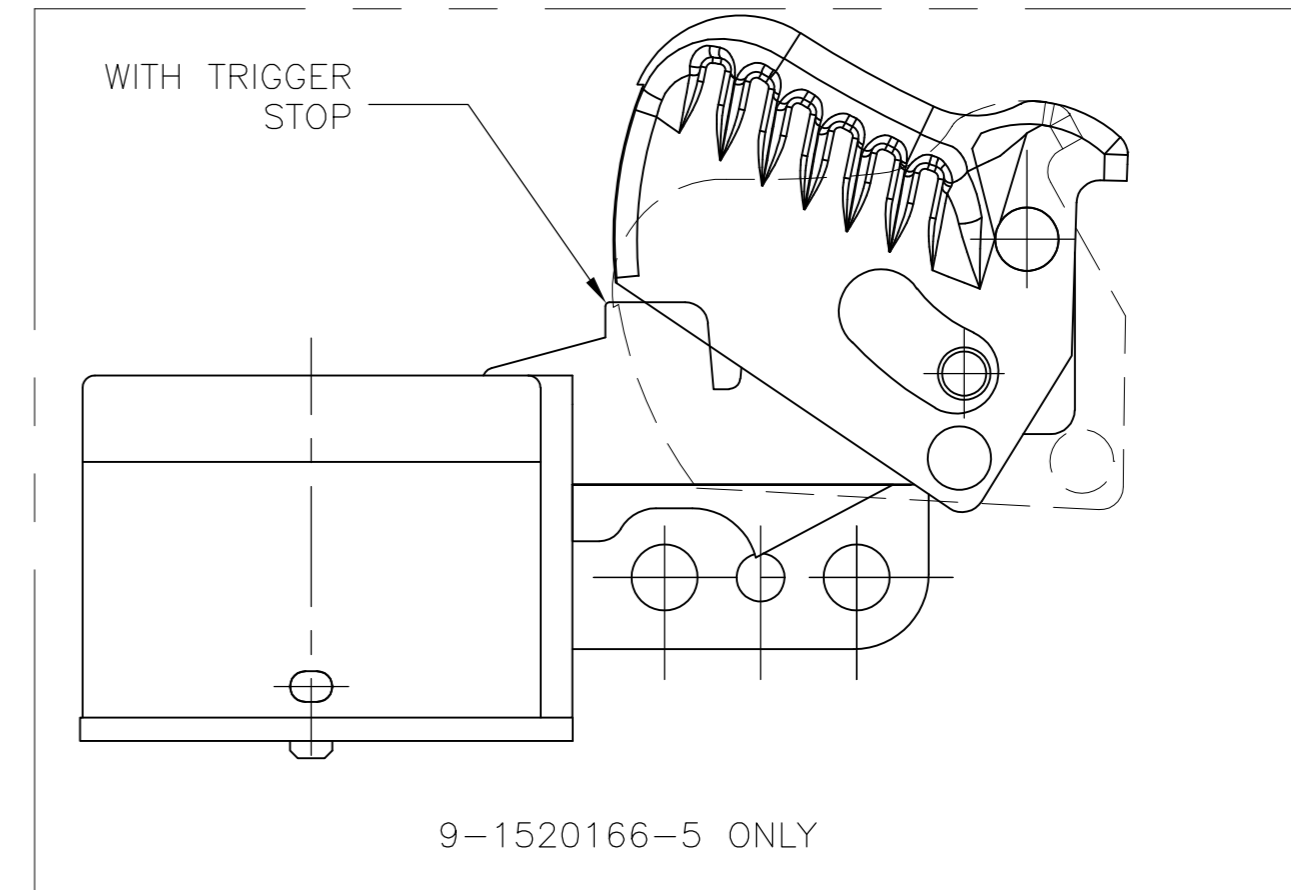
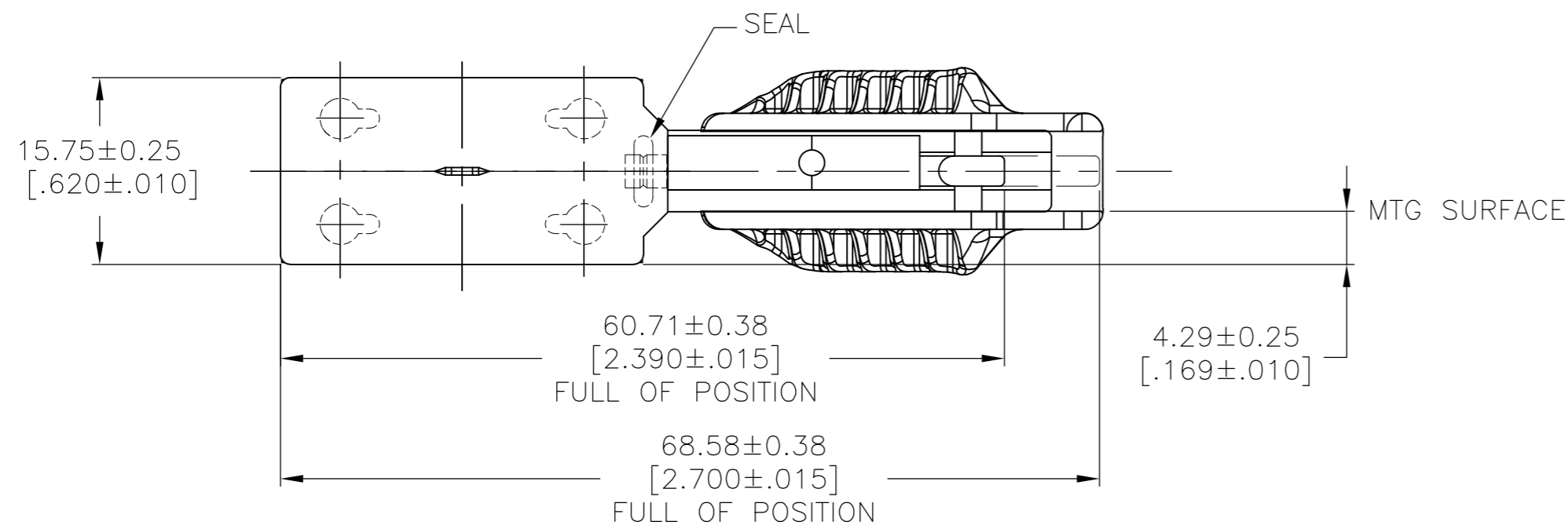
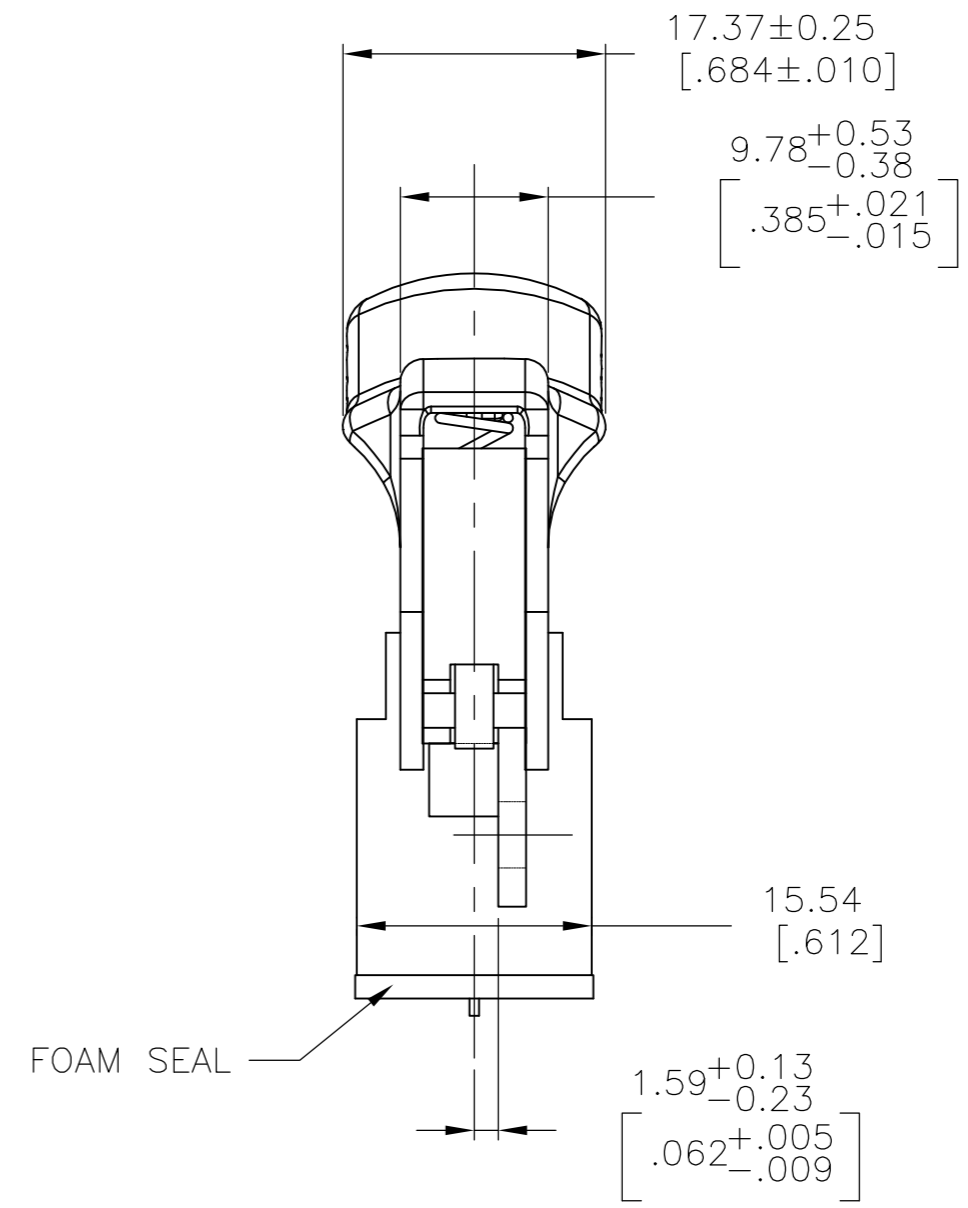
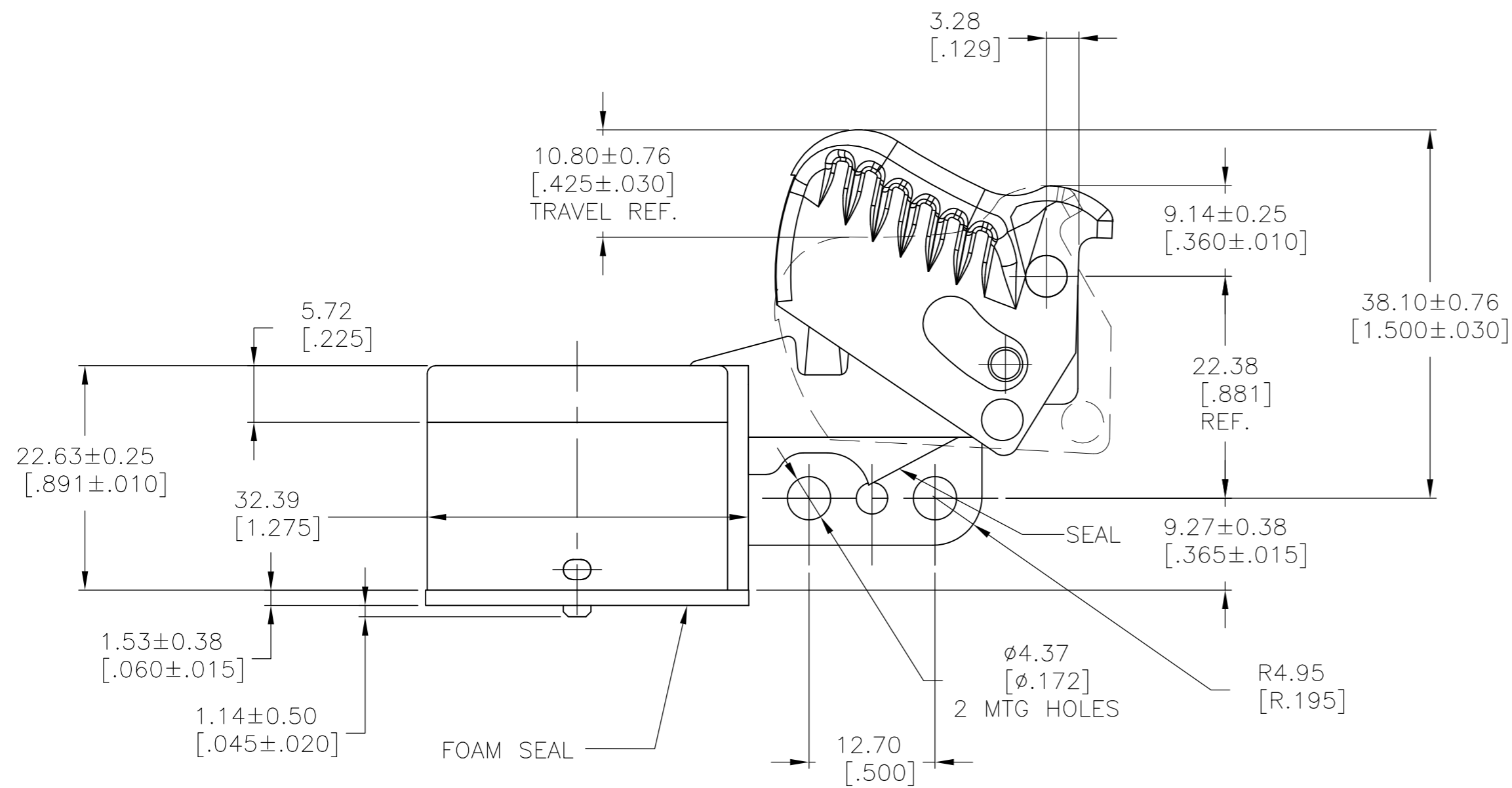


8-1520166-9	N/A	BLACK	12A/125VAC
7-1520166-3	8907K9	BLACK	11A/125VAC
TE SWITCH NO.	ARAB SWITCH NO.	TRIGGER COLOR	CURRENT RATING

THIS DRAWING IS A CONTROLLED DOCUMENT.		DWN W. Leonard	05APR02	Tyco Electronics Corporation Harrisburg, Pa 17105-3608	
DIMENSIONS: mm [INCHES]		CHK -	APVD W. HANSON	NAME 8907 SERIES-DUST RESISTANT OVERHANGING SWITCH 11A 125 VAC SPST WITH BUSSING AND 2ND HEAT SINK, Z-SPRING / D-PAK CONSTRUCTION	
TOLERANCES UNLESS OTHERWISE SPECIFIED:		PRODUCT SPEC		SIZE A2	
0 PLC ± -		APPLICATION SPEC		CAGE CODE 00779	
1 PLC ± -		WEIGHT		DRAWING NO 1520166	
2 PLC ± -		CUSTOMER DRAWING		RESTRICTED TO	
3 PLC ± .13[.005]		SCALE 1:1		SHEET 30 OF 32	
4 PLC ± -		SHEET		REV AE1	
ANGLES ± 1°		SCALE		REV	
FINISH		SHEET		REV	

THIS DRAWING IS UNPUBLISHED. RELEASED FOR PUBLICATION  
 © COPYRIGHT BY TYCO ELECTRONICS CORPORATION. ALL RIGHTS RESERVED.

LOC		DIST		REVISIONS			
P	LTR	DESCRIPTION	DATE	DWN	APVD		
AD	00	SEE SHEET 1	-	-	-	-	-



1. PUSH-IN TERMINAL OPENINGS TO RECEIVE #16 OR #18 GA. STRANDED TINNED LEADS. WIRE STRIPPED LENGTH TO BE 7.62-10.16 [.300 - .400].
2. OUTSIDE CONTOURS TO BE PER METCO PRO-E FILE 23-66-1965\_trigger

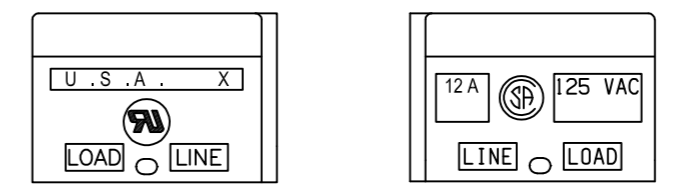
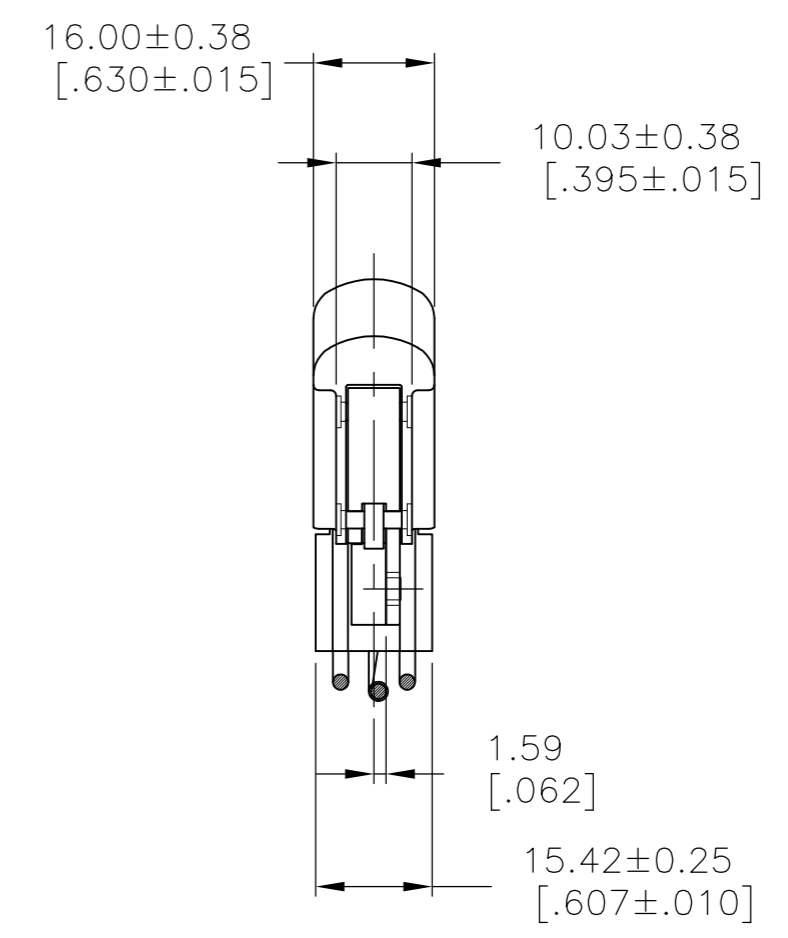
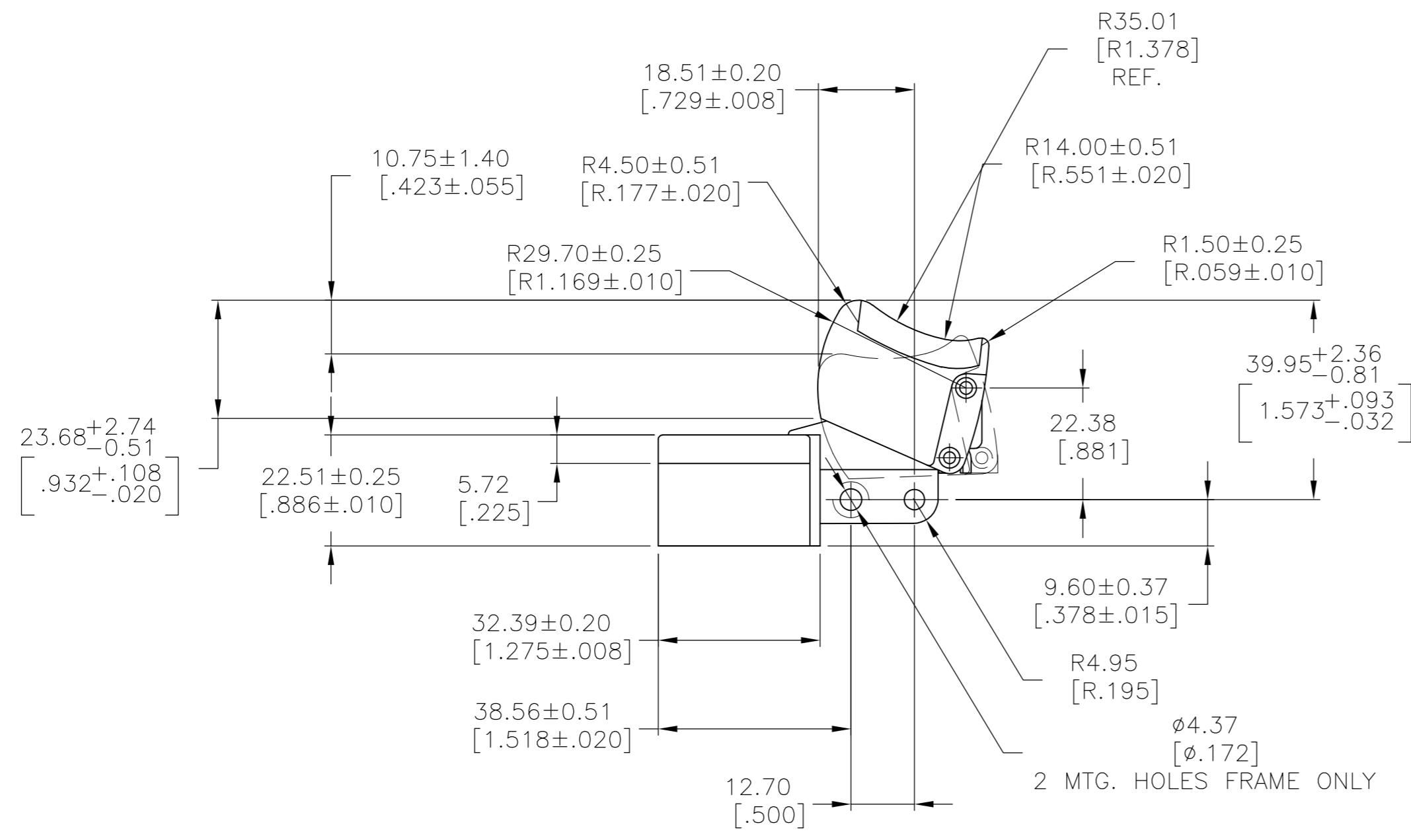
TE SWITCH NO.	ARAB SWITCH NO.	TRIGGER COLOR
-6-1520166-7	8907K22	BLACK
9-1520166-5	-	BLACK

OBSOLETE

THIS DRAWING IS A CONTROLLED DOCUMENT.		DWN W. LeonarD	13AUG02	Tyco Electronics Corporation Harrisburg, Pa 17105-3608	
DIMENSIONS: mm [INCHES]		CHK -	APVD W. HANSON	NAME 8907 SERIES-DUST RESISTANT OVERHANGING SWITCH 12A 125 VAC DPST WITH EXTERNAL QUICK CONNECT HEAT SINK, Z-SPRING CONSTRUCTION	
TOLERANCES UNLESS OTHERWISE SPECIFIED: 0 PLC ± - 1 PLC ± - 2 PLC ± - 3 PLC ± .13 [.005] 4 PLC ± - ANGLES ± 1°		PRODUCT SPEC -	APPLICATION SPEC -	SIZE A2	CAGE CODE 00779
MATERIAL -		FINISH -	WEIGHT -	DRAWING NO. C=1520166	RESTRICTED TO -
CUSTOMER DRAWING			SCALE 2:1	SHEET 31 of 32	REV AE1

THIS DRAWING IS UNPUBLISHED. RELEASED FOR PUBLICATION  
 © COPYRIGHT BY TYCO ELECTRONICS CORPORATION. ALL RIGHTS RESERVED.

LOC	DIST	REVISIONS			
P	LTR	DESCRIPTION	DATE	DWN	APVD
AD	00	SEE SHEET 1	-	-	-



9-1520166-0  
 SWITCH MARKINGS

- PUSH-IN TERMINAL OPENINGS TO RECEIVE # 16 GA OR #18 GA STRANDED TIN DIPPED WIRE. WIRE STRIP LENGTH 6.35 - 10.16 [.250 - .400] . (PULL OUT FORCE MUST BE 5 LBS MIN.)
- ZAP GREY COLOR DEFINITION, CUTOMER P/N 490844060 (PA66 + 30%G.F.)

THIS DRAWING IS A CONTROLLED DOCUMENT.		DWN W. HANSON 29AUG97	Tyco Electronics Corporation Harrisburg, Pa 17105-3608	
DIMENSIONS: mm [INCHES]		CHK W. Leonard 10SEP97	NAME 8907 SERIES-DUST RESISTANT OVERHANGING SWITCH WITH EXTERNAL MODULE Z-SPRING CONSTRUCTION	
TOLERANCES UNLESS OTHERWISE SPECIFIED:		APVD M.R. DUMMER 10SEP97	SIZE A2	CAGE CODE 00779
0 PLC ± -		PRODUCT SPEC	DRAWING NO C=1520166	RESTRICTED TO
1 PLC ± -		APPLICATION SPEC	SCALE 1:1	SHEET 32 OF 32
2 PLC ± -		WEIGHT	REV AE1	
3 PLC ± .13 [.005]				
4 PLC ± -				
ANGLES ± 1°				
MATERIAL	FINISH	CUSTOMER DRAWING		

9-1520166-0	N/A	12A 125VAC SWITCH	BLACK W/ZAP GREY SOFT GRIP	2
TE SWITCH NO.	ARAB SWITCH NO.	DESCRIPTION	TRIGGER COLOR	