

## Multi-level terminal block - PTTBS 1,5/S/2P - 3214495

Please be informed that the data shown in this PDF Document is generated from our Online Catalog. Please find the complete data in the user's documentation. Our General Terms of Use for Downloads are valid (<http://download.phoenixcontact.com>)



Multi-level terminal block, Cross section: 0.14 mm<sup>2</sup> - 1.5 mm<sup>2</sup>, AWG: 26 - 14, Connection type: Push-in connection, Width: 3.5 mm, Color: gray, Mounting type: NS 35/7,5, NS 35/15

### Product Features

- The push-in connection terminal blocks are characterized by the system features of the CLIPLINE complete system and by easy and tool-free wiring of conductors with ferrules or solid conductors
- The compact design and front connection enable wiring in a confined space
- In addition to the testing facility in the double function shaft, all terminal blocks provide an additional test connection



### Key commercial data

Packing unit	1 PCE
Minimum order quantity	50 PCE
Weight per Piece (excluding packing)	7.2 GRM
Custom tariff number	85369010
Country of origin	Poland

### Technical data

#### General

Number of levels	2
Number of connections	4
Color	gray
Insulating material	PA
Inflammability class according to UL 94	V0
Rated surge voltage	6 kV
Surge voltage category	III
Insulating material group	I
Connection in acc. with standard	IEC 61984
Nominal current I <sub>N</sub>	16 A (observe derating)

## Multi-level terminal block - PTTBS 1,5/S/2P - 3214495

### Technical data

#### General

Nominal voltage $U_N$	500 V
Open side panel	ja
Insertion/withdrawal cycles mechanical	100
Surge voltage test setpoint	7.3 kV
Result of surge voltage test	Test passed
Tight fit on carrier	NS 35
Setpoint	1 N
Result of tight fit test	Test passed
Conductor cross section short circuit testing	1.5 mm <sup>2</sup>
Short-time current	0.18 kA
Short circuit stability result	Test passed
Proof of thermal characteristics (needle flame) effective duration	30 s
Result of thermal test	Test passed
Test specification, oscillation, broadband noise	DIN EN 50155 (VDE 0115-200):2008-03
Test spectrum	Service life test category 1, class B, body mounted
Test frequency	$f_1 = 5 \text{ Hz}$ to $f_2 = 150 \text{ Hz}$
ASD level	1.857 (m/s <sup>2</sup> ) <sup>2</sup> /Hz
Acceleration	0.8 g
Test duration per axis	5 h
Test directions	X-, Y- and Z-axis
Oscillation, broadband noise test result	Test passed
Test specification, shock test	DIN EN 50155 (VDE 0115-200):2008-03
Shock form	Half-sine
Acceleration	5 g
Shock duration	30 ms
Number of shocks per direction	3
Test directions	X-, Y- and Z-axis (pos. and neg.)
Shock test result	Test passed
Temperature index, insulating material (DIN EN 60216-1 (VDE 0304-21))	130 °C
Static insulating material application in cold	-60 °C

#### Dimensions

Width	3.5 mm
Length	78 mm
Height NS 35/7,5	55 mm
Height NS 35/15	62.5 mm

#### Connection data

## Multi-level terminal block - PTTBS 1,5/S/2P - 3214495

### Technical data

#### Connection data

Conductor cross section solid min.	0.14 mm <sup>2</sup>
Conductor cross section solid max.	1.5 mm <sup>2</sup>
Conductor cross section stranded min.	0.14 mm <sup>2</sup>
Conductor cross section stranded max.	1.5 mm <sup>2</sup>
Conductor cross section AWG/kcmil min.	26
Conductor cross section AWG/kcmil max.	14
Conductor cross section stranded, with ferrule without plastic sleeve min.	0.14 mm <sup>2</sup>
Conductor cross section stranded, with ferrule without plastic sleeve max.	1.5 mm <sup>2</sup>
Conductor cross section stranded, with ferrule with plastic sleeve min.	0.14 mm <sup>2</sup>
Conductor cross section stranded, with ferrule with plastic sleeve max.	1 mm <sup>2</sup>
Connection method	Push-in connection
Stripping length	8 mm
Internal cylindrical gage	A1 / B1

### Classifications

#### eCl@ss

eCl@ss 4.0	27141118
eCl@ss 4.1	27141118
eCl@ss 5.0	27141118
eCl@ss 5.1	27141118
eCl@ss 6.0	27141141
eCl@ss 7.0	27141141
eCl@ss 8.0	27141141

#### ETIM

ETIM 2.0	EC000901
ETIM 3.0	EC000901
ETIM 4.0	EC000901
ETIM 5.0	EC000901

#### UNSPSC

UNSPSC 6.01	30211811
UNSPSC 7.0901	39121410
UNSPSC 11	39121410
UNSPSC 12.01	39121410
UNSPSC 13.2	39121410

# Multi-level terminal block - PTTBS 1,5/S/2P - 3214495

## Approvals

### Approvals

---

#### Approvals

UL Recognized / cUL Recognized / GOST / GL / LR / CSA / GOST / cULus Recognized

---


#### Ex Approvals


---


#### Approvals submitted

---

### Approval details

UL Recognized 			
	B	C	D
mm <sup>2</sup> /AWG/kcmil	26-14	26-14	26-14
Nominal current I <sub>N</sub>	15 A	15 A	5 A
Nominal voltage U <sub>N</sub>	300 V	300 V	600 V

cUL Recognized 			
	B	C	D
mm <sup>2</sup> /AWG/kcmil	26-14	26-14	26-14
Nominal current I <sub>N</sub>	15 A	15 A	5 A
Nominal voltage U <sub>N</sub>	300 V	300 V	600 V

GOST 			
--	--	--	--

GL			
----	--	--	--

LR			
----	--	--	--

## Multi-level terminal block - PTTBS 1,5/S/2P - 3214495

### Approvals

CSA			
	B	C	D
mm <sup>2</sup> /AWG/kcmil	26-14	26-14	26-14
Nominal current I <sub>N</sub>	15 A	15 A	5 A
Nominal voltage U <sub>N</sub>	300 V	300 V	600 V

GOST			
------	--	--	--

cULus Recognized			
------------------	--	--	--

### Accessories

#### Accessories

#### Bridge

Jumper - FBS 2-3,5 - 3213014



Jumper, Number of positions: 2, Color: red

Jumper - FBS 3-3,5 - 3213027



Jumper, Number of positions: 3, Color: red

## Multi-level terminal block - PTTBS 1,5/S/2P - 3214495

### Accessories

Jumper - FBS 4-3,5 - 3213030



Jumper, Number of positions: 4, Color: red

---

Jumper - FBS 5-3,5 - 3213043



Jumper, Number of positions: 5, Color: red

---

Jumper - FBS 10-3,5 - 3213056



Jumper, Number of positions: 10, Color: red

---

Jumper - FBS 20-3,5 - 3213069



Jumper, Number of positions: 20, Color: red

---

Jumper - FBS 1,5/S-PV - 3216263



Jumper, Length: 3 mm, Width: 3.5 mm, Color: black

---

Coding element

## Multi-level terminal block - PTTBS 1,5/S/2P - 3214495

### Accessories

Coding star - PC - 3040588



Coding star, Length: 3 mm, Width: 3 mm, Height: 6 mm, Color: red

---

### Documentation

Mounting material - PT-IL - 3208090

Operating decal for the Push-in Technology



---

### End block

End clamp - CLIPFIX 35 - 3022218



Quick mounting end clamp for NS 35/7,5 DIN rail or NS 35/15 DIN rail, with marking option, width: 9.5 mm, color: gray

End clamp - CLIPFIX 35-5 - 3022276



Quick mounting end clamp for NS 35/7,5 DIN rail or NS 35/15 DIN rail, with marking option, with parking option for FBS...5, FBS...6, KSS 5, KSS 6, width: 5.15 mm, color: gray

End clamp - E/NS 35 N - 0800886



End clamp, width: 9.5 mm, color: gray

## Multi-level terminal block - PTTBS 1,5/S/2P - 3214495

### Accessories

---

#### End cover

End cover - D-PTTBS 1,5/S/2P - 3214534



End cover, Length: 78 mm, Width: 2.2 mm, Color: gray

---

#### Insulating sleeve

Insulating sleeve - MPS-IH WH - 0201663



Insulating sleeve, Color: white

---

Insulating sleeve - MPS-IH RD - 0201676



Insulating sleeve, Color: red

---

Insulating sleeve - MPS-IH BU - 0201689



Insulating sleeve, Color: blue

---



## Multi-level terminal block - PTTBS 1,5/S/2P - 3214495

### Accessories

Insulating sleeve - MPS-IH YE - 0201692



Insulating sleeve, Color: yellow

---

Insulating sleeve - MPS-IH GN - 0201702



Insulating sleeve, Color: green

---

Insulating sleeve - MPS-IH GY - 0201728



Insulating sleeve, Color: gray

---

Insulating sleeve - MPS-IH BK - 0201731



Insulating sleeve, Color: black

---

### Labeled terminal marker

Zack marker strip - ZB 3,5 CUS - 0829415



Zack marker strip, Can be ordered: Strip, white, Labeled according to customer specifications, Mounting type: Snap into tall marker groove, For terminal block width: 3.5 mm, Lettering field: 3.5 x 10.5 mm

---

## Multi-level terminal block - PTTBS 1,5/S/2P - 3214495

### Accessories

#### Marker for terminal blocks - UCT-TM 3,5 CUS - 0829581



Marker for terminal blocks, Can be ordered: By sheet, white, Labeled according to customer specifications, Mounting type: Snap into tall marker groove, For terminal block width: 3.5 mm, Lettering field: 2.95 x 10.5 mm

---

#### Zack Marker strip, flat - ZBF 3,5 CUS - 0829394



Zack Marker strip, flat, Can be ordered: Strip, white, Labeled according to customer specifications, Mounting type: Snap into flat marker groove, For terminal block width: 3.5 mm, Lettering field: 3.5 x 5.2 mm

---

#### Marker for terminal blocks - UCT-TMF 3,5 CUS - 0829644



Marker for terminal blocks, Can be ordered: By sheet, white, Labeled according to customer specifications, Mounting type: Snap into flat marker groove, For terminal block width: 3.5 mm, Lettering field: 2.7 x 4.7 mm

---

### Mounting rail

#### DIN rail perforated - NS 35/ 7,5 PERF 2000MM - 0801733



DIN rail, material: steel galvanized and passivated with a thick layer, perforated, height 7.5 mm, width 35 mm, length: 2000 mm

---

#### DIN rail - NS 35/ 7,5 UNPERF 2000MM - 0801681



DIN rail, material: Steel, unperforated, height 7.5 mm, width 35 mm, length: 2 m

## Multi-level terminal block - PTTBS 1,5/S/2P - 3214495

### Accessories

DIN rail - NS 35/ 7,5 WH PERF 2000MM - 1204119



DIN rail 35 mm (NS 35)

---

DIN rail - NS 35/ 7,5 WH UNPERF 2000MM - 1204122



DIN rail 35 mm (NS 35)

---

DIN rail, unperforated - NS 35/ 7,5 AL UNPERF 2000MM - 0801704



DIN rail, unperforated, Width: 35 mm, Height: 7.5 mm, Length: 2000 mm, Color: silver

---

DIN rail - NS 35/ 7,5 ZN PERF 2000MM - 1206421



DIN rail, material: Galvanized, perforated, height 7.5 mm, width 35 mm, length: 2 m

---

DIN rail - NS 35/ 7,5 ZN UNPERF 2000MM - 1206434



DIN rail, material: Galvanized, unperforated, height 7.5 mm, width 35 mm, length: 2 m

---

## Multi-level terminal block - PTTBS 1,5/S/2P - 3214495

### Accessories

DIN rail - NS 35/ 7,5 CU UNPERF 2000MM - 0801762



DIN rail, material: Copper, unperforated, height 7.5 mm, width 35 mm, length: 2 m

---

End cap - NS 35/ 7,5 CAP - 1206560



DIN rail end piece, for DIN rail NS 35/7.5

---

DIN rail perforated - NS 35/15 PERF 2000MM - 1201730



DIN rail, material: steel galvanized and passivated with a thick layer, perforated, height 15 mm, width 35 mm, length: 2000 mm

---

DIN rail - NS 35/15 UNPERF 2000MM - 1201714



DIN rail, material: Steel, unperforated, height 15 mm, width 35 mm, length: 2 m

---

DIN rail - NS 35/15 WH PERF 2000MM - 0806602



DIN rail 35 mm (NS 35)

---

## Multi-level terminal block - PTTBS 1,5/S/2P - 3214495

### Accessories

DIN rail - NS 35/15 WH UNPERF 2000MM - 1204135



DIN rail 35 mm (NS 35)

---

DIN rail, unperforated - NS 35/15 AL UNPERF 2000MM - 1201756



DIN rail, deep drawn, high profile, unperforated, 1.5 mm thick, material: aluminum, height 15 mm, width 35 mm, length 2000 mm

---

DIN rail - NS 35/15 ZN PERF 2000MM - 1206599



DIN rail, material: Galvanized, perforated, height 15 mm, width 35 mm, length: 2 m

---

DIN rail - NS 35/15 ZN UNPERF 2000MM - 1206586



DIN rail, material: Galvanized, unperforated, height 15 mm, width 35 mm, length: 2 m

---

DIN rail - NS 35/15 CU UNPERF 2000MM - 1201895



DIN rail, material: Copper, unperforated, 1.5 mm thick, height 15 mm, width 35 mm, length: 2 m

---

## Multi-level terminal block - PTTBS 1,5/S/2P - 3214495

### Accessories

End cap - NS 35/15 CAP - 1206573



DIN rail end piece, for DIN rail NS 35/15

---

DIN rail - NS 35/15-2,3 UNPERF 2000MM - 1201798



DIN rail, material: Steel, unperforated, 2.3 mm thick, height 15 mm, width 35 mm, length: 2 m

---

### Partition plate

Partition plate - ATP-STTB 4 - 3030747



Partition plate, Length: 88.7 mm, Width: 2 mm, Height: 53 mm, Color: gray

---

### Planning and marking software

Software - CLIP-PROJECT ADVANCED - 5146040



Multilingual software for easy planning of Phoenix Contact on DIN rails together with the integrated TRABTECH-select software module for planning comprehensive surge protection concepts.

---

Software - CLIP-PROJECT PROFESSIONAL - 5146053



Multi-lingual software for terminal strip project planning. A marking module allows professional labeling of markers and labels for marking terminal blocks, conductors, cables and devices. The additionally integrated software module TRABTECH-select for planning comprehensive surge protection concepts.

## Multi-level terminal block - PTTBS 1,5/S/2P - 3214495

### Accessories

---

#### Screwdriver tools

Screwdriver - SZF 1-0,6X3,5 - 1204517



Actuation tool, for ST terminal blocks, also suitable for use as a bladed screwdriver, size: 0.6 x 3.5 x 100 mm, 2-component grip, with non-slip grip

---

Screwdriver - SZF 0-0,4X2,5 - 1204504



Actuation tool, for ST terminal blocks, also suitable for use as a bladed screwdriver, size: 0.4 x 2.5 x 75 mm, 2-component grip, with non-slip grip

---

#### Terminal marking

Zack marker strip - ZB 3,5:UNBEDRUCKT - 0829414



Zack marker strip, Strip, white, Unlabeled, Can be labeled with: Plotter, Mounting type: Snap into tall marker groove, For terminal block width: 3.5 mm, Lettering field: 3.5 x 10.5 mm

---

Marker for terminal blocks - UCT-TM 3,5 - 0829484



Marker for terminal blocks, Sheet, white, Unlabeled, Can be labeled with: THERMOMARK CARD PLUS, THERMOMARK CARD, BLUEMARK CLED, BLUEMARK LED, Mounting type: Snap into tall marker groove, For terminal block width: 3.5 mm, Lettering field: 2.95 x 10.5 mm

---

## Multi-level terminal block - PTTBS 1,5/S/2P - 3214495

### Accessories

Zack Marker strip, flat - ZBF 3,5:UNBEDRUCKT - 0829392



Zack Marker strip, flat, Strip, white, Unlabeled, Can be labeled with: Plotter, Mounting type: Snap into flat marker groove, For terminal block width: 3.5 mm, Lettering field: 3.5 x 5.2 mm

---

Marker for terminal blocks - UCT-TMF 3,5 - 0829486



Marker for terminal blocks, Sheet, white, Unlabeled, Can be labeled with: THERMOMARK CARD PLUS, THERMOMARK CARD, BLUEMARK CLED, BLUEMARK LED, Mounting type: Snap into flat marker groove, For terminal block width: 3.5 mm, Lettering field: 2.7 x 4.7 mm

---

Test plug terminal block

Test plugs - MPS-MT - 0201744



Test plugs, Color: silver

---

### Drawings

Circuit diagram

