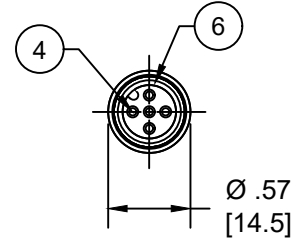
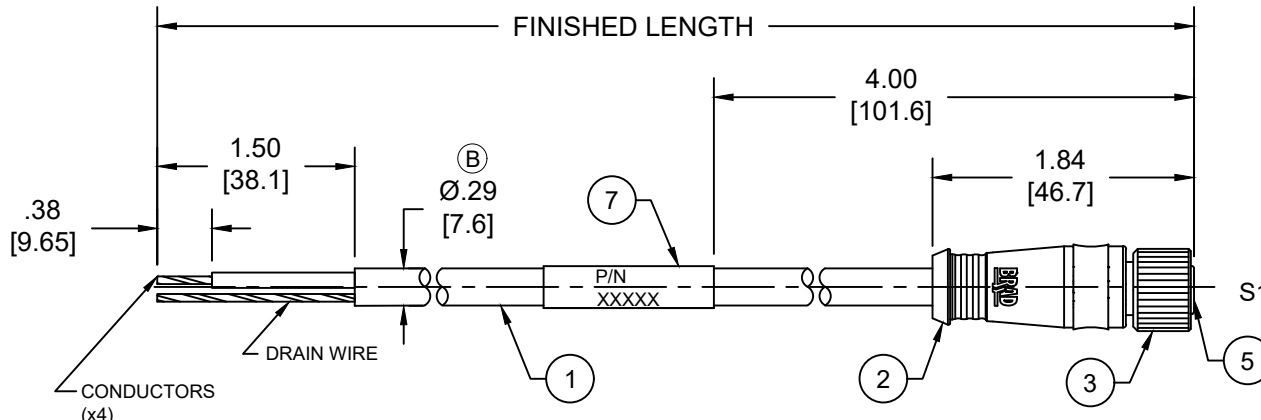
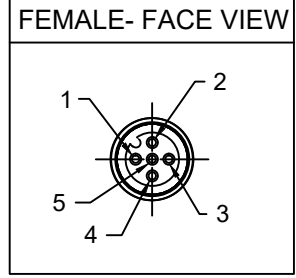
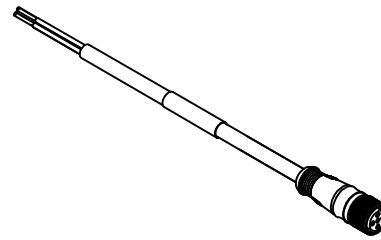


MATERIAL NUMBER	ENGINEERING NUMBER	FINISHED LENGTH
1300270047	DND20A-M005	0.5M [1FT 8 IN]
1300270057	DND20A-M150	15M [49FT 3 IN]
1300270158	DND20A-M300	30M [98FT 5 IN]

**PART NUMBER LEGEND (B)**  
**DND20A-M005**

FINISHED LENGTH:  
M005 = 0.5 METER  
M010 = 1 METER  
M100 = 10 METER



- NOTES:**
- MATERIAL: AS NOTED
  - FINISH: AS NOTED
  - ELECTRICAL:  
VOLTAGE: 250V AC/DC  
CURRENT: 4 AMPS
  - TEMP RATING: -20°C TO +80°C
  - PROTECTION: IP67 (WHEN MATED)
  - COUPLING THREAD: M12 X 1
  - UL LISTED FILE: E152210 (B)  
CSA CERTIFIED FILE: LR6837
  - ALL DIMENSIONS ARE FOR REFERENCE UNLESS TOLERANCED OR NOTED OTHERWISE

**SCHEMATIC**

—	DRAIN	<	1
—	RED	<	2 - V+
—	BLACK	<	3 - V-
—	WHITE	<	4 - CAN_H
—	BLUE	<	5 - CAN_L

**(B) CABLE LENGTH TOLERANCES**

<.3M [1FT]:	+19mm-0 [+.75in-0]
.3 - .9M [1 - 3FT]:	+44.5mm-0 [+1.75in-0]
.9 - 1.8M [3 - 6FT]:	+55.6mm-0 [+2.19in-0]
1.8 - 3.7M [6 - 12FT]:	+88.9mm-0 [+3.50in-0]
3.7 - 7.3M [12 - 24FT]:	+165.1mm-0 [+6.50in-0]
7.3-14.6M [24 - 48FT]:	+317.5mm-0 [+12.50in-0]
14.6 - 30.5M [48-100FT]:	+622.3mm-0 [+24.50in-0]
OVER 30M [100FT]	+2% OF FINISHED LENGTH

ITEM	COMPONENT	MATERIAL	FINISH
7	WRAP LABEL	VINYL	BLACK/YELLOW
6	O-RING	NITRILE	RED
5	INSERT	NYLON	BLACK
4	SOCKET CONTACT	COPPER ALLOY	GOLD OVER NICKEL
3	COUPLNG NUT	ZINC DIE CAST	BLACK E-COATED
2	OVERMOLD	TPC	GRAY
1	CABLE #22 AWG DEVICENET	PVC JACKET	GRAY

<b>FUNCTIONAL SYMBOLS</b> 	THIS DRAWING CONTAINS INFORMATION THAT IS PROPRIETARY TO MOLEX ELECTRONIC TECHNOLOGIES, LLC AND SHOULD NOT BE USED WITHOUT WRITTEN PERMISSION																				
	DIMENSION UNITS <b>INCH/MM</b>	SCALE <b>NTS</b>	CURRENT REV DESC: ITEM #2 WAS PVC & ITEM #7 WAS PLASTIC FILM. ADDED UL, CSA, O-RING, CABLE DIA, PN LEGEND & TOL CHART. MODIFIED PN TABLE																		
	GENERAL TOLERANCES (UNLESS SPECIFIED)		EC NO: 704134 DRWN: ABENJAMINLW 2021/06/02 CHK'D: RSTONE 2022/04/27 APPR: BWOODMAN 2022/05/04																		
	DIVISIONAL SYMBOLS	<table border="1"> <tr> <th></th> <th>mm</th> <th>INCH</th> </tr> <tr> <td>4 PLACES</td> <td>±----</td> <td>±----</td> </tr> <tr> <td>3 PLACES</td> <td>±----</td> <td>±----</td> </tr> <tr> <td>2 PLACES</td> <td>±----</td> <td>±----</td> </tr> <tr> <td>1 PLACE</td> <td>±----</td> <td>±----</td> </tr> <tr> <td>0 PLACES</td> <td>±----</td> <td>±----</td> </tr> </table>		mm	INCH	4 PLACES	±----	±----	3 PLACES	±----	±----	2 PLACES	±----	±----	1 PLACE	±----	±----	0 PLACES	±----	±----	INITIAL REVISION: DRWN: TWOLDEGE 2010/01/06 APPR: JFMURPHY 2010/01/20
	mm	INCH																			
4 PLACES	±----	±----																			
3 PLACES	±----	±----																			
2 PLACES	±----	±----																			
1 PLACE	±----	±----																			
0 PLACES	±----	±----																			
DRAFT WHERE APPLICABLE MUST REMAIN WITHIN DIMENSIONS		THIRD ANGLE PROJECTION 	DRAWING <b>A-SIZE</b>	SERIES <b>130027</b>	DOCUMENT NUMBER <b>SD-130027-007</b>	DOC TYPE <b>PSD</b>	DOC PART <b>001</b>	REVISION <b>B</b>													

**molex**

MICRO-CHANGE DEVICENET, M12,  
5 POLE, FEMALE, STRAIGHT, SINGLE KEY,  
#22 AWG

PRODUCT CUSTOMER DRAWING

DOCUMENT NUMBER: **SD-130027-007**

MATERIAL NUMBER: SEE CHART  
CUSTOMER: GENERAL MARKET  
SHEET NUMBER: 1 OF 1