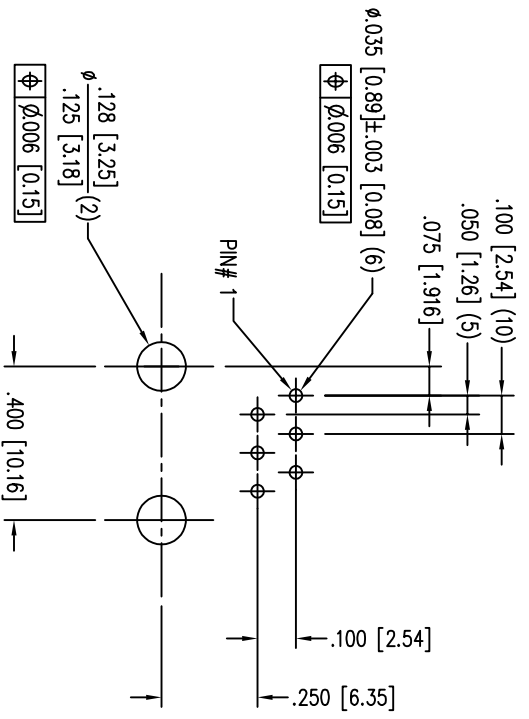
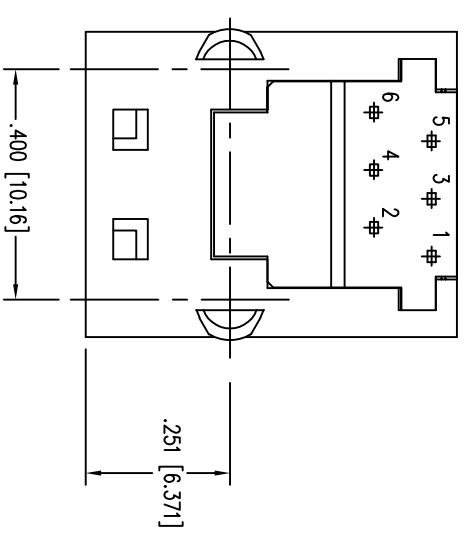
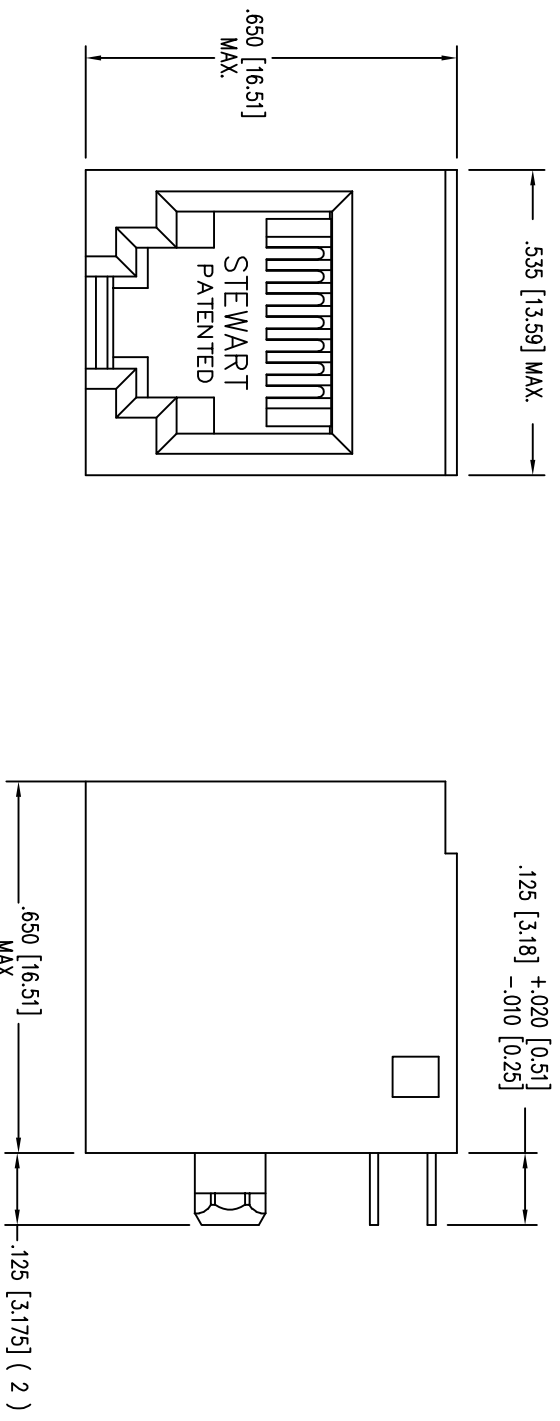



DATE	REV	EQN	APP'D. BY
3-16-16	B4	10623	TRM
4-11-18	B5	11224	TRM
6-5-19	B6	11391	JE



P.C.B. RECOMMENDED HOLE LAYOUT  
SEEN FROM COMPONENT SIDE  
ALL CENTERLINE DIMENSIONS ARE BASIC.

- NOTES:
- CONNECTOR MATERIALS:  
HOUSING: THERMOPLASTIC UL94 V-0  
CONTACTS: COPPER ALLOY
  - DIMENSIONS AND TOLERANCES COMPLY WITH TIA-1096 STANDARD.
  - FOR PRODUCT SPECIFICATIONS SEE PRO26-01

30 MICRO-INCHES [0.76um]	SS65600-007F
CONTACT PLATING IN MATING AREA	PART NUMBER



THIRD ANGLE PROJECTION

DO NOT SCALE DRAWING  
DRAWING IS SUBJECT TO CHANGE WITHOUT NOTICE

DIMENSIONS: INCHES [METRIC]

UNLESS OTHERWISE SPECIFIED TOLERANCES ARE ±.005 [0.13] ANGLES ARE ± 1°

SHEET NO. 1 OF 1

11118 Susquehanna Trail South  
Glen Rock, PA 17327-9199  
(717) 235-7512  
<http://www.stewartconnector.com>

**Stewart**  
CONNECTOR  
a bel group

TITLE:  
6 CONTACT, 6 POSITION UNSHIELDED VERTICAL MOUNT JACK  
NON-FLANGE

THIS DRAWING AND THE SUBJECT MATTER SHOWN THEREON ARE CONFIDENTIAL AND THE PROPRIETARY PROPERTY OF STEWART CONNECTOR AND SHALL NOT BE REPRODUCED, COPIED, OR USED IN ANY MANNER WITHOUT PRIOR WRITTEN CONSENT OF STEWART CONNECTOR. ONE OR MORE U.S. PATENTS MAY APPLY TO THIS PRODUCT. FOR DETAILS, PLEASE VISIT: [HTTP://BELFUSE.COM/STEWART/PATENTS/](http://BELFUSE.COM/STEWART/PATENTS/)

DRN BY:	RVO	DATE	02-09-05
APP'D BY:	RGC	DATE	02-22-05
DWG NO.	CT650013F	REV.	B6