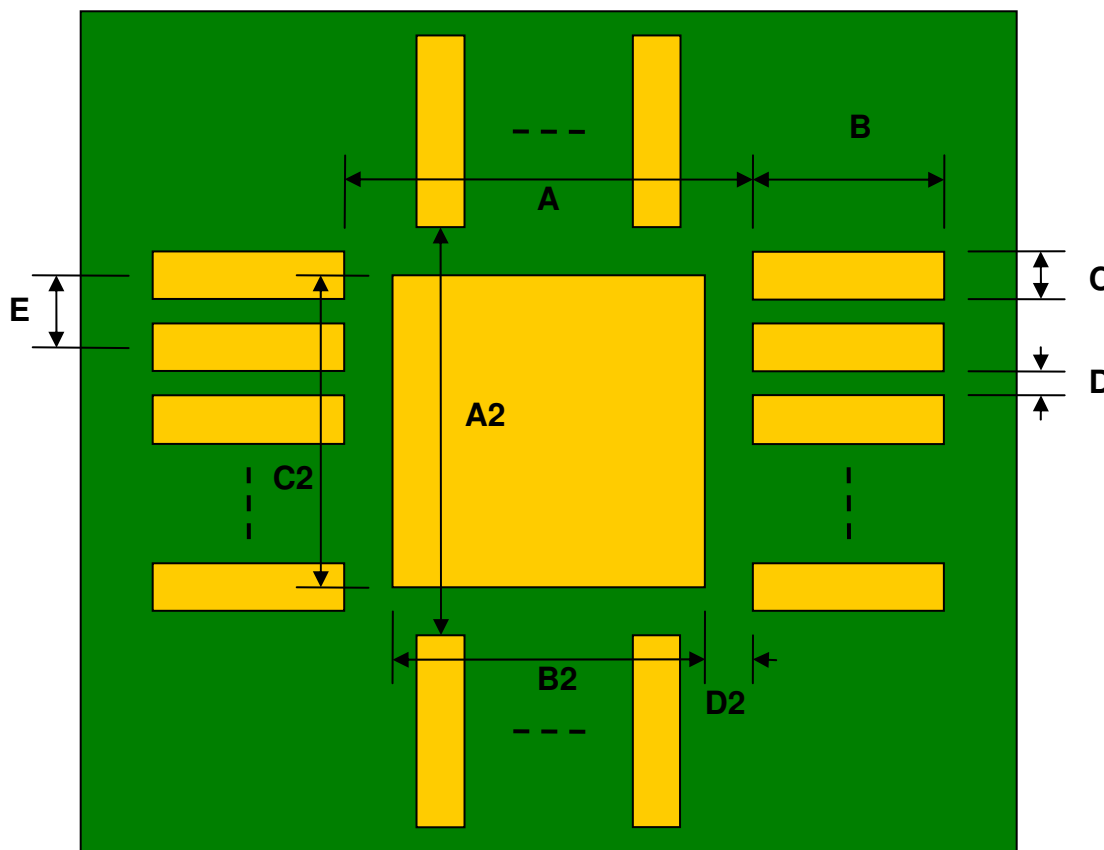


QFN-46 to DIP-50 SMT Adapter (0.4 mm pitch, 4 x 7 mm body)

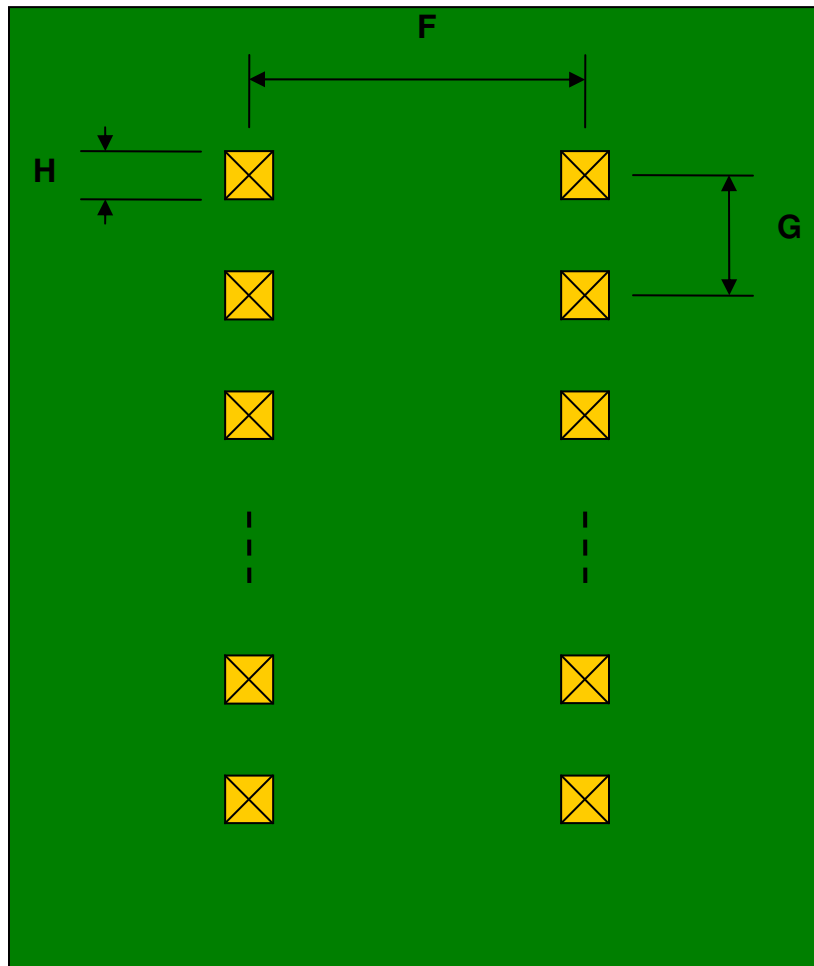
| REF. | DIMENSIONS | | | | | |
|------|------------|------|------|--------|-------|------|
| | mm | | | inches | | |
| | MIN. | TYP. | MAX. | MIN. | TYP. | MAX. |
| A | | 3.20 | | | | |
| A2 | | 6.20 | | | | |
| B | | 0.60 | | | | |
| C | | 0.20 | | | | |
| B2 | | 2.50 | | | | |
| C2 | | 5.50 | | | | |
| D | | 0.20 | | | | |
| D2 | | 0.35 | | | | |
| E | | 0.40 | | | | |
| F | | | | | 0.600 | |
| G | | | | | 0.100 | |
| H | | | | | 0.025 | |

Top View (SMT Footprint)



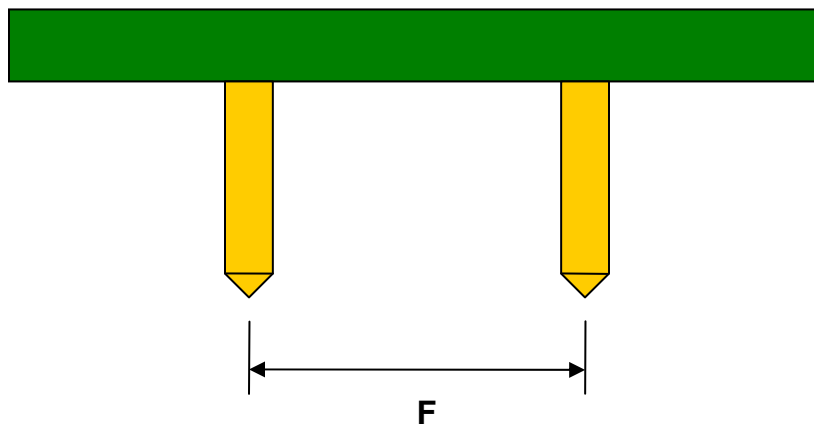
(Representative drawing only - not to scale)

Bottom View (DIP Pins)



(Representative drawing only - not to scale)

Side View (DIP Pins)



(Representative drawing only - not to scale)