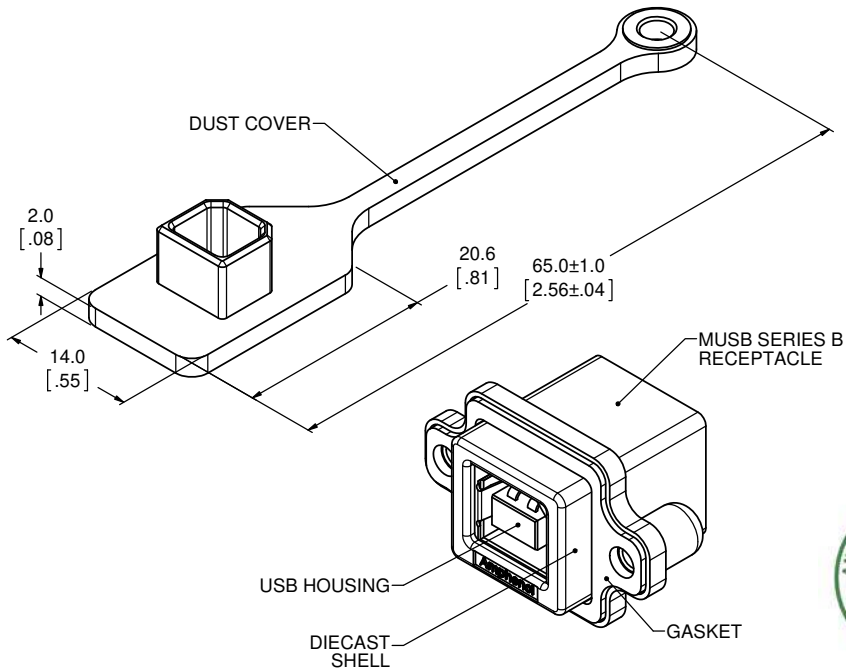
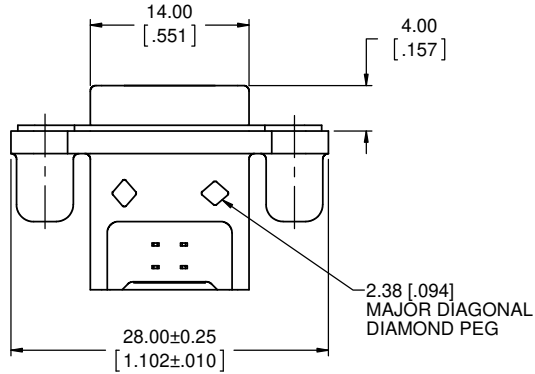
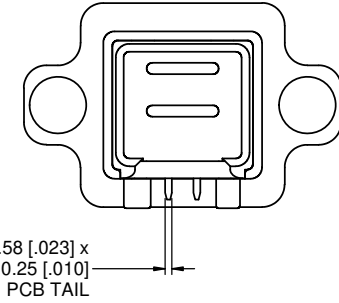
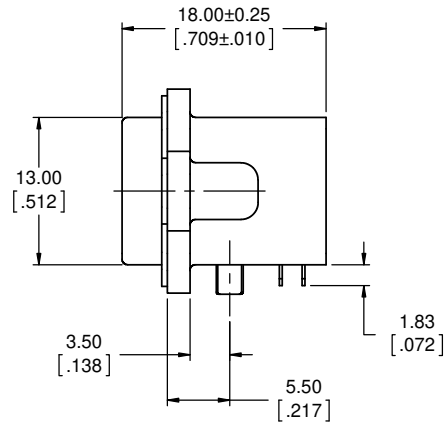
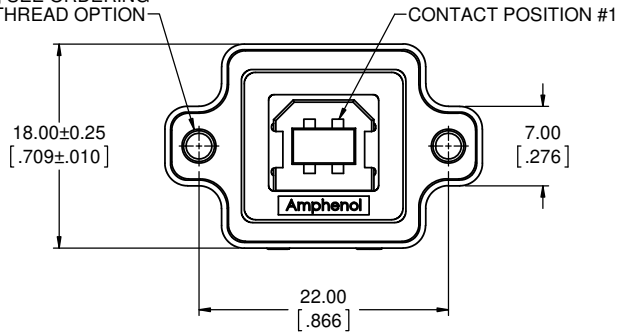


5.00 [.197] DEEP THREADED HOLES, SEE ORDERING CODE THREAD OPTION



ORDERING CODE: MUSB-D111-XX

SERIES, RUGGED USB

USB SERIES 'B' RECEPTACLE, RIGHT ANGLE PCB TAIL

THREAD OPTION
 3 = #4-40 UNC THREAD
 M = M3 x 0.5 THREAD

DUST COVER OPTION
 0 = NO DUST COVER SUPPLIED
 1 = WITH GREY DUST COVER SUPPLIED
 5 = WITH BLACK DUST COVER SUPPLIED

NOTES:

- MATERIAL:**
 ALL MATERIALS ARE RoHS COMPLIANT PER EU DIRECTIVE 2011/65/EU AND AMENDMENTS.
 - OUTER SHELL: DIECAST ZINC ALLOY
 - CONTACTS: COPPER ALLOY, PLATED WITH 0.76µm (30µ") GOLD OVER 1.27µm (50µ") MINIMUM NICKEL ON THE MATING AREA WITH TIN PLATING ON THE TAILS
 - USB HOUSING: ENGINEERING THERMOPLASTIC, GLASS REINFORCED, FLAMMABILITY RATING UL94V-0, WHITE.
 - USB SHIELD AND BACK COVER: COPPER ALLOY, NICKEL PLATED
 - GASKET: SILICONE RUBBER, BLACK
 - DUST COVER: SILICONE RUBBER WITH NICKEL PLATED BRASS BUSHING, SEE ORDERING CODE FOR DUST COVER OPTIONS
- ENVIRONMENTAL PERFORMANCE PER IEC 60529 CODE IP67 FOR SEAL BETWEEN MATING AREA AND PCB SIDE OF CONNECTOR. GASKET PROVIDES SEAL TO INSIDE FACE OF ENCLOSURE PANEL. AVAILABLE DUST COVER PROVIDES ADDED PROTECTION.
- CURRENT RATING: 1.5 AMPERES
- CONTACT RESISTANCE: 30 MILLIOHMS MAXIMUM
- OPERATING TEMPERATURE: -40°C TO -105°C.
- DUST COVERS MAY BE ORDERED SEPARATELY. SPECIFY:
 - P/N MUSB-2D11-004BP FOR THE GREY DUST COVER
 - P/N MUSB-2D11-014BP FOR THE BLACK DUST COVER

REVISIONS			
REV	DESCRIPTION, ECN, EAR NO.	DATE	APP'D
C	PRODUCT DRAWING (EAR 13828)	JAN25/11	A.G.
D	PRODUCT DRAWING (EAR 14266)	MAR24/14	A.G.



UNLESS SPECIFIED OTHERWISE	DRAWN	S.SEMENOV	FEB19/07
PRIMARY UNITS MILLIMETERS	CHECKED		
SECONDARY UNITS INCHES	M.E. APP'D		
REFERENCE IN PARENTHESES	Q.A. APP'D		
GENERAL TOLERANCES	DWG APPR.	A.GREEN	FEB19/07
1 DECIMAL PLACES ±0.25	ENG. REL. NO.		
2 DECIMAL PLACES ±0.15	REF.		
3 DECIMAL PLACES	THIRD ANGLE PROJECTION		
ANGULAR DEGREES	DO NOT SCALE DRAWING		

Amphenol Canada Corp.
 www.amphenolcanada.com

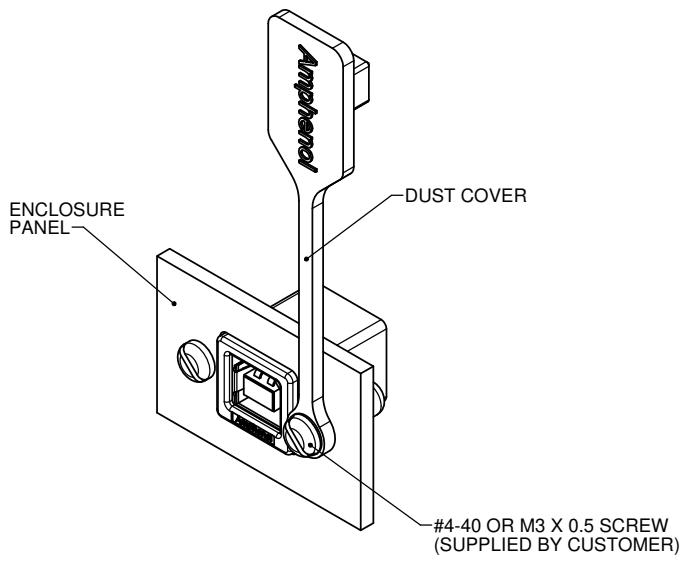
MUSB SERIES RUGGED USB CONNECTOR, SERIES 'B' RECEPTACLE, RIGHT ANGLE PCB TAIL, THREAD AND DUST COVER OPTIONS, RoHS COMPLIANT

DWG. NO. **P-MUSB-D111-XX** REV **D**

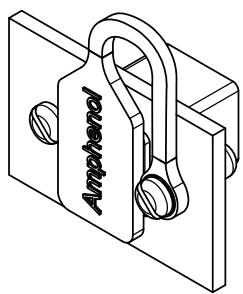
CODE ID NO. 03554 DWG. SIZE: X SCALE: 3:1 SHEET 1 OF 2

THIS DOCUMENT CONTAINS PROPRIETARY INFORMATION AND SUCH INFORMATION MAY NOT BE DISCLOSED TO OTHERS FOR ANY PURPOSE OR USED FOR MANUFACTURING PURPOSES WITHOUT WRITTEN PERMISSION FROM AMPHENOL CANADA CORP.

REVISIONS			
REV	DESCRIPTION, ECN, EAR NO.	DATE	APP'D
C	PRODUCT DRAWING (EAR 13828)	JAN25/11	A.G.
D	PRODUCT DRAWING (EAR 14266)	MAR24/14	A.G.



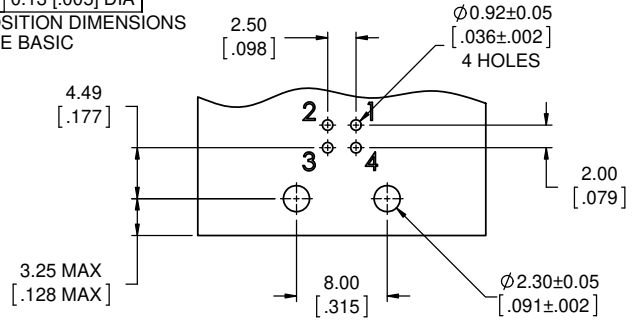
DUST COVER APPLICATION
SCALE 2:1



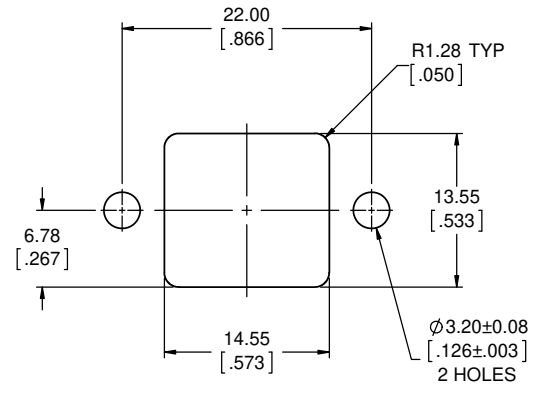
LOCATE HOLES

$\varnothing 0.13$ [.005] DIA

POSITION DIMENSIONS ARE BASIC



RECOMMENDED PCB LAYOUT
COMPONENT SIDE OF BOARD



RECOMMENDED PANEL CUTOUT



UNLESS SPECIFIED OTHERWISE	DRAWN	S.SEMENOV	FEB19/07
PRIMARY UNITS MILLIMETERS	CHECKED		
SECONDARY INCHES	M.E. APP'D		
REFERENCE IN PARENTHESES	Q.A. APP'D		
GENERAL TOLERANCES	DWG APPR.	A.GREEN	FEB19/07
1 DECIMAL PLACE ± 0.25	ENG. REL. NO.		
2 DECIMAL PLACES ± 0.15	REF.		
3 DECIMAL PLACES	THIRD ANGLE PROJECTION		DO NOT SCALE DRAWING
ANGULAR DEGREES			

Amphenol Canada Corp.
www.amphenolcanada.com

MUSB SERIES RUGGED USB CONNECTOR, SERIES 'B' RECEPTACLE, RIGHT ANGLE PCB TAIL, THREAD AND DUST COVER OPTIONS, RoHS COMPLIANT

DWG. NO. **P-MUSB-D111-XX** REV **D**

CODE ID NO. 03554 DWG. SIZE: X SCALE: 3:1 SHEET 2 OF 2