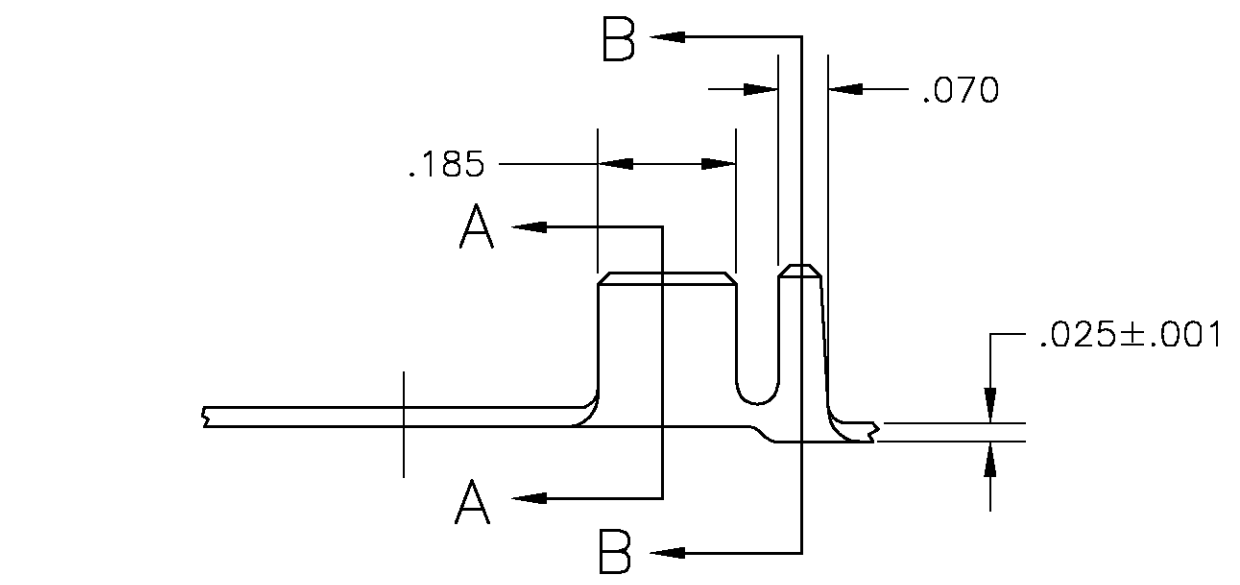
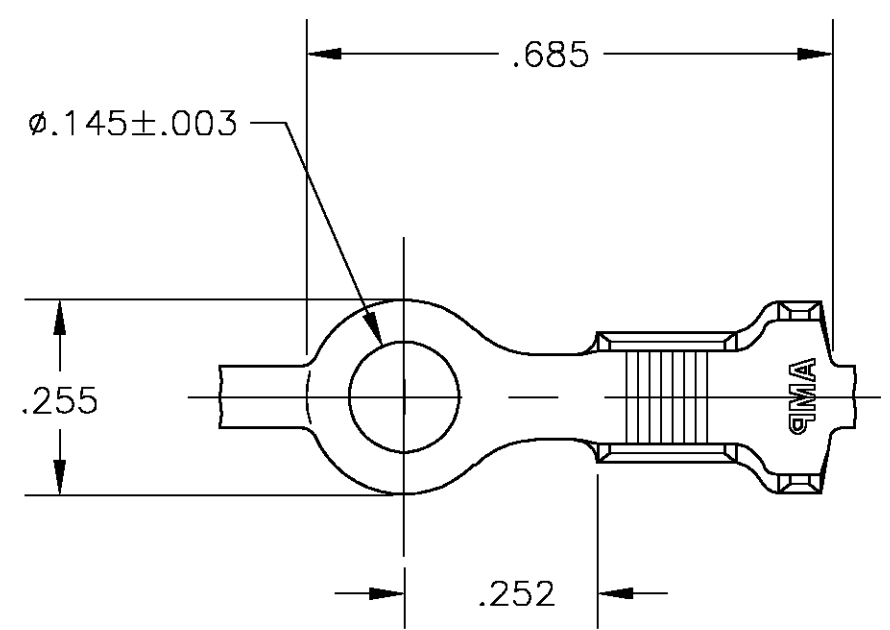
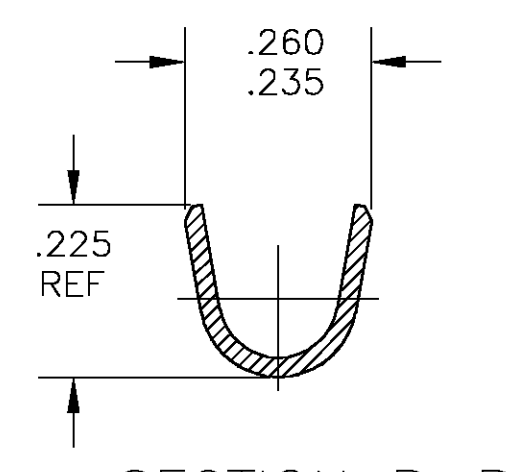
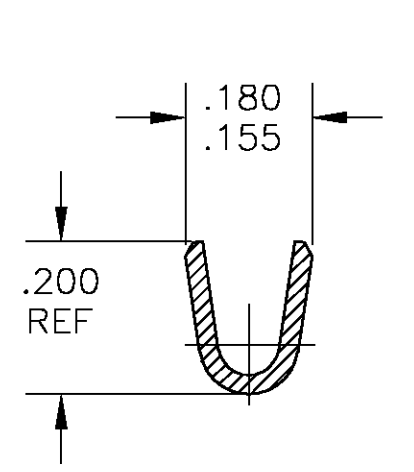


THIS DRAWING IS UNPUBLISHED. RELEASED FOR PUBLICATION
 © COPYRIGHT BY TYCO ELECTRONICS CORPORATION. ALL RIGHTS RESERVED.

LOC	DIST	REVISIONS			
P	LTR	DESCRIPTION	DATE	DWN	APVD
AF	50	A	REL PER 0G3A-0797-03	15DEC03	JR DD



- 1 CONTINUOUS STRIP ON REELS
- 2 WIRE SIZE IS #16-#12 AWG
- 3 INSULATION DIA IS .130-.170 DIA



SECTION A-A

SECTION B-B

1217996-1
 PART NO

THIS DRAWING IS A CONTROLLED DOCUMENT.		DWN jr_ruth	10SEP03	tyco Electronics	Tyco Electronics Corporation Harrisburg, PA 17105													
DIMENSIONS: INCHES		CHK D DECKER	10SEP03		NAME RING TONGUE													
TOLERANCES UNLESS OTHERWISE SPECIFIED:		APVD D DECKER	10SEP03	PRODUCT SPEC														
<table border="0"> <tr><td>0 PLC</td><td>± -</td></tr> <tr><td>1 PLC</td><td>± -</td></tr> <tr><td>2 PLC</td><td>± -</td></tr> <tr><td>3 PLC</td><td>± .010</td></tr> <tr><td>4 PLC</td><td>± -</td></tr> <tr><td>ANGLES</td><td>± 1'</td></tr> </table>		0 PLC	± -	1 PLC	± -	2 PLC	± -	3 PLC	± .010	4 PLC	± -	ANGLES	± 1'	APPLICATION SPEC		SIZE A3		
0 PLC	± -																	
1 PLC	± -																	
2 PLC	± -																	
3 PLC	± .010																	
4 PLC	± -																	
ANGLES	± 1'																	
MATERIAL H04 BRASS		FINISH		CAGE CODE 00779		DRAWING NO C-1217996												
CUSTOMER DRAWING				RESTRICTED TO		SCALE 4:1												
				SHEET 1 OF 1		REV A												