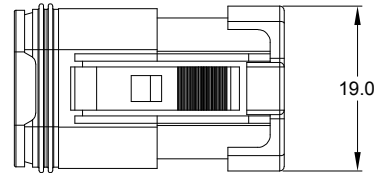
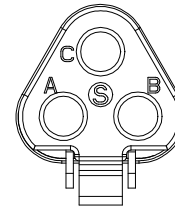
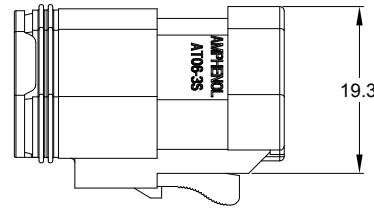
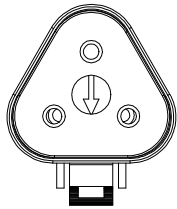
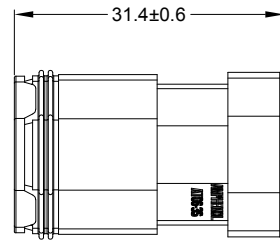
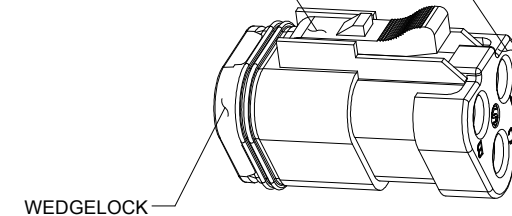


REVISIONS					
REV	ECO	DESCRIPTION	DATE	BY	APPR
A3	-	RELEASE NEW DWG FORMAT	03/JAN/14	ORION	
A4	C0548S	ADD WEDGELock AND UPDATE DIMENSIONS	26/JUN/16	JONY	
A5	C0540S	UPDATE DIMENSIONS	10/OCT/16	JONY	TOMMY
A6	-	ADD COLOR OPTION	23/NOV/20	LOUIE	TOMMY



STANDARD COLOR IS GREY,  
ADDITION COLOR SHOWN IN  
PART NUMBER CHART

REFER TO PART NUMBER CHART FOR  
AVAILABLE CONNECTOR COLORS



WEDGELock

NOTES: UNLESS OTHERWISE SPECIFIED

- MATERIAL:  
HOUSING: THERMOPLASTIC  
SEAL: SILICONE RUBBER  
WEDGELock: THERMOPLASTIC
- MODIFICATIONS: BLOCKED GROMMET
- SPECIFICATIONS:  
3.1 CURRENT RATING: 13 AMPS  
3.2 OPERATING TEMPERATURE: -55°C TO +125°C  
3.3 DIELECTRIC WITHSTANDING VOLTAGE: LESS THAN 2 MILLIAMPS CURRENT LEAKAGE @ 1500 VOLTS AC.  
3.4 INSULATION RESISTANCE: 1000 MEGOHMS MIN @ 25°C.  
3.5 MOISTURE RESISTANCE:  
IP68(1M OF WATER FOR A PERIOD OF 24 HOURS, MATED CONDITION)  
IP69K(MATED CONDITION)  
3.6 MATING CYCLE DURABILITY: 100 CYCLES  
3.7 RoHS COMPLIANT
- MATING PART: AT04-3P\* RECEPTACLE  
(\* = MODIFICATIONS AND COLORS)
- ALL DIMENSIONS ARE FOR REFERENCE USE ONLY.

PART NUMBER CHART	
COLOR	PART NUMBER
GREY	AT06-3S-SS01
BLACK	AT06-3S-SS01BLK
BLUE	AT06-3S-SS01BLU
BROWN	AT06-3S-SS01BRN
GREEN	AT06-3S-SS01GRN
RED	AT06-3S-SS01RED
WHITE	AT06-3S-SS01WHT
YELLOW	AT06-3S-SS01YEL
ORANGE	AT06-3S-SS01ORG

SEE PART NUMBER CHART		REF: DT06-3S-CP01, DT06-3S-C017	
QUANTITY	PART NUMBER	DESCRIPTION	ITEM
<b>MATERIALS LIST</b>			
<b>UNLESS OTHERWISE SPECIFIED</b> 1) All dimensions are in metric(mm). 2) Tolerances are as follows: 1 PL DEC ±0.30 Fractions ±1/64 2 PL DEC ±0.15 Angles ±1° 3 PL DEC ±0.08 3) Note reference =		<b>SIGNATURES</b> DRAWN: LOUIE CHECKED: ORION ENGINEER: APPROVAL: TOMMY	<b>DATE</b> 23NOV20 25NOV20 27NOV20
MATERIAL SPECIFICATIONS:		CUSTOMER:	
PROCESS SPECIFICATIONS:		THIS DRAWING IS SUPPLIED FOR INFORMATION ONLY. DESIGN FEATURES, SPECIFICATIONS AND PERFORMANCE DATA SHOWN HEREON ARE THE PROPERTY OF THE AMPHENOL CORPORATION. NO RIGHTS OF REPRODUCTION ARE IMPLIED. ALL DIMENSIONS ARE SUBJECT TO NORMAL MANUFACTURING VARIATIONS.	
NEXT ASSY:		<b>SIZE</b> B	<b>TYPE</b> C-
		<b>DWG NO:</b> AT06-3S-SS01XXX	<b>REVISION</b> A6
		<b>SCALE:</b> NONE	<b>SHEET</b> 1 <b>OF</b> 1

TITLE: PLUG, 3 SOCKET, AT SERIES, BLOCKED GROMMET  
DWG NO: AT06-3S-SS01XXX  
REV: A6  
SH: 1  
OF: 1