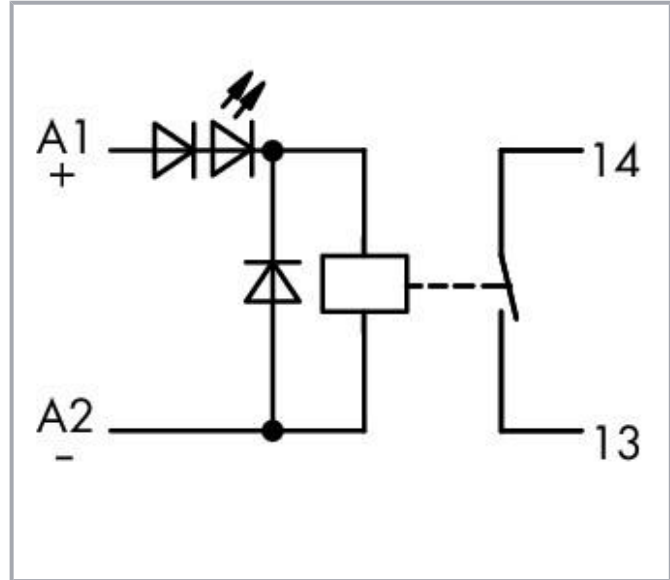



Data sheet | Item number: 288-364

Relay module; Nominal input voltage: 24 VDC; 1 make contact; Limiting continuous current: 5 A; Module width: 13 mm; 2,50 mm²; gray

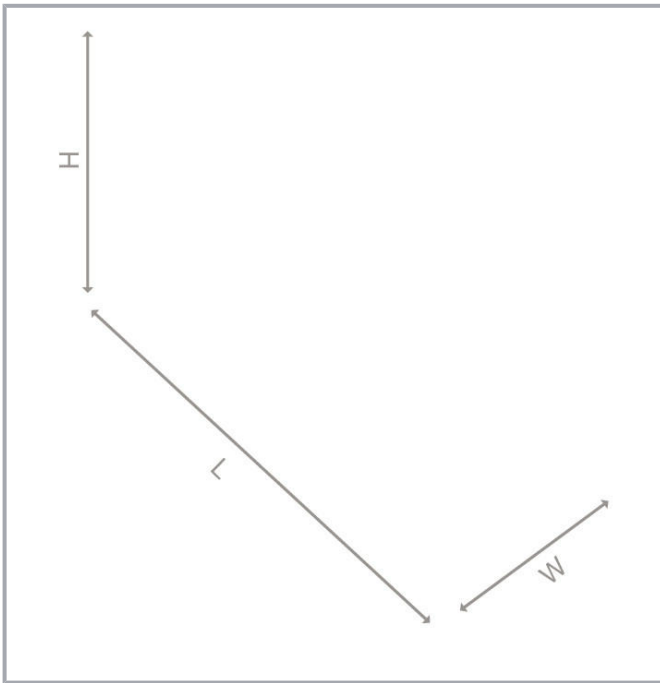
www.wago.com/288-364



Subject to changes. Please also observe the further product documentation!

WAGO Kontakttechnik GmbH & Co. KG
Hansastr. 27
32423 Minden
Phone: +49571 887-0 | Fax: +49571 887-169
Email: info.de@wago.com | Web: www.wago.com

Do you have any questions about our products?
We are always happy to take your call at +49 (571) 887-44222.



Data

Technical data

Number of make/switch-on contacts	1
Contact material (relay)	AgNi 0.15
Limiting continuous current	5 A
Inrush current (resistive) (max.)	(AC) 16 A / 4 s
Switching voltage (max.)	AC 250 V
Switching power (resistive) (max.)	AC 1250 VA
Pull-in time (typ.)	4 ms
Drop-out time (typ.)	6 ms
Bounce time (typ.)	2 ms
Electrical life (NO; resistive load; 23 °C)	200 x 10 ³ switching operations
Mechanical life	30 x 10 ⁶ switching operations
Nominal input voltage U_N	DC 24 V
Input voltage range	±10 %
Nominal input current at U_N	20 mA
Overvoltage category	II
Pollution degree	2

Subject to changes. Please also observe the further product documentation!

WAGO Kontakttechnik GmbH & Co. KG
Hansastr. 27
32423 Minden
Phone: +49571 887-0 | Fax: +49571 887-169
Email: info.de@wago.com | Web: www.wago.com

Do you have any questions about our products?
We are always happy to take your call at +49 (571) 887-44222.



Dielectric strength, control/load circuit (AC, 1 min)	4 kVrms
Insulation type (control/load circuit)	Reinforced insulation (safe isolation)
Insulation type (adjacent devices)	Reinforced insulation (safe isolation)
Line-to-neutral conductor voltage	AC / DC 300 V

Connection data

Connection technology	CAGE CLAMP®
WAGO Connector	WAGO 236 Series
Solid conductor	0.08 ... 2.5 mm ² / 28 ... 12 AWG
Fine-stranded conductor	0.08 ... 2.5 mm ² / 28 ... 12 AWG
Strip length	5 ... 6 mm / 0.2 ... 0.24 inch

Physical data

Width	13 mm / 0.512 inch
Height	85 mm / 3.346 inch
Depth from upper edge of DIN-rail	47 mm / 1.85 inch

Mechanical data

Mounting type	DIN-35 rail
---------------	-------------

Material data

Color	gray
Fire load	0.31 MJ
Weight	30.6 g

Environmental requirements

Surrounding air temperature (operation at U_N)	-25 ... 40 °C
Surrounding air temperature (storage)	-25 ... 70 °C
Processing temperature	-25 ... +50 °C
Max. temperature rise of connection cable	30 K
Relative humidity	5 ... 75 % (non-condensing)
Operating altitude (max.)	2000 m

Standards and specifications

Standards/Specifications	EN 61010-2-201
--------------------------	----------------





Subject to changes. Please also observe the further product documentation!

Commercial data

Product Group	6 (Interface Electronics)
PU (SPU)	15 (1) Stück
Packaging type	box
Country of origin	DE
GTIN	4045454468040
Customs tariff number	85364900990

Optional accessories

Marking accessories

Marking strip			
	Item no.: 709-196 Marking strips; for laser printer; translucent		www.wago.com/709-196
	Item no.: 709-178 Marking strips; on reel; 7.5 mm wide; not stretchable; plain; snap-on type; white		www.wago.com/709-178
	Item no.: 709-177 Marking strips; on reel; 7.5 mm wide; not stretchable; plain; snap-on type; translucent		www.wago.com/709-177
Tool			
Operating tool			
	Item no.: 210-720 Operating tool; Blade: 3.5 x 0.5 mm; with a partially insulated shaft; multicoloured		www.wago.com/210-720

Downloads

Documentation

Bid Text

288-364 docx - Datei	Feb 20, 2019	docx 16.0 kB	Download
288-364 X81 - Datei	Feb 19, 2019	xml 3.9 kB	Download

Instruction Leaflet

pdf Download

Subject to changes. Please also observe the further product documentation!



1.3 MB

Additional Information

Disposal; Electrical and electronic equipment, Packaging	V 1.0.0	pdf 265.8 kB	Download
--	---------	-----------------	----------

CAD/CAE-Data

CAD data

2D/3D Models 288-364	URL	Download
----------------------	-----	----------

CAE data

EPLAN Data Portal 288-364	URL	Download
---------------------------	-----	----------

WSCAD Universe 288-364	URL	Download
------------------------	-----	----------

ZUKEN Portal 288-364	URL	Download
----------------------	-----	----------

Environmental Product Compliance

Compliance Search


Environmental Product Compliance 288-364	URL	Download
--	-----	----------

Relay module; Nominal input voltage: 24 VDC; 1 make contact; Limiting continuous current: 5 A; Module width: 13 mm; 2,50 mm²; gray


Installation Notes

Inserting a conductor

Subject to changes. Please also observe the further product documentation!




Conductor termination – screwdriver actuation parallel to conductor entry




Conductor termination – screwdriver actuation perpendicular to conductor entry

Installation



Snapping a module onto DIN-rail.



Removing a module from the DIN-rail.

Subject to changes. Please also observe the further product documentation!