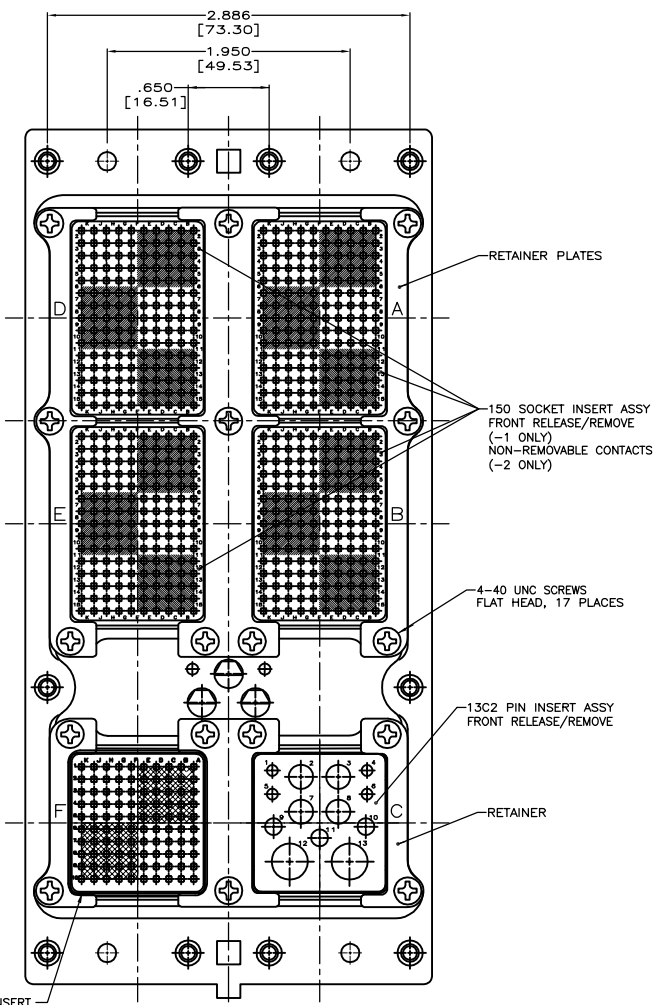
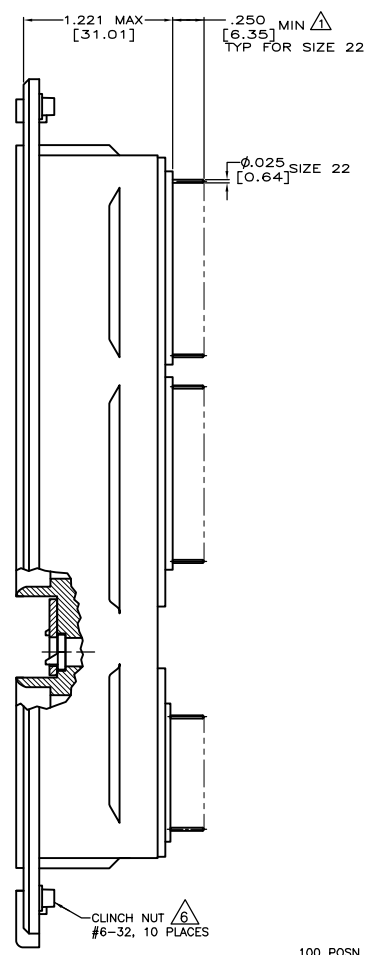
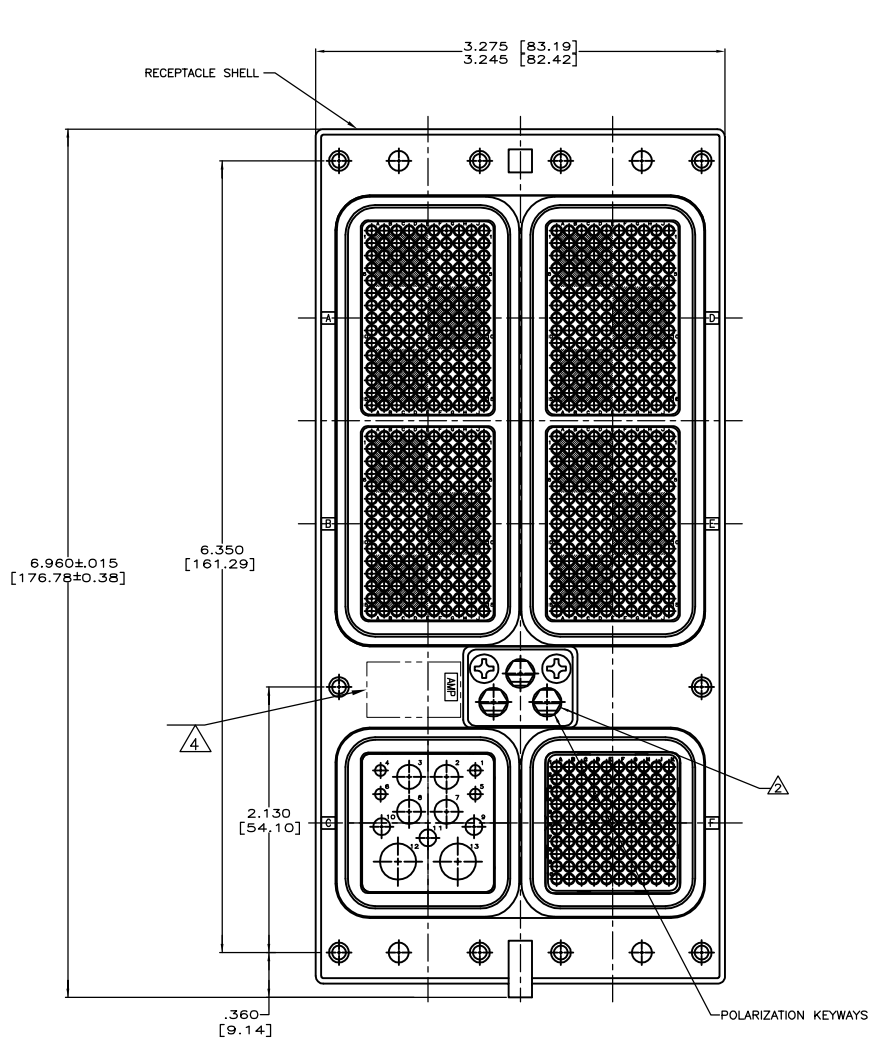


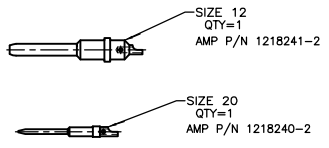
THIS DRAWING IS UNPUBLISHED.  
 (C) copyright - by -  
 ALL RIGHTS RESERVED.

REVISIONS				
P	REV	DESCRIPTION	DATE	APP'D
D	REV PER ECD	18-011575	7-23-18	CT RL



100 POSN. INSERT FRONT RELEASE/REMOVE (-1 ONLY) NON-REMOVABLE CONTACTS (-2 ONLY)

- △ CONNECTOR IS SUPPLIED WITH CONTACTS AS LISTED IN TABLE.
- △ CONNECTOR IS SUPPLIED WITH KEYING ASSEMBLED IN POSITION "01".
- 3. DUST COVER (QTY=2) INSTALLED FOR SHIPPING. (NOT SHOWN)
- △ TE LOGO APPEARS IN THIS APPROXIMATE LOCATION ON MACHINED FROM BILLET SHELLS.
- 5. ASSEMBLY SHOWN WITH DIE CAST SHELL. ASSEMBLIES WITH MACHINED SHELLS MAY VARY SLIGHTLY IN APPEARANCE.
- △ CLINCH NUTS SHALL MEET THE REQUIREMENTS OF NASM45938/7-4.



COMPONENT	MATERIAL	FINISH
SHELL	DIE CAST ALUMINUM PER ASTM-B-209 OR OF STYLE 3A05 2024-T4	ELECTROLESS NICKEL PER MIL-C-28074
INSERT RETENTION PLATES	ALUMINUM ALLOY PER ASTM-B-209	ELECTROLESS NICKEL PER MIL-C-28074
SCREWS AND LOCKWASHERS	STEEL OR STAINLESS STEEL	CHROMATE OVER ZINC OR PASSIVATED
POLARIZING KEYS	ZINC ALLOY PER ASTM-B-66	-
INSERTS	THERMOSET OR THERMOPLASTIC EPS PER MIL-M-24519	-
POLARIZING KEY RETAINING PLATE	ALUMINUM ALLOY PER ASTM-B-209	BLUE ANODIZED PER MIL-A-8625

1218241-2 AND 1218240-2	SZ 22 NON-REMOVABLE STAMPED & FORMED CONTACTS	1883910-2
1218241-2 AND 1218240-2	211431-4 (SIZE 22) FRONT RELEASE/REMOVE	1883910-1
CONTACTS INCLUDED AND NOT INSTALLED	CONTACTS INCLUDED AND INSTALLED	PART NUMBER

THIS DRAWING IS A CONTROLLED DOCUMENT. DATE: 1-28-07

TE Connectivity

RECEPTACLE ASSEMBLY, SIZE 3, ARINC 600 (150/150/13C2/150/150/100)

0.000000 A1 00779 C-1883910

CUSTOMER DRAWING SCALE: 2:1 SHEET 1 OF 1 REV D