


Knife disconnect terminal block - PTTBS 2,5-2MTB BU - 3210401

Please be informed that the data shown in this PDF Document is generated from our Online Catalog. Please find the complete data in the user's documentation. Our General Terms of Use for Downloads are valid (<http://phoenixcontact.com/download>)



Knife disconnect terminal block, Double level with angled contour and two disconnect knives, Connection type: Push-in connection, Cross section: 0.14 mm² - 4 mm², AWG: 26 - 12, Nominal current: 16 A, Nominal voltage: 400 V, Length: 127.5 mm, Width: 5.2 mm, Color: blue, Assembly: NS 35/7,5, NS 35/15

Product Features

- ✓ The Push-in connection terminal blocks are characterized by the system features of the CLIPLINE complete system and by easy and tool-free wiring of conductors with ferrules or solid conductors
- ✓ The compact design and front connection enable wiring in a confined space
- ✓ In addition to the testing facility in the double function shaft, all terminal blocks provide an additional test connection
- ✓ Convenient separation of circuits, thanks to lever-type disconnect knife
- ✓ Clear identification of the disconnect point, thanks to color highlighting



Key Commercial Data

Packing unit	1 pc
Minimum order quantity	50 pc
Weight per Piece (excluding packing)	23.2 g
Custom tariff number	85369010
Country of origin	Poland

Technical data

General

Number of levels	2
Number of connections	4
Nominal cross section	2.5 mm ²
Color	blue
Insulating material	PA
Flammability rating according to UL 94	V0
Rated surge voltage	6 kV
Pollution degree	3

Knife disconnect terminal block - PTTBS 2,5-2MTB BU - 3210401

Technical data

General

Overvoltage category	III
Insulating material group	I
Ambient temperature (operation)	-60 °C ... 130 °C
Connection in acc. with standard	IEC 60947-7-1
Maximum load current	16 A (with 4 mm ² conductor cross section)
Nominal current I _N	16 A
Nominal voltage U _N	400 V
Open side panel	ja

Dimensions

Width	5.2 mm
Length	127.5 mm
Height	63.10 mm
Height NS 35/7,5	64.3 mm
Height NS 35/15	71.8 mm

Connection data

Connection method	Push-in connection
Connection in acc. with standard	IEC 60947-7-1
Conductor cross section solid min.	0.14 mm ²
Conductor cross section solid max.	4 mm ²
Conductor cross section AWG min.	26
Conductor cross section AWG max.	12
Conductor cross section flexible min.	0.14 mm ²
Conductor cross section flexible max.	2.5 mm ²
Min. AWG conductor cross section, flexible	26
Max. AWG conductor cross section, flexible	14
Conductor cross section flexible, with ferrule without plastic sleeve min.	0.14 mm ²
Conductor cross section flexible, with ferrule without plastic sleeve max.	2.5 mm ²
Conductor cross section flexible, with ferrule with plastic sleeve min.	0.14 mm ²
Conductor cross section flexible, with ferrule with plastic sleeve max.	2.5 mm ²
2 conductors with same cross section, stranded, TWIN ferrules with plastic sleeve, max.	0.5 mm ²
Conductor cross section AWG min.	26
Conductor cross section AWG max.	12
Stripping length	8 mm ... 10 mm
Internal cylindrical gage	A3

Knife disconnect terminal block - PTTBS 2,5-2MTB BU - 3210401

Classifications

eCl@ss

eCl@ss 5.1	27141126
eCl@ss 6.0	27141120
eCl@ss 8.0	27141126

ETIM

ETIM 5.0	EC000902
----------	----------

Approvals

Approvals


Approvals


CSA / UL Recognized / cUL Recognized / cULus Recognized

Ex Approvals

Approvals submitted


Approval details

CSA 		
	B	C
mm ² /AWG/kcmil	26-12	26-12
Nominal current IN	10 A	10 A
Nominal voltage UN	300 V	300 V

UL Recognized 			
		B	C
mm ² /AWG/kcmil	26-12	26-12	
Nominal current IN	16 A	16 A	
Nominal voltage UN	300 V	300 V	

Knife disconnect terminal block - PTTBS 2,5-2MTB BU - 3210401

Approvals

cUL Recognized 			
		B	C
mm ² /AWG/kcmil	26-12	26-12	
Nominal current I _N	16 A	16 A	
Nominal voltage U _N	300 V	300 V	

cULus Recognized 			
--	--	--	--

Drawings

Circuit diagram

