

NOTES:

1. MATERIAL: HOUSING -LIQUID CRYSTAL POLYMER (LCP) GLASS-FILLED. UL 94-0. COLOR BLACK. SIGNAL & SHIELD -HIGH PERFORMANCE COPPER ALLOY.
2. FINISHES:
CONTACT AREA: SELECTIVE GOLD (Au)
PCB TAILS: SELECTIVE MATTE TIN (Sn)
NICKEL (Ni) OVERALL.
3. THIS PART CONFORMS TO MOLEX PRODUCT SPECIFICATION PS-74031-999.
4. FOR MIXED CONTACT MATING LENGTHS CONSULT MOLEX FOR AVAILABILITY.
5. FOR SPECIFIC PART NUMBER AND MATING INFORMATION REFER TO SHEET 2.
6. PACKAGE PER PK-74061-003.
7. MARK PART NUMBER AND DATE CODE APPROXIMATELY WHERE SHOWN
8. MAPS (MOLEX ADVACED PLATING SYSTEM).

THE PRIMARY CARTON WITH A LABEL STATING "ELV AND RoHS COMPLIANT" IS LEAD FREE. CARTONS WITHOUT THIS LABEL MAY CONTAIN LEAD.

LEAD FREE CONVERSION EC NO: UCP2013-0687 DRAWINGS: 2012/08/24 CHKD:MMOLFE 2012/11/28 APPR:SMILLER 2012/12/14 REV. DESCRIPTION	QUALITY SYMBOLS	GENERAL TOLERANCES (UNLESS SPECIFIED)	DIMENSION STYLE	SCALE	DESIGN UNITS	THIRD ANGLE PROJECTION
	▽=0	mm INCH	MM ONLY	2.5:1	METRIC	
	▽=0	4 PLACES ± --- ± ---	DRAWN BY DATE	TITLE	HSD SALES ASSEMBLY	
	▽=0	3 PLACES ± --- ± ---	MQWANG 2001/03/26	CHECKED BY DATE	8 ROW SHIELD END	
	2 PLACES ± --- ± ---	1 PLACE ± --- ± ---	JLAURX 2001/04/01	APPROVED BY DATE	BACKPLANE	
	0 PLACE ± --- ± ---	ANGULAR ±1/2°	CBIXLER 2001/04/01	MATERIAL NO.	DOCUMENT NO.	SHEET NO.
		DRAFT WHERE APPLICABLE MUST REMAIN WITHIN DIMENSIONS	SEE SHEET 2	SD-74651-002		1 OF 2
			THIS DRAWING CONTAINS INFORMATION THAT IS PROPRIETARY TO MOLEX INCORPORATED AND SHOULD NOT BE USED WITHOUT WRITTEN PERMISSION			

M/N 74651-()		-**1*	-**2*	-**3*	-**4*	-**5*	-**6*	-**7*	-**8*
KEYING PIN ORIENTATION	0	A	B	C	D	E	F	G	H

74651-****

NUMBER OF COLUMNS/
PLATING

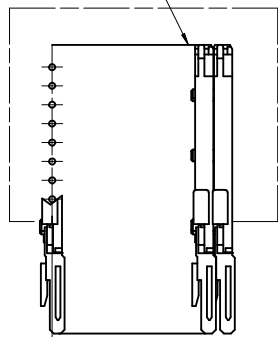
- 10 = 10 COLUMN MATTE TIN (FORMERLY TIN/LEAD)
- 25 = 25 COLUMN MATTE TIN (FORMERLY TIN/LEAD)
- 60 = 10 COLUMN MATTE TIN (MAPS)
- 75 = 25 COLUMN MATTE TIN (MAPS)
- 90 = 10 COLUMN MATTE TIN
- 85 = 25 COLUMN MATTE TIN

CONTACT LOAD
(PIN LENGTH)

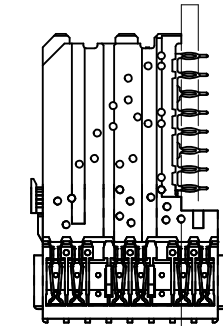
- 1 & 6 = 4.75
- 2 & 7 = 6.25
- 3 & 8 = 4.25
- 4 & 9 = 5.15

PART NUMBER	COLUMN	NUMBER OF SIGNAL PIN	NUMBER OF SHIELD	A	B	M	GOLD THICKNESS MICROMETER	TIN THICKNESS MICROMETER
74651-60*1	10	60	10	27.00	18.00	4.75	0.25 MAPS	0.76-1.52
74651-*0*1							0.76	
74651-*0*6							1.27	
74651-75*1	25	150	25	57.00	48.00	4.75	0.25 MAPS	
74651-*5*1							0.76	
74651-*5*6							1.27	
74651-60*2	10	60	10	27.00	18.00	6.25	0.25 MAPS	
74651-*0*2							0.76	
74651-*0*7							1.27	
74651-75*2	25	150	25	57.00	48.00	6.25	0.25 MAPS	
74651-*5*2							0.76	
74651-*5*7							1.27	
74651-60*3	10	60	10	27.00	18.00	4.25	0.25 MAPS	
74651-*0*3							0.76	
74651-*0*8							1.27	
74651-75*3	25	150	25	57.00	48.00	4.25	0.25 MAPS	
74651-*5*3							0.76	
74651-*5*8							1.27	
74651-60*4	10	60	10	27.00	18.00	5.15	0.25 MAPS	
74651-*0*4							0.76	
74651-*0*9							1.27	
74651-75*4	25	150	25	57.00	48.00	5.15	0.25 MAPS	
74651-*5*4							0.76	
74651-*5*9							1.27	

DAUGHTERCARD
CONNECTOR SIDE

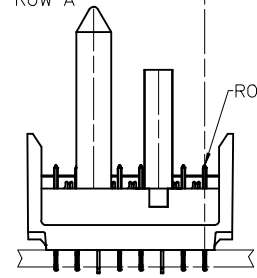
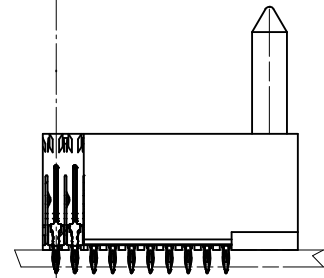


0.41
SIGNAL TO SIGNAL



2.45
TOP DAUGHTERCARD
PCB TO CENTER OF
ROW A

ROW A



SEE SHEET 1 EC NO: UCP2013-0687 DRWNGES 2012/08/24 CHKD:MWLF 2012/11/28 APPR:SMILLER 2012/12/14	QUALITY SYMBOLS	GENERAL TOLERANCES (UNLESS SPECIFIED)	DIMENSION STYLE MM ONLY	SCALE 2.5:1	DESIGN UNITS METRIC	THIRD ANGLE PROJECTION
	▽=0	mm INCH	DRAWN BY DATE MOWANG 2001/03/26	TITLE HSD SALES ASSEMBLY 8 ROW SHIELD END BACKPLANE		SHEET NO. 2 OF 2
	▽=0	4 PLACES ± --- ± ---	CHECKED BY DATE JLAURX 2001/04/01	SEE TABLE MATERIAL NO. SD-74651-002		
	▽=0	3 PLACES ± --- ± ---	APPROVED BY DATE 2001/04/01			
▽=0	2 PLACES ± --- ± ---	0 PLACE ± ±				
		ANGULAR ±1/2°	SIZE C	DOCUMENT NO. SD-74651-002		
		DRAFT WHERE APPLICABLE MUST REMAIN WITHIN DIMENSIONS				