

## N-Channel Power MOSFET

600V, 20A, 196mΩ


### FEATURES

- Super-Junction technology
- High performance, small  $R_{DS(on)} * Q_g$  figure of merit (FOM)
- High ruggedness performance
- 100% UIS &  $R_g$  tested
- High commutation performance
- ROHS Compliant
- Halogen-free according to IEC 61249-2-21

KEY PERFORMANCE PARAMETERS		
PARAMETER	VALUE	UNIT
$V_{DS}$	600	V
$R_{DS(on)}$ (max)	196	mΩ
$Q_g$	38	nC

### APPLICATIONS

- Power Supply
- AC/DC LED Lighting



ABSOLUTE MAXIMUM RATINGS ( $T_A = 25^\circ\text{C}$ unless otherwise noted)			
PARAMETER	SYMBOL	LIMIT	UNIT
Drain-Source Voltage	$V_{DS}$	600	V
Gate-Source Voltage	$V_{GS}$	$\pm 30$	V
Continuous Drain Current (Note 1)	$I_D$	$T_C = 25^\circ\text{C}$	20
		$T_C = 100^\circ\text{C}$	12
Pulsed Drain Current (Note 2)	$I_{DM}$	60	A
Total Power Dissipation @ $T_C = 25^\circ\text{C}$	$P_D$	70	W
Single Pulse Avalanche Energy (Note 3)	$E_{AS}$	450	mJ
Single Pulse Avalanche Current (Note 3)	$I_{AS}$	4.2	A
Operating Junction and Storage Temperature Range	$T_J, T_{STG}$	- 55 to +150	$^\circ\text{C}$

THERMAL PERFORMANCE			
PARAMETER	SYMBOL	MAXIMUM	UNIT
Junction to Case Thermal Resistance	$R_{\theta JC}$	1.8	$^\circ\text{C/W}$
Junction to Ambient Thermal Resistance	$R_{\theta JA}$	62	$^\circ\text{C/W}$

**Thermal Performance Note:**  $R_{\theta JA}$  is the sum of the junction-to-case and case-to-ambient thermal resistances. The case-thermal reference is defined at the solder mounting surface of the drain pins.  $R_{\theta JC}$  is guaranteed by design while  $R_{\theta CA}$  is determined by the user's board design.

<b>ELECTRICAL SPECIFICATIONS</b> ( $T_A = 25^\circ\text{C}$ unless otherwise noted)						
PARAMETER	CONDITIONS	SYMBOL	MIN	TYP	MAX	UNIT
<b>Static</b>						
Drain-Source Breakdown Voltage	$V_{GS} = 0\text{V}, I_D = 1\text{mA}$	$BV_{DSS}$	600	--	--	V
Gate Threshold Voltage	$V_{DS} = V_{GS}, I_D = 1\text{mA}$	$V_{GS(TH)}$	3	4.3	5	V
Gate Body Leakage	$V_{GS} = \pm 30\text{V}, V_{DS} = 0\text{V}$	$I_{GSS}$	--	--	$\pm 100$	nA
Zero Gate Voltage Drain Current	$V_{DS} = 600\text{V}, V_{GS} = 0\text{V}$	$I_{DSS}$	--	--	1	$\mu\text{A}$
Drain-Source On-State Resistance (Note 4)	$V_{GS} = 10\text{V}, I_D = 9.5\text{A}$	$R_{DS(on)}$	--	170	196	m $\Omega$
<b>Dynamic</b> (Note 5)						
Total Gate Charge	$V_{DS} = 300\text{V}, I_D = 20\text{A},$ $V_{GS} = 10\text{V}$	$Q_g$	--	39	--	nC
Gate-Source Charge		$Q_{gs}$	--	12	--	
Gate-Drain Charge		$Q_{gd}$	--	18	--	
Input Capacitance	$V_{DS} = 300\text{V}, V_{GS} = 0\text{V},$ $f = 1.0\text{MHz}$	$C_{iss}$	--	1535	--	pF
Output Capacitance		$C_{oss}$	--	47	--	
Reverse Transfer Capacitance		$C_{rss}$	--	10	--	
Gate Resistance	$f = 1.0\text{MHz}$	$R_g$	--	1.9	3.8	$\Omega$
<b>Switching</b> (Note 6)						
Turn-On Delay Time	$V_{DD} = 300\text{V}, R_G = 10\Omega,$ $I_D = 10\text{A}, V_{GS} = 10\text{V},$	$t_{d(on)}$	--	31	--	ns
Turn-On Rise Time		$t_r$	--	31	--	
Turn-Off Delay Time		$t_{d(off)}$	--	56	--	
Turn-Off Fall Time		$t_f$	--	12	--	
<b>Source-Drain Diode</b>						
Body-Diode Continuous Forward Current		$I_S$	--	--	20	A
Body-Diode Pulsed Current		$I_{SM}$	--	--	60	A
Forward Voltage (Note 4)	$I_S = 20\text{A}, V_{GS} = 0\text{V}$	$V_{SD}$	--	--	1.5	V
Reverse Recovery Time	$I_S = 20\text{A}$	$t_{rr}$	--	411	--	ns
Reverse Recovery Charge		$di_f/dt = 100\text{A}/\mu\text{s}$	$Q_{rr}$	--	8.13	--

**Notes:**

- Current limited by package.
- Pulse width limited by the maximum junction temperature.
- $L = 50\text{mH}, I_{AS} = 4.2\text{A}, V_{DD} = 50\text{V}, R_G = 25\Omega,$  Starting  $T_J = 25^\circ\text{C}$
- Pulse test:  $PW \leq 300\mu\text{s},$  duty cycle  $\leq 2\%$ .
- For DESIGN AID ONLY, not subject to production testing.
- Switching time is essentially independent of operating temperature.

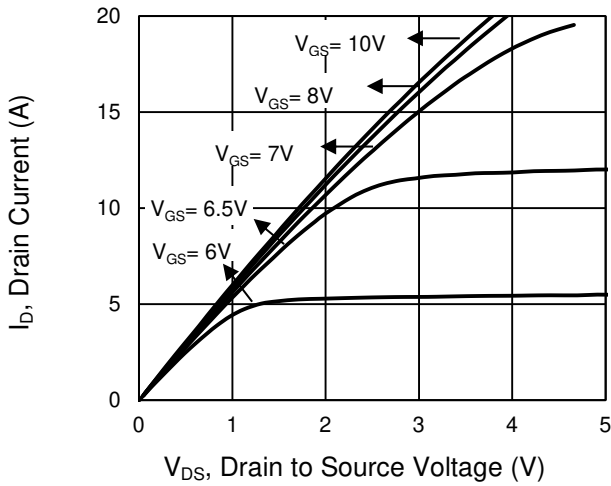
**ORDERING INFORMATION**

ORDERING CODE	PACKAGE	PACKING
TSM60NC196CI C0G	ITO-220	50pcs / Tube

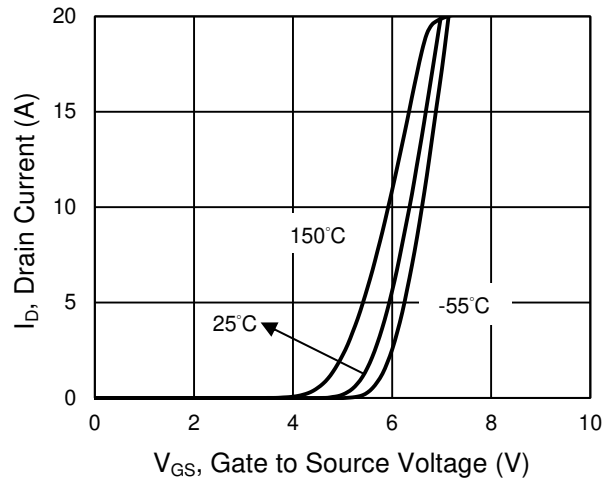
**CHARACTERISTICS CURVES**

( $T_C = 25^\circ\text{C}$  unless otherwise noted)

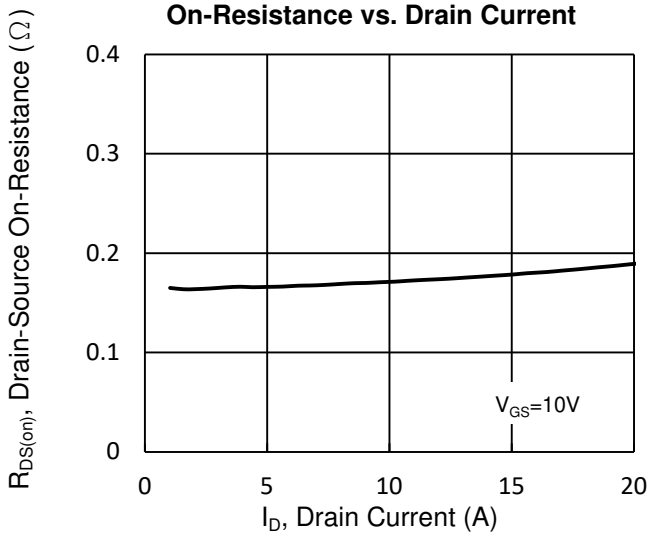
**Output Characteristics**



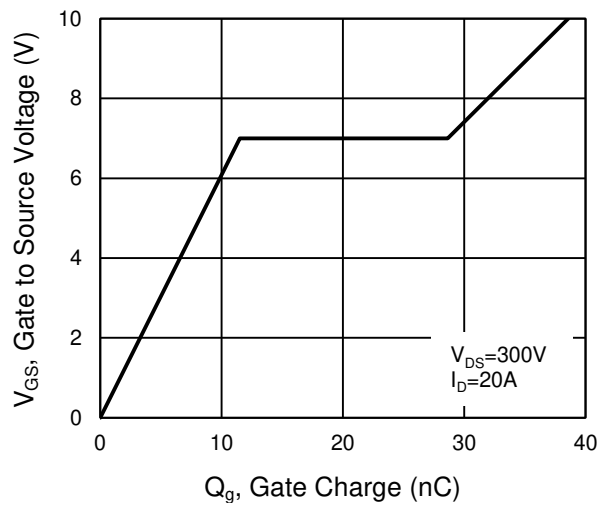
**Transfer Characteristics**



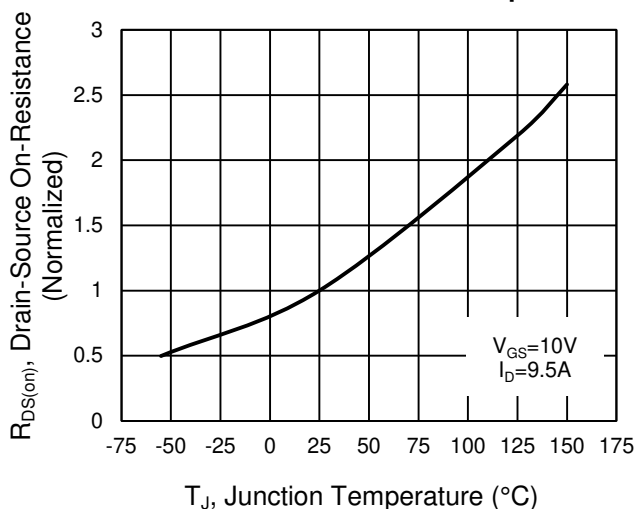
**On-Resistance vs. Drain Current**



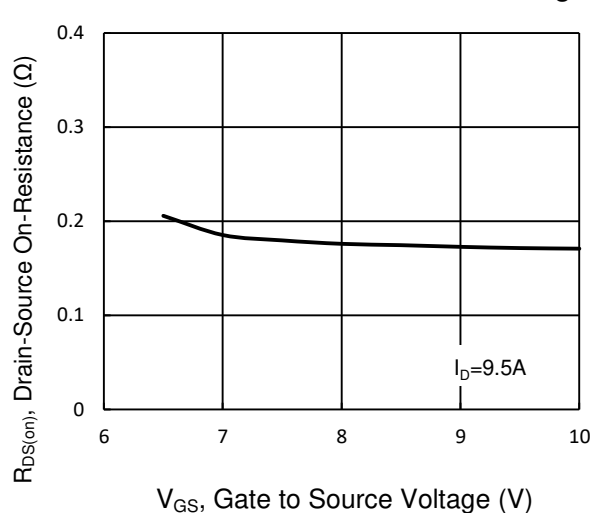
**Gate-Source Voltage vs. Gate Charge**



**On-Resistance vs. Junction Temperature**



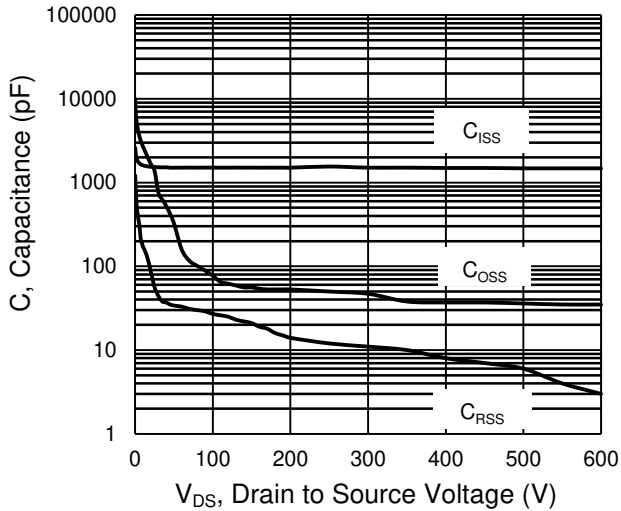
**On-Resistance vs. Gate-Source Voltage**



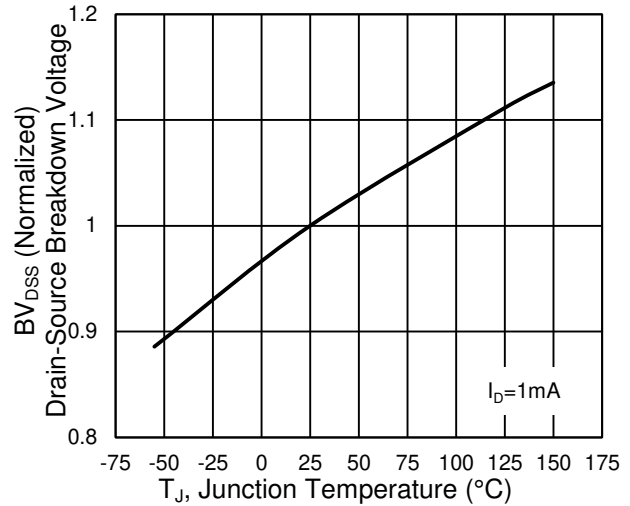
**CHARACTERISTICS CURVES**

( $T_C = 25^\circ\text{C}$  unless otherwise noted)

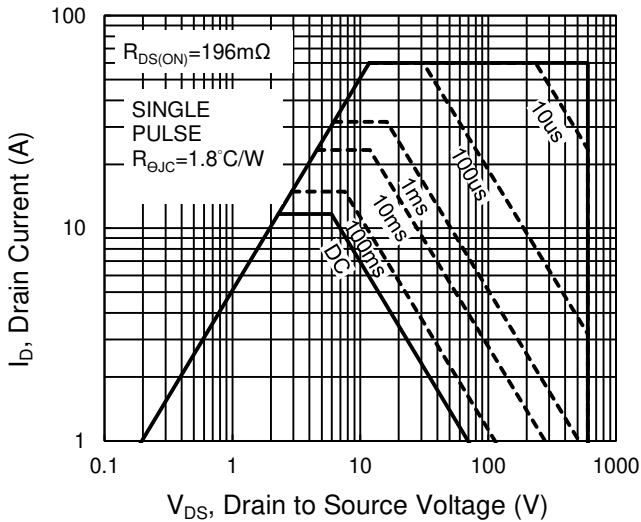
**Capacitance vs. Drain-Source Voltage**



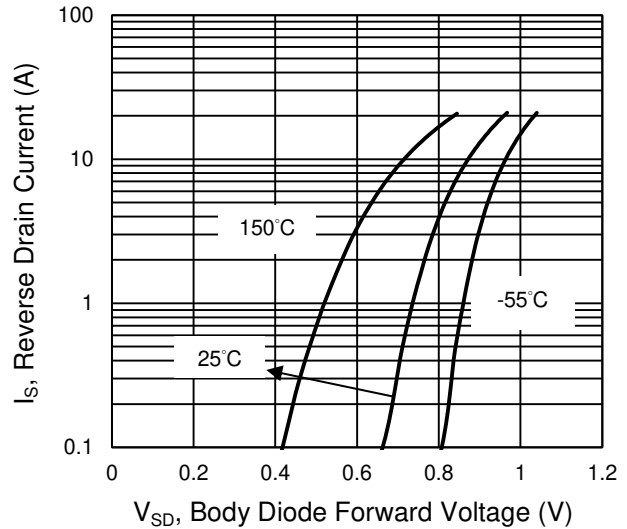
**$BV_{DSS}$  vs. Junction Temperature**



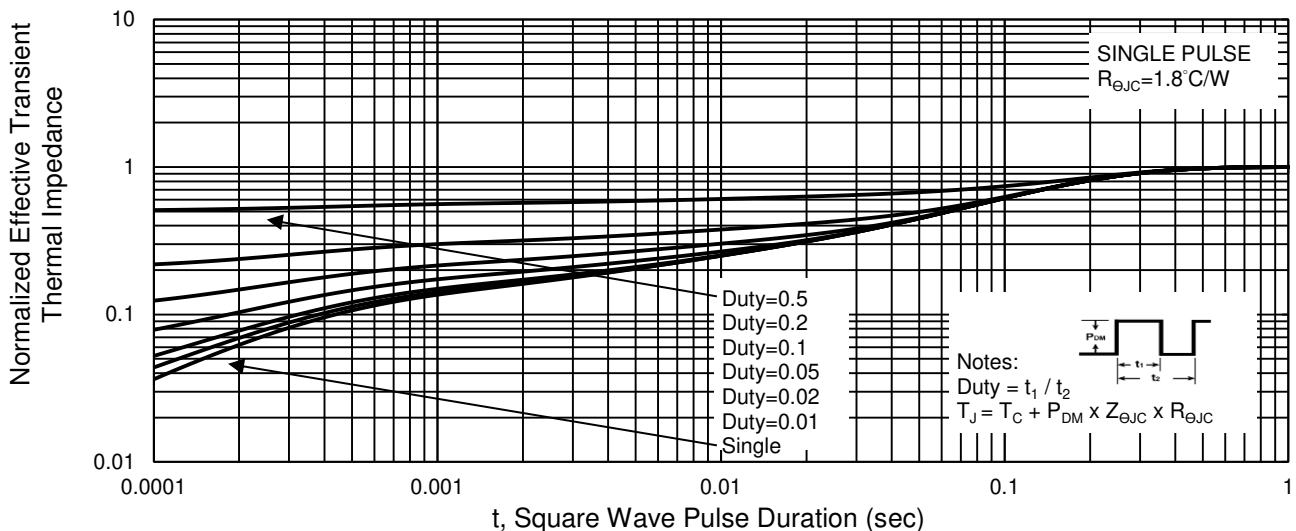
**Maximum Safe Operating Area, Junction-to-Case**



**Source-Drain Diode Forward Current vs. Voltage**

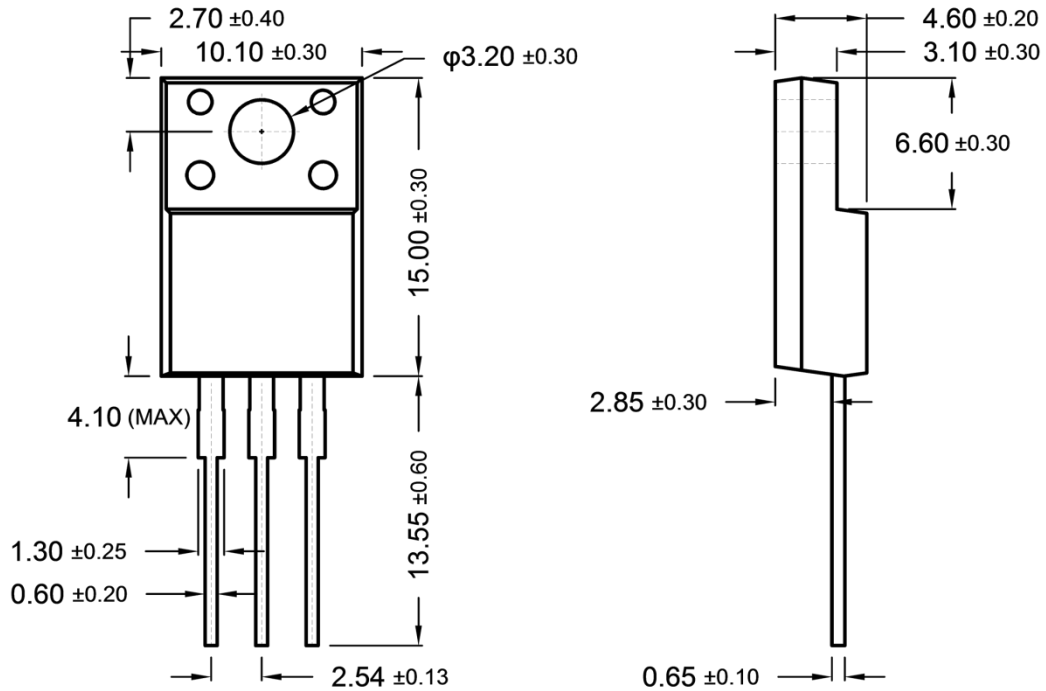


**Normalized Thermal Transient Impedance, Junction-to-Case**

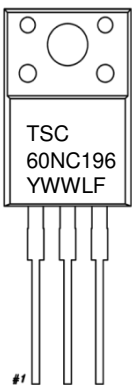


**PACKAGE OUTLINE DIMENSIONS** (Unit: Millimeters)

**ITO-220**



**MARKING DIAGRAM**



- Y** = Year Code
- WW** = Week Code (01~52)
- L** = Lot Code (1~9,A~Z)
- F** = Factory Code

## Notice

Specifications of the products displayed herein are subject to change without notice. TSC or anyone on its behalf, assumes no responsibility or liability for any errors or inaccuracies.

Purchasers are solely responsible for the choice, selection, and use of TSC products and TSC assumes no liability for application assistance or the design of Purchasers' products.

Information contained herein is intended to provide a product description only. No license, express or implied, to any intellectual property rights is granted by this document. Except as provided in TSC's terms and conditions of sale for such products, TSC assumes no liability whatsoever, and disclaims any express or implied warranty, relating to sale and/or use of TSC products including liability or warranties relating to fitness for a particular purpose, merchantability, or infringement of any patent, copyright, or other intellectual property right.

The products shown herein are not designed for use in medical, life-saving, or life-sustaining applications. Customers using or selling these products for use in such applications do so at their own risk and agree to fully indemnify TSC for any damages resulting from such improper use or sale.