

DUAL LOOP PHASE LOCKED COAXIAL RESONATOR OSCILLATOR

DLCRO SERIES:

4 –15 GHz (MULTIPLIED)

FEATURES

- High Performance in a small package
- Excellent spurious performance
- Excellent performance/cost ratio
- 100% burn-in and temperature testing
- Three-year warranty



The DLCRO Series phase-locked source offers excellent phase noise and spurious performance in a 2.25"Wx2.25"Lx.60"H housing. The dual loop configuration improves phase noise and spurious performance compared to a single loop design, and has the flexibility to allow output frequencies that are not direct multiples of the input. Available in fixed frequencies from 800 MHz to 15 GHz in fundamental or multiplied configurations. The DLC can operate with external reference of 1 to 200 MHz, and with 8 to 15 VDC supply input.

ELECTRICAL SPECIFICATIONS

Output frequency range.....4 – 15 GHz
(>15 GHz, consult factory)
Output power.....+13 dBm minimum
Output Harmonics.....-50 dBc maximum
Output Spurious.....-70 dBc maximum
Input frequency range.....1 –200 MHz
Input impedance.....50 ohms
Load VSWR.....1.5:1
DC power requirements.....+8 to +15 volts @ 250 mA
(specify)
Phase noise.....See graphs

ENVIRONMENTAL CONDITIONS

Temperature
Operating..... -10 to +60°C
Storage -50 to +100°C
Humidity 95% at 40°C noncondensing
Shock (survival) 30 g's, 10 ms pulse
Vibration (survival) 20 to 2000 Hz random to 4 g's rms
Weight..... 90 grams
Extended temperature available, contact factory.

ORDERING INFORMATION

DLCRO- _____ - _____ - _____ P
External Reference Output Frequency ALARM D.C. Supply
Frequency (MHz) (MHz) (+volts)

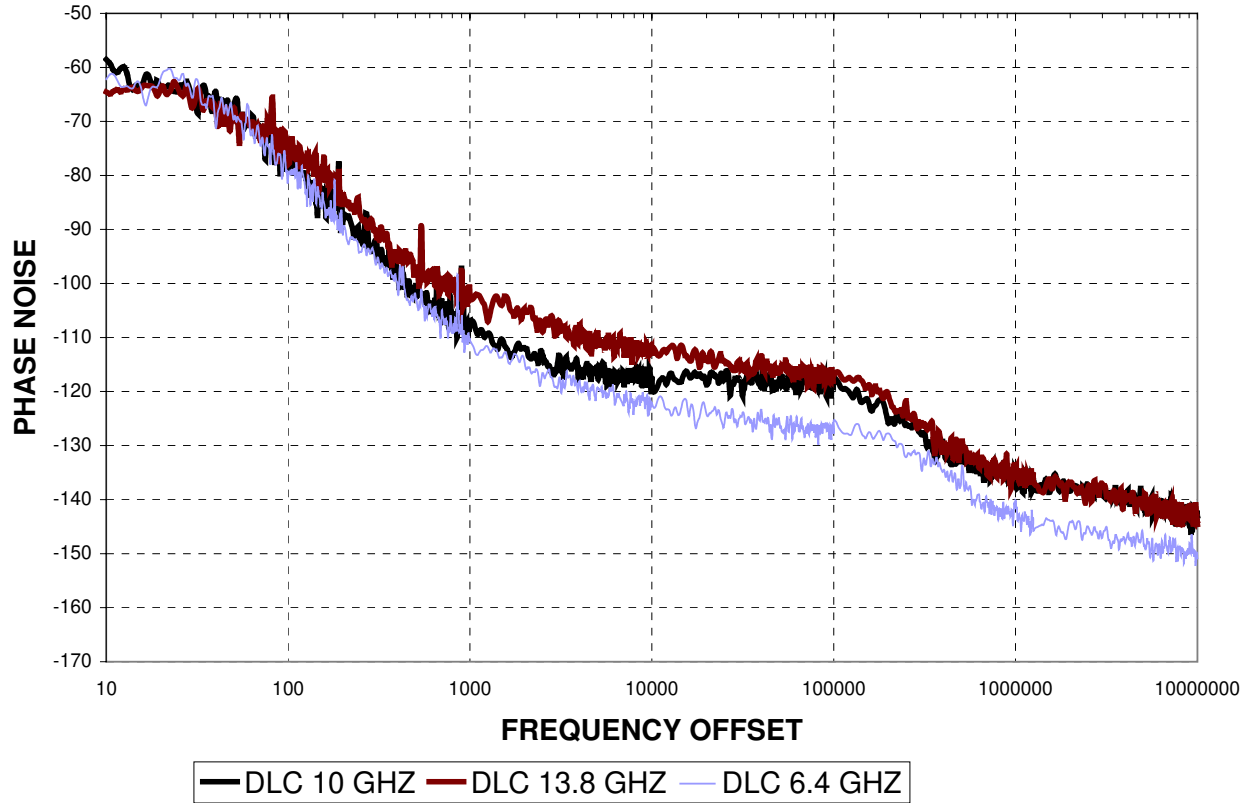
Alarm options:

3. TTL: low in-lock, high out-of-lock
4. TTL: high in-lock, low out-of-lock

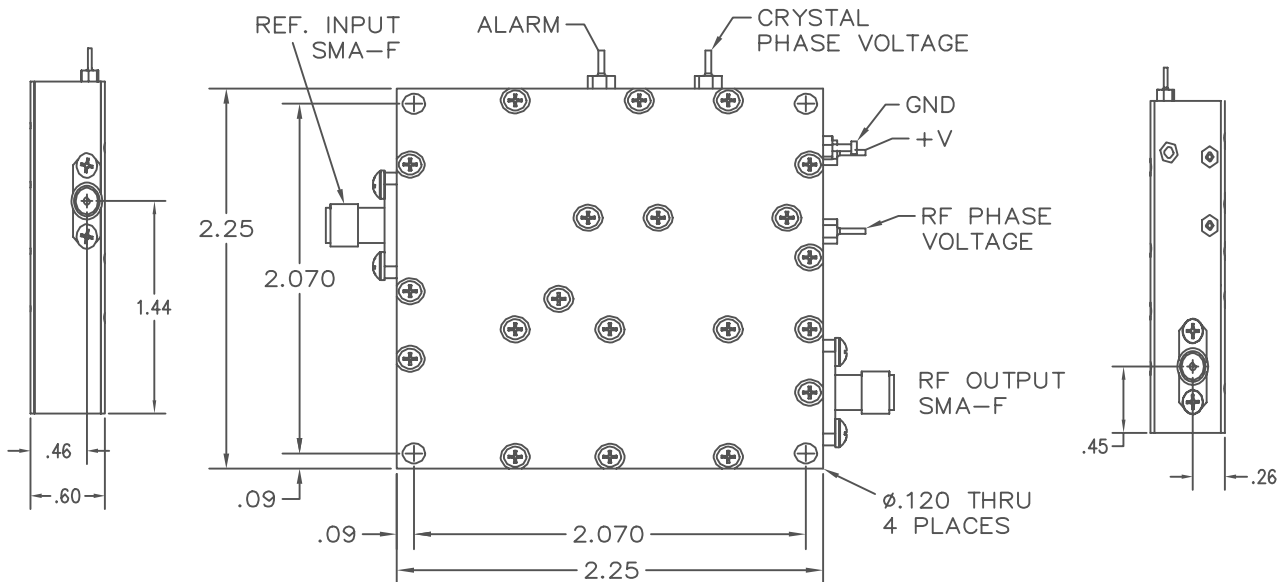


DUAL LOOP PHASE LOCKED COAXIAL RESONATOR OSCILLATOR

DLCRO PHASE NOISE



DLCRO OUTLINE DRAWING

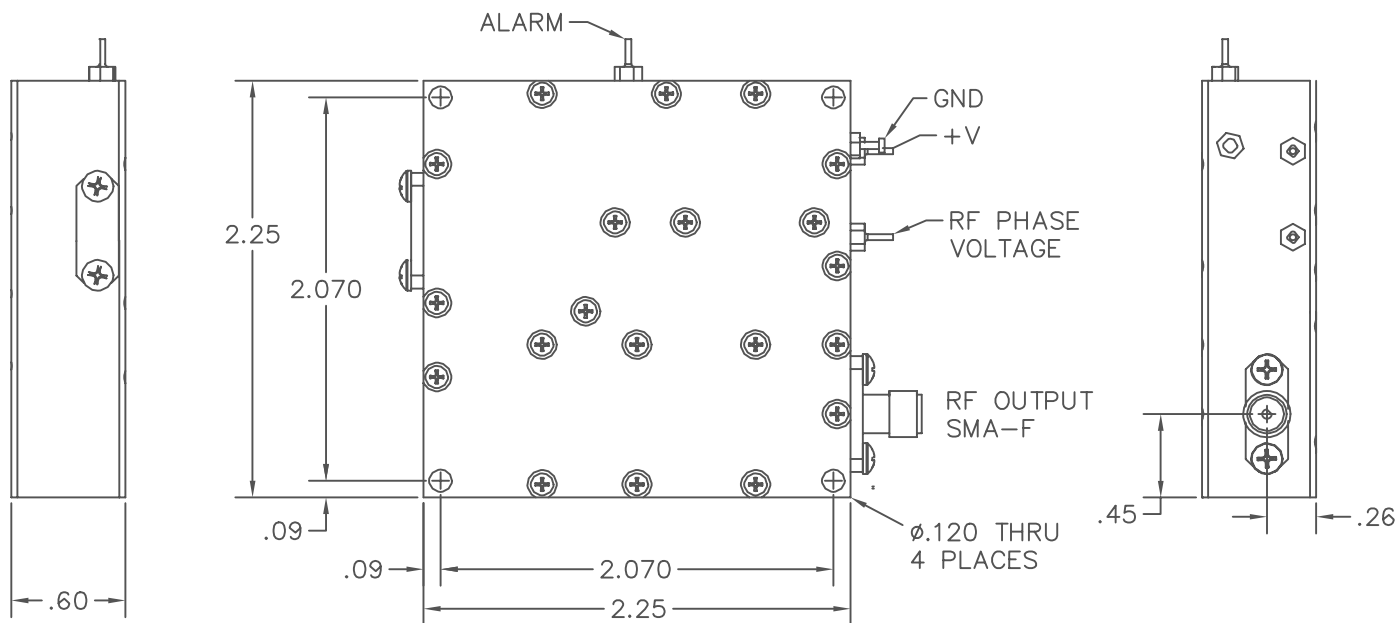


Outline A:

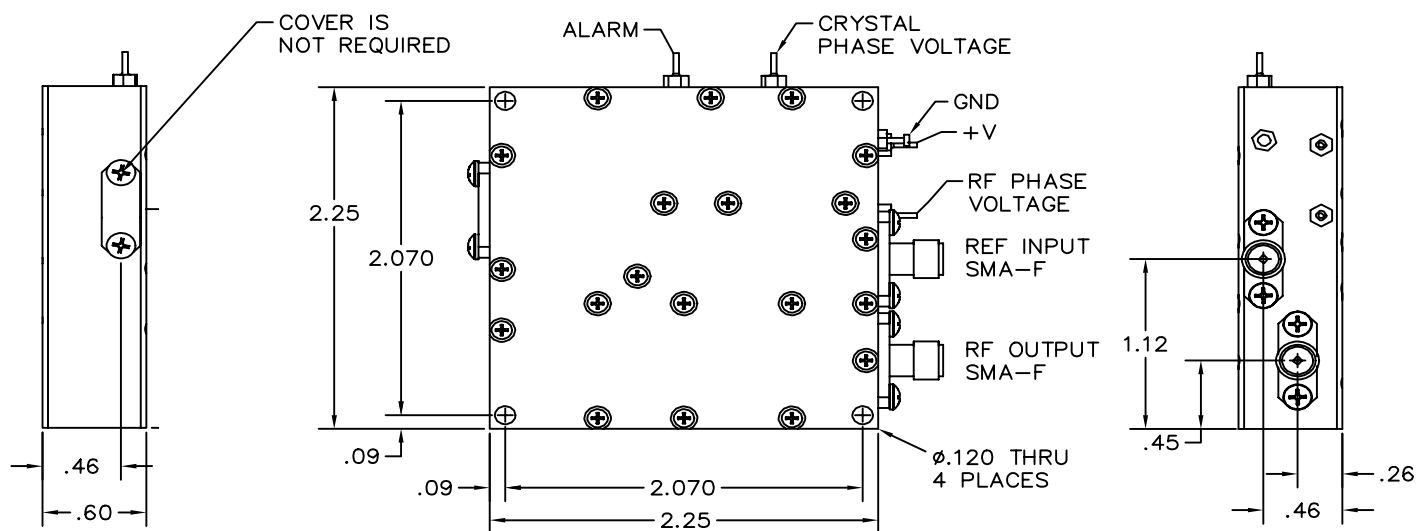
DLCRO

DUAL LOOP PHASE LOCKED COAXIAL RESONATOR OSCILLATOR

DLCRO OUTLINE DRAWING



DLCRO-1



Outline B:

DLCRO

