

# NLP65 Medical Series

Single, dual and triple output



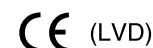
LOW POWER AC/DC POWER SUPPLIES

65W AC/DC Universal Input Switch Mode Power Supplies

1

- 85VAC to 264VAC universal input range
- Harmonic current correction as standard
- Maximum component height 1.26 inches
- UL, CSA and VDE safety approvals
- Overvoltage and short circuit protection
- 5 x 3 x 1.26 inch (127.0 x 76.2 x 32mm) footprint

The NLP65 Medical series is a 65W universal input AC/DC power supply with input harmonic current correction as standard. This compact design, packed in a 5 x 3 inch card with a maximum component height of 1.26 inches, is ideal for use in a variety of medical, laboratory and dental applications such as centrifuges, incubators and infusion pumps. The NLP65 Medical series comprises of eight models in single, dual and triple output configurations. Providing 65 Watts of continuous output power with free air convection, the NLP65 Medical series will deliver 75 Watts output power with 20CFM of air. The series, with full medical safety approval to EN60601 and UL2601, is CE marked, greatly accelerating design-in time and reducing system compliance costs.



2 YEAR WARRANTY

All specifications are typical at nominal input, full load at 25°C unless otherwise stated

## SPECIFICATIONS

### OUTPUT SPECIFICATIONS

Output power	Natural convection	65W max.
Total regulation		See table
Rise time	At turn-on	1.0s, max.
Transient response	Main output	5.0% max. dev.,
	25% step at 0.1A/μs	1ms recovery to 1.0%
Temperature coefficient		±0.02%/°C
Overvoltage protection	Main outputs	125%, ±10%
Short circuit protection	Cyclic operation	Yes

### INPUT SPECIFICATIONS

Input voltage range (See Note 2)	Universal input	85 to 264VAC
Input frequency range		47Hz to 63Hz
Input surge current (cold start)	120VAC	17A max.
	230VAC	32A max.
Safety ground leakage current	264VAC, 60Hz	95μA
Input current	120VAC	1.05A rms
	230VAC	0.51A rms
Input fuse		250VAC F 3.15A

### EMC CHARACTERISTICS

Conducted emissions	EN55022, FCC part 15	Level A
Radiated emissions	EN55022, FCC part 15	Level A
ESD air	EN61000-4-2, level 3	Perf. criteria 1
ESD contact	EN61000-4-2, level 4	Perf. criteria 1
Surge	EN61000-4-5, level 3	Perf. criteria 1
Fast transients	EN61000-4-4, level 3	Perf. criteria 1
Radiated immunity	EN61000-4-3, level 3	Perf. criteria 2
Conducted immunity	EN61000-4-6, level 3	Perf. criteria 2

### GENERAL SPECIFICATIONS

Hold-up time	120VAC, 60Hz	16ms @65W
Efficiency	120VAC, 65W	72% typ.
Isolation voltage	Input/output	4000VAC
	Input/chassis	1500VAC
Switching frequency	Fixed	100kHz, ±5kHz
Approvals and standards		EN60601, UL2601 CSA 22.2 No. 125
Weight		283g (10 oz)
MTBF	MIL-HDBK-217F	150,000 hours

### ENVIRONMENTAL SPECIFICATIONS

Thermal performance	Operating ambient, (See derating curve)	0°C to +70°C
	Non-operating	-40°C to +85°C
	0°C to 50°C ambient, convection cooled	65W
	50°C to 70°C ambient, convection cooled	Derate to 50% load
Relative humidity	Non-condensing	5% to 95% RH
Altitude	Operating	10,000 feet max.
	Non-operating	30,000 feet max.
Vibration (See Note 5)	5Hz to 500Hz	2.43G rms approx.
Shock	per MIL-STD-810E	516.4 Part IV

# NLP65 Medical Series



Single, dual and triple output

LOW POWER AC/DC POWER SUPPLIES

65W AC/DC Universal Input Switch Mode Power Supplies

2

For the most current data and application support visit [www.artesyn.com/powergroup/products.htm](http://www.artesyn.com/powergroup/products.htm)

OUTPUT VOLTAGE	OUTPUT CURRENT			RIPPLE (4)	TOTAL REGULATION (6)	MODEL NUMBER
	MAX (1)	PEAK	FAN (10)			
+5V	7.0A	9.1A	8.0A	50mV	±2.0%	NLP65-9908
+12V	2.5A	3.3A	3.0A	150mV	±5.0%	
-12V	0.5A	0.81A	1.0A	120mV	±5.0%	
+5V	7.0A	9.1A	8.0A	50mV	±2.0%	NLP65-9910
+15V	2.2A	2.9A	2.5A	150mV	±5.0%	
-15V	0.65A	0.85A	0.8A	150mV	±5.0%	
+5V	7.0A	9.1A	8.0A	50mV	±2.0%	NLP65-9920
+24V	2.0A	2.6A	2.0A	240mV	±5.0%	
+5V	7.0A	9.1A	8.0A	50mV	±2.0%	NLP65-9929
+12V	2.5A	3.3A	3.0A	150mV	±5.0%	
+5V	10.0A	13.0A	12.0A	50mV	±2.0%	NLP65-9905
+12V	5.4A	7.0A	6.5A	120mV	±2.0%	NLP65-9912
+15V	4.4A	5.7A	5.3A	150mV	±2.0%	NLP65-9915
+24V	2.7A	3.5A	3.5A	240mV	±2.0%	NLP65-9924

## Notes

- Natural convection cooling. Models NLP65-9929, NLP65-9908, NLP65-9910 must not exceed 62.5 Watts continuous output power with natural convection. Model NLP65-9920 not to exceed 65 Watts continuous output power with natural convection.
- When the input voltage is less than 90VAC the operating temperature range is 0°C to +40°C. The ripple and regulation specifications may not be met.
- Peak output current lasting less than 60 seconds with duty cycle less than 5%. During peak loading, output voltage may exceed total regulation limits.
- Figure is peak-to-peak for convection power rating. Output noise measurements are made across a 20MHz bandwidth using a 6 inch twisted pair, terminated with a 10µF electrolytic capacitor and a 0.1µF ceramic capacitor.
- Three orthogonal axes, random vibration 10 minutes for each axes, 2.4G rms 5Hz to 500Hz.
- To maintain stated regulation then:  
for single output units  
 $I \geq 0.2A$  I max.  
for multiple output units  
 $0.25 \leq I(A)/I(B) \leq 5$ , for  $I(A) \geq 0.2A$  I(A) max.
- For optimum reliability, no part of the heatsink should exceed 120°C, and no semiconductor case temperature should exceed 130°C.
- CAUTION: Allow a minimum of 1 second after disconnecting line power when making thermal measurements.
- This product is only for inclusion by professional installers within other equipment and must not be operated as a stand alone product.
- Maximum continuous output power for all multiple output models must not exceed 75 Watts with 20CFM forced air cooling at 50°C.

## International Safety Standard Approvals



VDE0705/EN60601-1/IEC1010 File No. 10401-3336-0156/31HM3  
Licence No. 121949



UL1950 File No. E147937



CSA C22.2 No. 950 File No. LR41062C

# NLP65 Medical Series

Single, dual and triple output

LOW POWER AC/DC POWER SUPPLIES

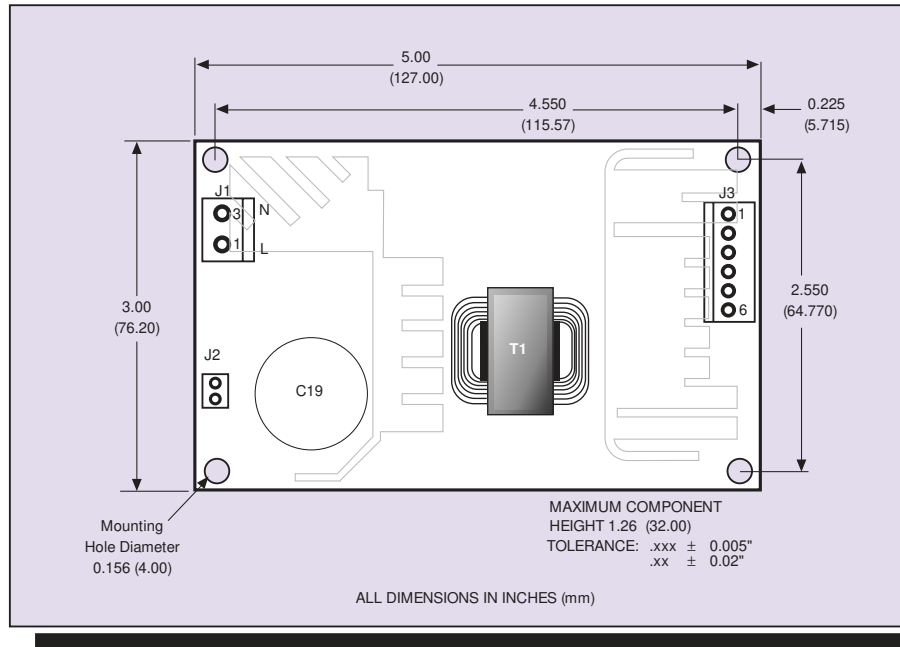
65W AC/DC Universal Input Switch Mode Power Supplies

3

For the most current data and application support visit [www.artesyn.com/powergroup/products.htm](http://www.artesyn.com/powergroup/products.htm)

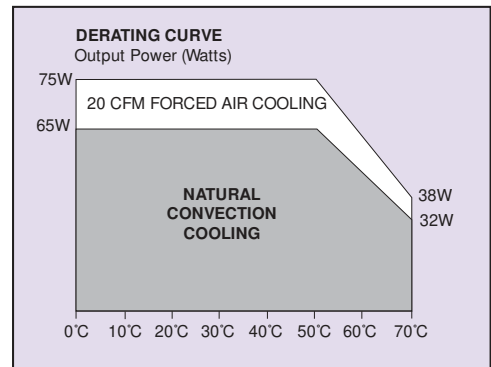
## Mechanical Notes

A All dimensions are in inches (mm).



INPUT PIN CONNECTIONS	
<b>J1</b>	
Pin 1	AC Line
Pin 2	No Pin
Pin 3	AC Neutral
<b>J2</b>	
Pin 1	Safety Ground

J3	OUTPUT PIN CONNECTIONS		
	SINGLE	DUAL	TRIPLE
Pin 1	No Connection	V (B)	V (B)
Pin 2	V (A)	V (A)	V (A)
Pin 3	V (A)	V (A)	V (A)
Pin 4	Return	Return	Return
Pin 5	Return	Return	Return
Pin 6	No Connection	No Pin	V (C)



### Input and output connectors

**AC (J1) connector type**  
Molex 26-60-4030 type.

**DC (J3) connector type**  
Molex 26-60-4060 type.

### Mating connectors

**AC (J1) mating connector type**  
Molex 09-50-3031 or equivalent with Molex 08-50-0105 or equivalent crimp terminals.

**DC (J3) mating connector type**  
Molex 09-50-3061 with Molex 2478 phosphor bronze crimp terminals or equivalent.