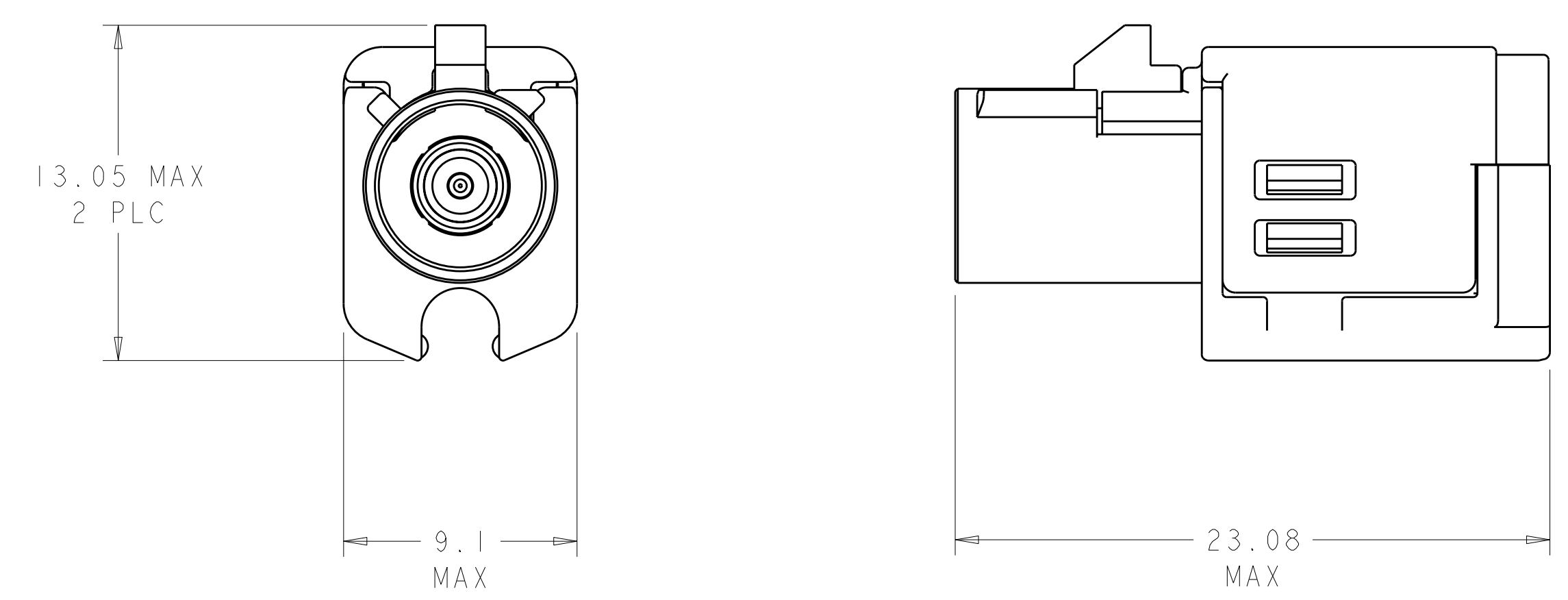
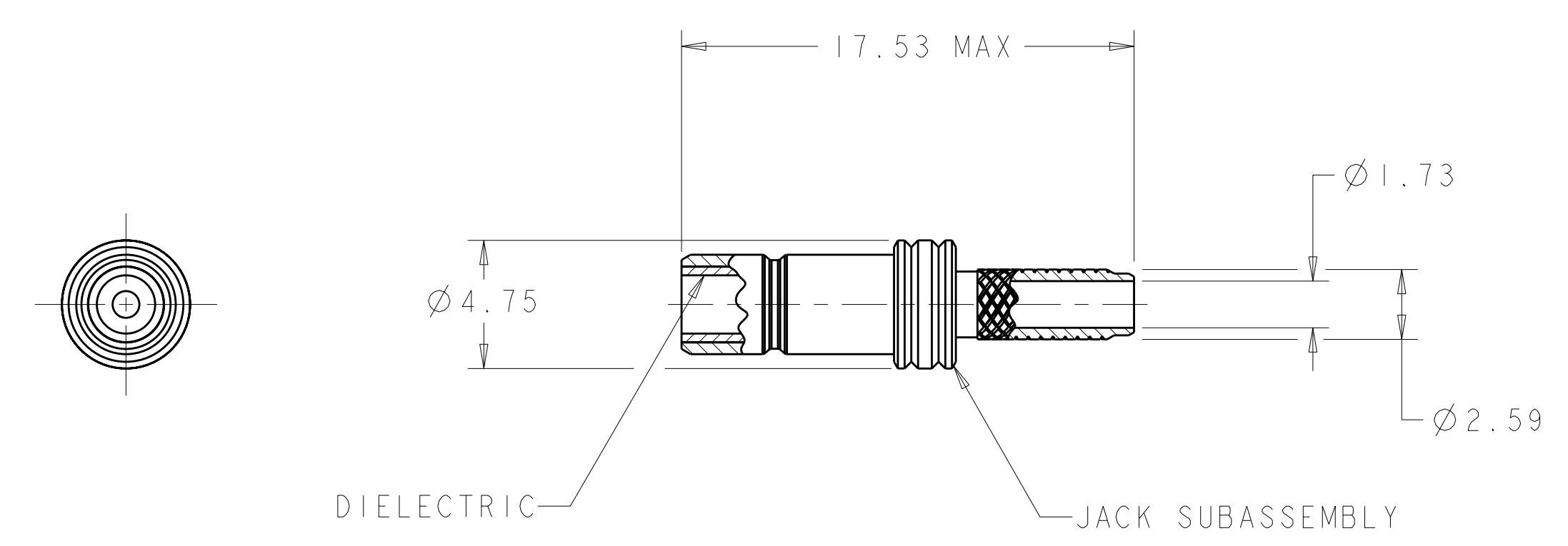
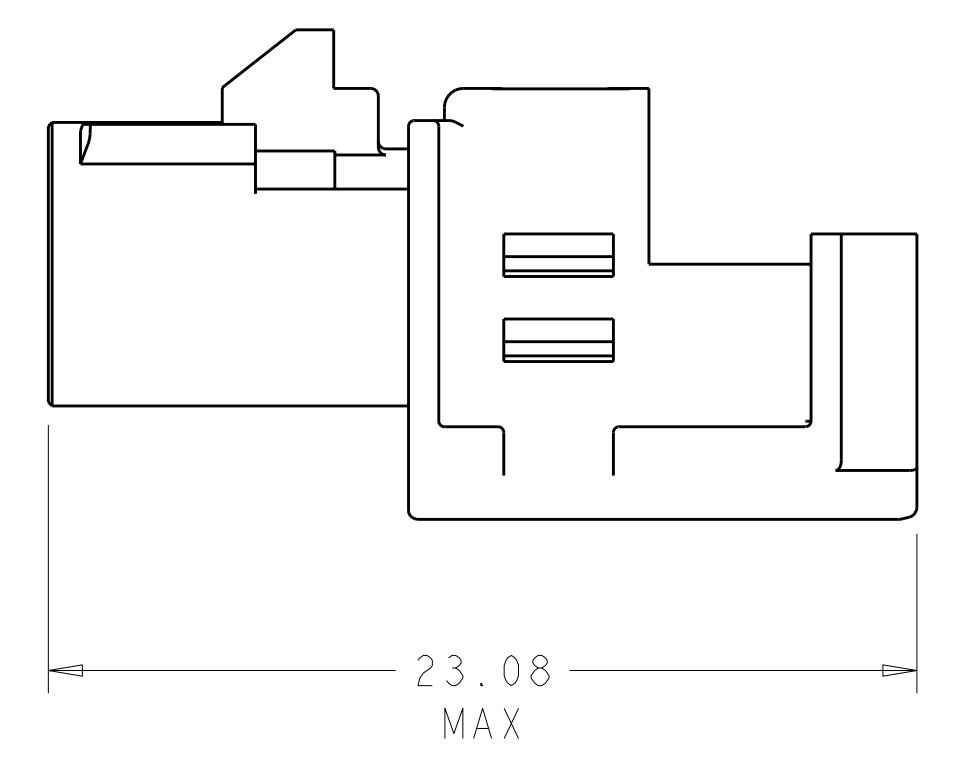
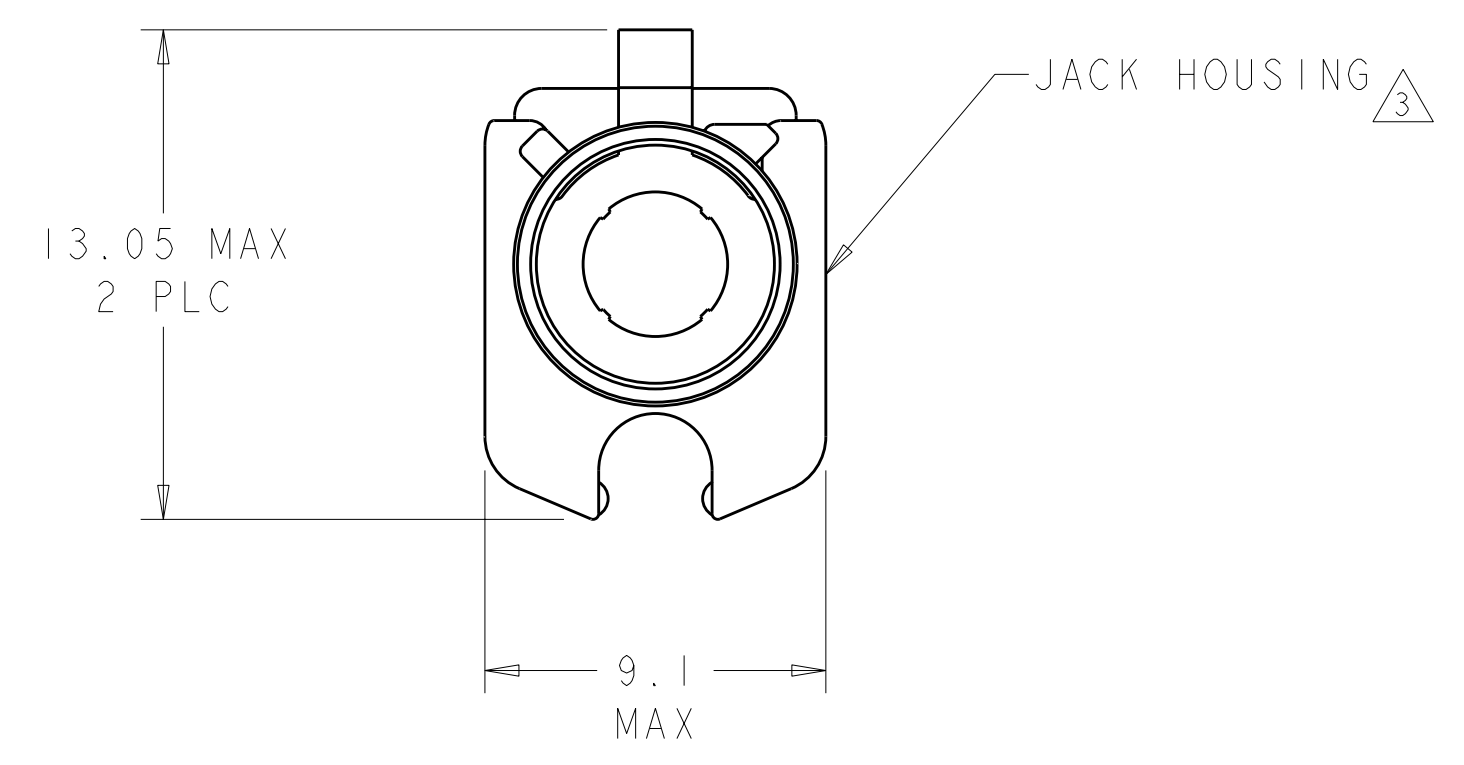
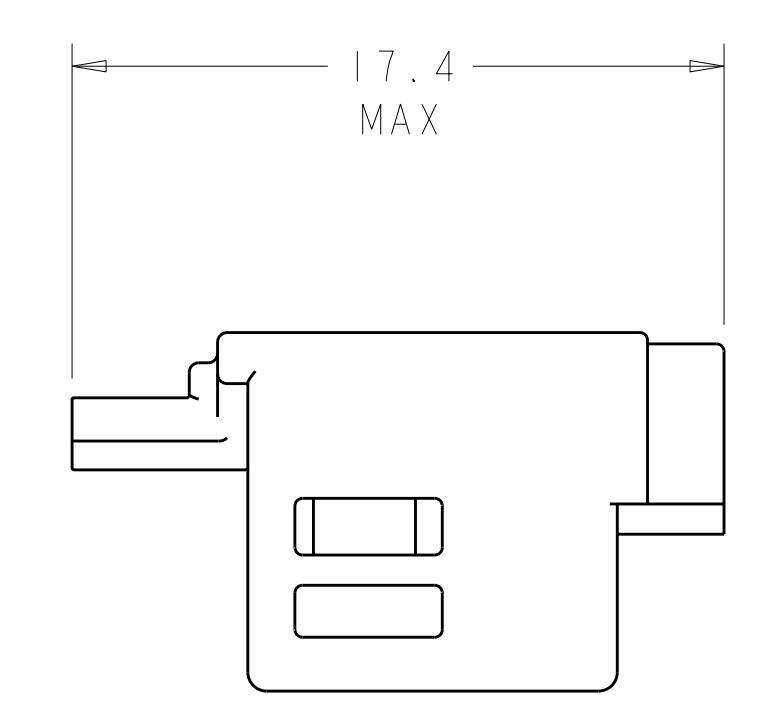
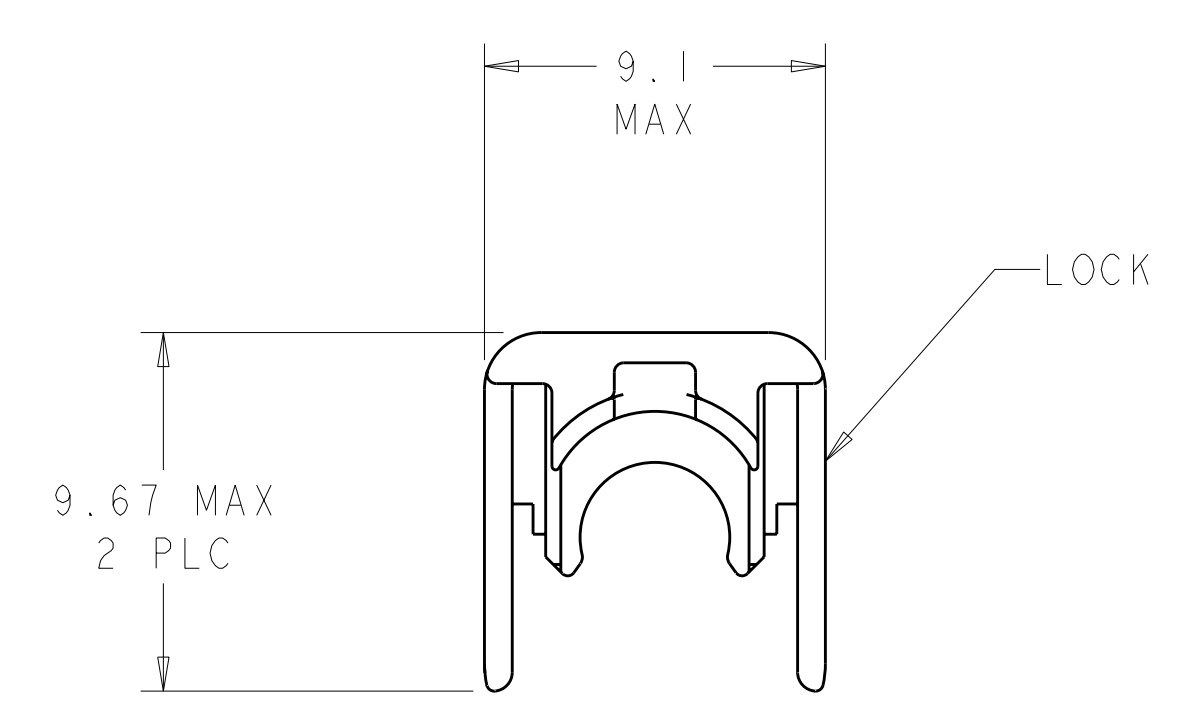


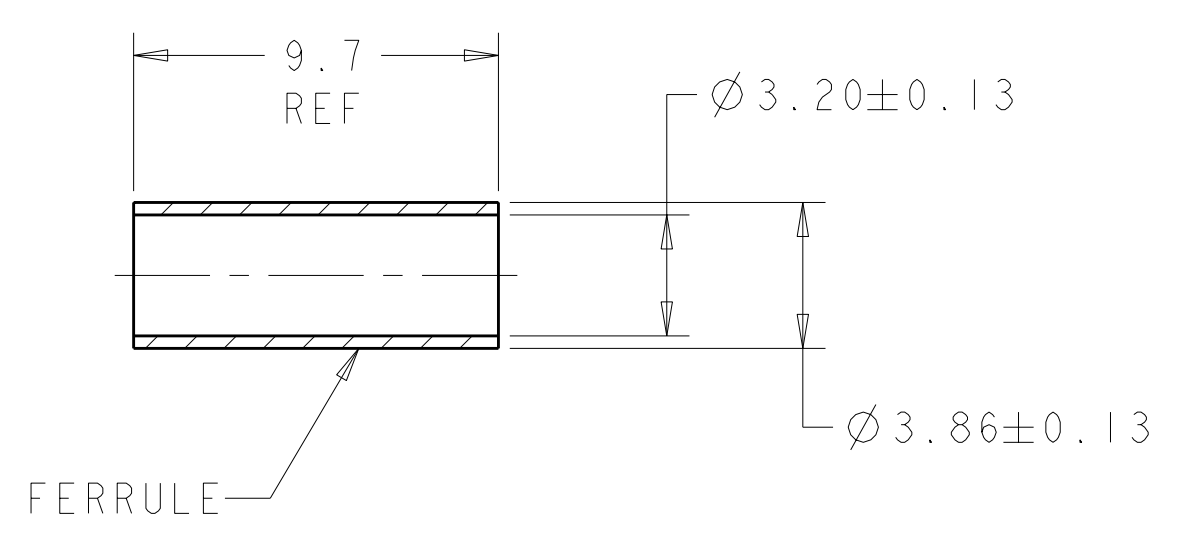
LOC	DIST	REV	DATE	BY	APPD
FX	00	G1	28 JUN 2010	DLD	LLV
		H	09 MAR 2011	DLD	LLV



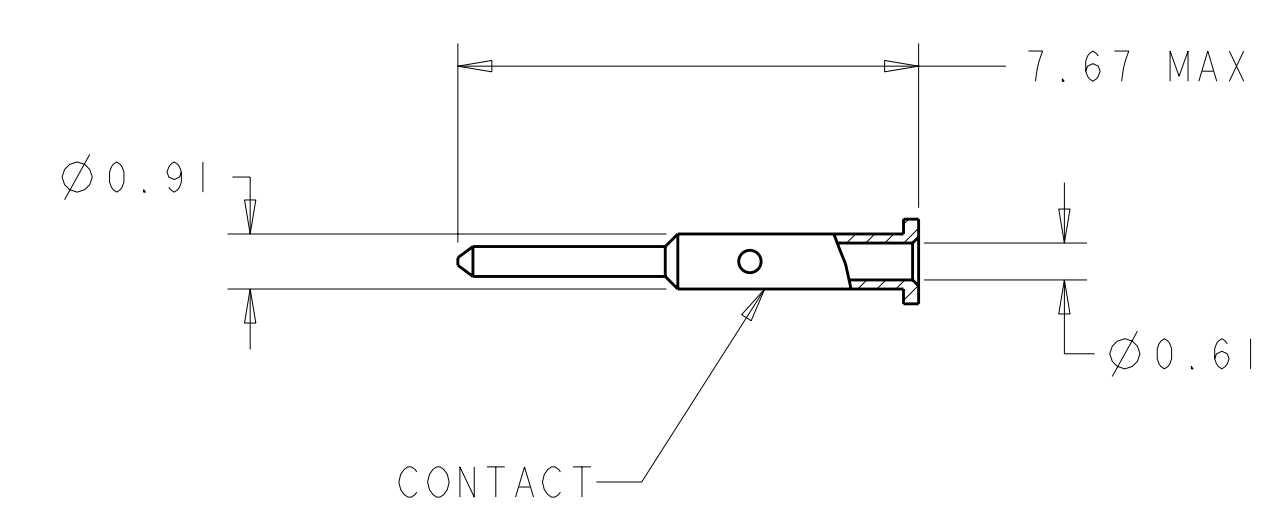
ASSEMBLED VIEWS



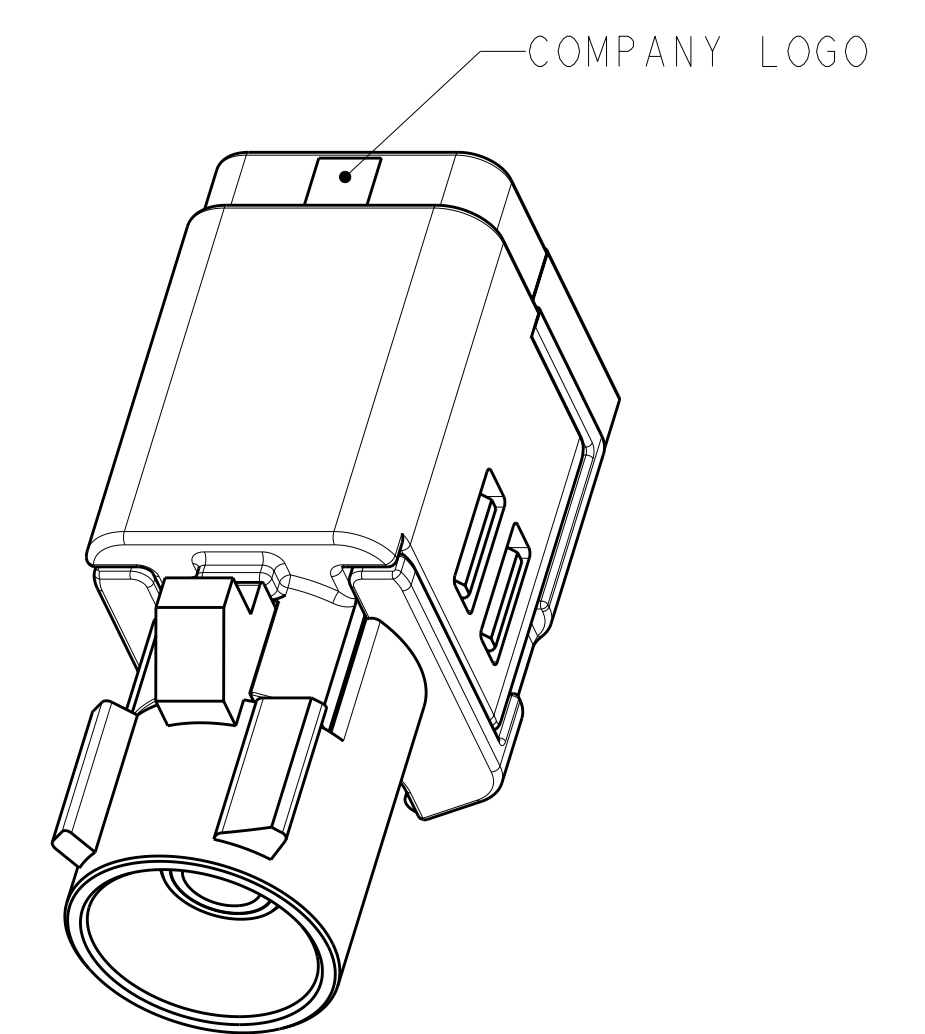
SHELL



FERRULE

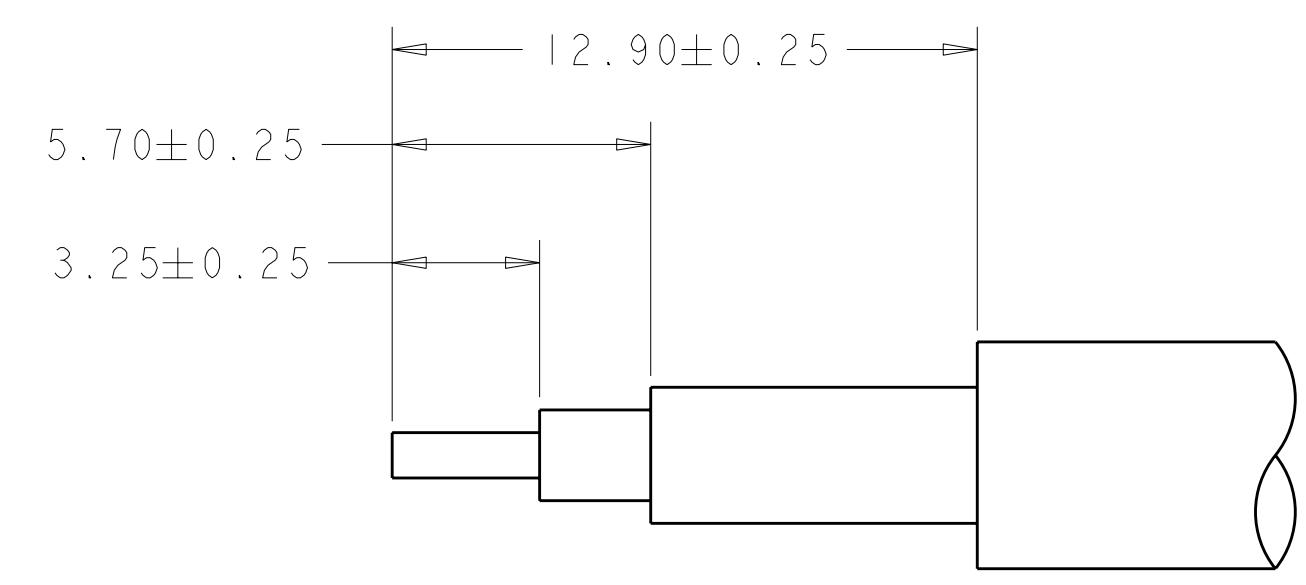


CONTACT



COMPANY LOGO

- △ HOUSING: POLYESTER PBT, COLOR: SEE TABLE.
 LOCK: POLYESTER PBT, NATURAL.
 JACK SUBASSEMBLY:
 SHELL - ZINC.
 DIELECTRIC - POLYTETRAFLUORETHYLENE.
 CONTACT: BRASS.
 FERRULE: COPPER.
- △ JACK SUBASSEMBLY:
 SHELL - 2.0µm MIN TIN-LEAD OVER 1.52µm MIN NICKEL OVER COPPER FLASH.
 CONTACT: 0.89µm MIN GOLD OVER 1.27µm MIN NICKEL.
 FERRULE: 2.54µm MIN TIN-LEAD.
- △ MOTOR VEHICLES - RADIO FREQUENCY (MVRF) INTERFACE DIMENSIONS AND ELECTRICAL REQUIREMENTS.
- 4. CRIMP CONTACT USING MIL HAND TOOL M22520/2-01 WITH DANIELS POSITIONER K1041, SET AT POSITION NUMBER 4 PER TYCO ELECTRONICS SPECIFICATION 408-8426.
- 5. CRIMP CABLE BRAID USING MIL HAND TOOL M22520/5-01 WITH DANIELS DIE SET Y1637 (.128 INCH HEX) OR USE AMP PRO-CRIMPER II WITH DIE SET NUMBER 58483-1 PER TYCO ELECTRONICS SPECIFICATION 408-8426.
- 6. JACK SUBASSEMBLY WILL ACCEPT RG-174 AND RG-316 WIRE.



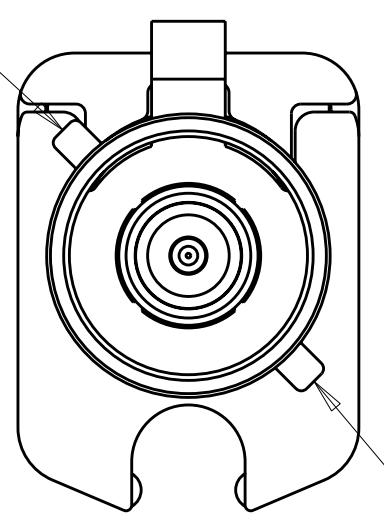
RECOMMENDED STRIP LENGTH DIMENSIONS
 SCALE: NTS

PER DETAIL C	C	SIGNAL BLUE	638831-3
KEYING	CODING	HOUSING COLOR	PART NUMBER
DIMENSIONS: mm TOLERANCES UNLESS OTHERWISE SPECIFIED: 9 PLC ± 1 PLC ± 2 PLC ±0.10 3 PLC ± 4 PLC ± ANGLES ± FINISH		DWN: D.J. HARDY 13 JUL 2000 CHK: J.W. HALL 14 JUL 2000 APVD: J.W. HALL 14 JUL 2000 PRODUCT SPEC: 108-2054 APPLICATION SPEC: WEIGHT: CUSTOMER DRAWING	
MATERIAL:		Tyco Electronics Harrisburg, PA 17105-3608 NAME: JACK KIT, UNASSEMBLED, FAKRA, 50 OHM, RG-174, WITH CABLE CLIP, SMB SIZE: CAGE CODE: DRAWING NO: 00779 SCALE: 8:1 SHEET 1 OF 2 REV H	

THIS DRAWING IS UNPUBLISHED. RELEASED FOR PUBLICATION 20
 © COPYRIGHT 20 BY TYCO ELECTRONICS CORPORATION. ALL RIGHTS RESERVED.

LOC	DIST	REVISIONS					
		P	LTB	DESCRIPTION	DATE	DWN	APVD
FX	00	-	-	SEE SHEET 1	-	-	-

CODING RIB A



CODING RIB C

DETAIL C
SCALE 5:1

<small>THIS DRAWING IS UNPUBLISHED. RELEASED FOR PUBLICATION 20. THIS IS SUBJECT TO CHANGE WITHOUT NOTICE. THE USER SHALL BE RESPONSIBLE FOR OBTAINING THE LATEST REVISION. SHOULD BE CONTACTED FOR THE LATEST REVISION.</small>		DWN D. J. HARDY 13JUL2000 CHK J. W. HALL 14JUL2000 APVD J. W. HALL 14JUL2000	Tyco Electronics Harrisburg, PA 17105-3608
DIMENSIONS: mm		TOLERANCES UNLESS OTHERWISE SPECIFIED: 9 PLC ± 1 PLC ± 2 PLC ±0.10 3 PLC ± 4 PLC ± ANGLES ±	NAME JACK KIT, PRODUCT SPEC UNASSEMBED, FAKRA, 50 OHM, RG-174, APPLICATION SPEC WITH CABLE CLIP, SMB
MATERIAL	FINISH	WEIGHT	RESTRICTED TO
-	-	-	-
CUSTOMER DRAWING		SCALE 8:1	SHEET 2 OF 2 REV H