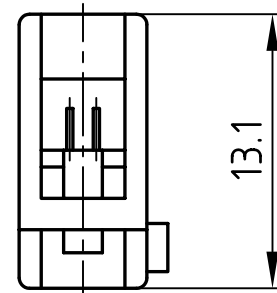
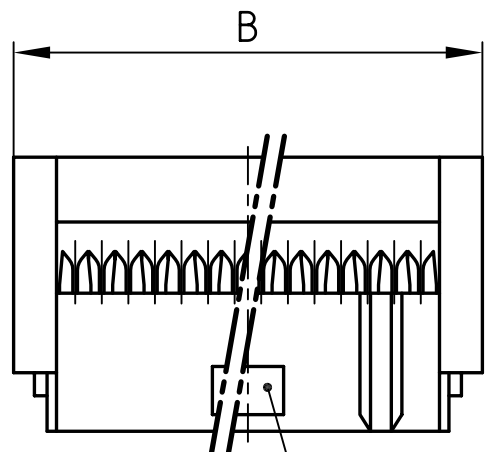
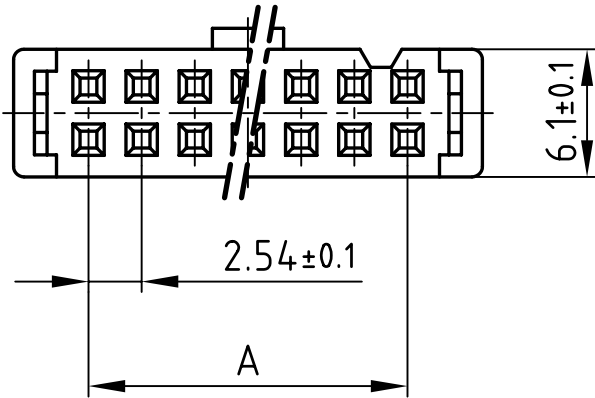
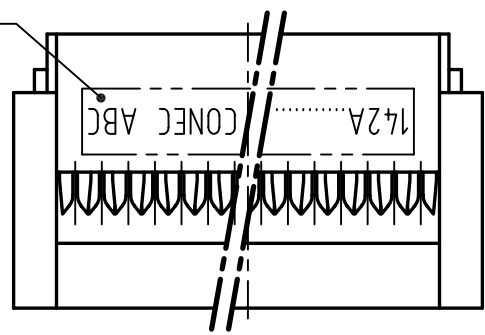


used for: DIN 41651

(d) SEE NOTE 6



(c) GUIDE LUG NOT AVAILABLE ON SIZES 06 +08

NOTES:

- 1. INSULATORS: PBT GV, V0, UL 94, GREY RAL 7035
- 2. CONTACTS: COPPER ALLOY
- (c) PLATING: NICKEL BASE: 50µin ON ALL CONTACTS
SURFACE FINISHES: CONTACT AREA: 4µin HARD GOLD
BALANCE OF IDC PIN: 100µin TIN
- 3. OPERATING TEMPERATURE RANGE: -40°C TO +105°C (b) (d)
- 4. CURRENT CARRYING CAPACITY: 1A
- 5. TEST VOLTAGE: 1000 V_{eff}.
- 6. CONNECTOR IS PART MARKED: PART-NO. CONEC ABC

POS.	A ±0.1	B ±0.2	Part-NO.
6	2x2.54=5.08	12.30	142A10199X
8	3x2.54=7.62	14.80	142A10209X
10	4x2.54=10.16	17.30	142A10219X
14	6x2.54=15.24	22.40	142A10229X
16	7x2.54=17.78	24.90	142A10239X
20	9x2.54=22.86	30.00	142A10249X
26	12x2.54=30.48	37.60	142A10259X
34	16x2.54=40.64	47.80	142A10269X
40	19x2.54=48.26	55.40	142A10279X
50	24x2.54=60.96	68.10	142A10289X
60	29x2.54=73.66	80.80	142A10299X
64	31x2.54=78.74	85.85	142A10419X

APPROVAL # FREIGABE # DEBLOCAGE # AUTOR/ZACION # APPROVAL

CUSTOMER APPROVAL DATE:

NAME: TITLE:

COMPANY NAME:

APPROVAL # FREIGABE # DEBLOCAGE # AUTOR/ZACION # APPROVAL



THIS DRAWING MAY NOT BE COPIED OR REPRODUCED IN ANY WAY, AND MAY NOT BE PASSED ON TO A THIRD PARTY WITHOUT WRITTEN PERMISSION.
 OWNERSHIP AND COPYRIGHT OF CONEC GmbH
 DO NOT ALTER CAD DRAWING BY HAND

				tolerance			
2 x d	Ä 3115	24.09.2008	Lehmen.	norm	DIN 41651		
2 x c	Ä 2613	28.11.2006	HS	d-old			
1 x b	Ä1691	12.12.2002	Parei				
a	Origin						
rev.	description	date	name				

scale: 2:1

material: SEE NOTES

title: SOCKET CONNECTOR
6-64pos.

dwg no: AutoCAD 2000 DIN-A
4
sh: 1/1

part no: SEE TABLE

4

3

2

1

A

C

B

D

E

F

F

E

D

C

B

A