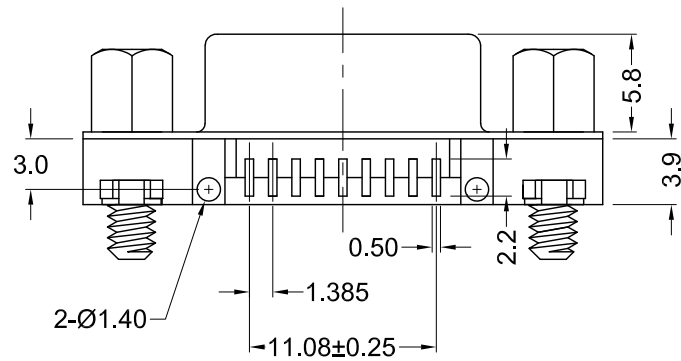
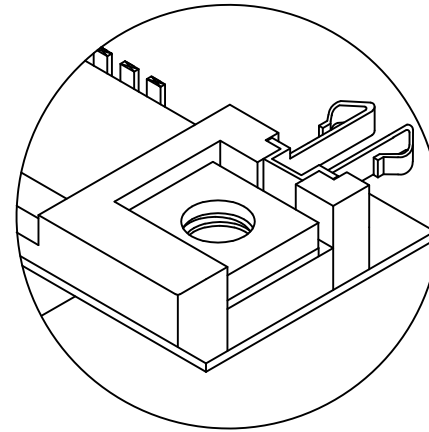
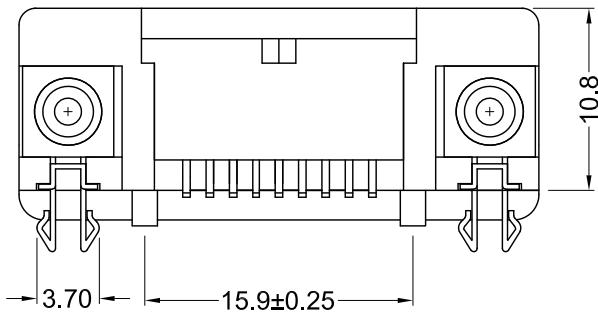


Recommended PCB Layout  
(component side)

Pin Number:  
1 6 2 7 3 8 4 9 5



Rear View



Fork Board Lock Type

Part Number	Contact Plating Option
K202XHT-E9S-NJ	Gold Flash (standard)
K202XHT-E9S-NJ15	15u" Gold (-15 option)
K202XHT-E9S-NJ30	30u" Gold (-30 option)

**Material and Finish**

Insulator: High Temperature Thermoplastic with Glass-fiber Reinforcement, UL 94V-0 Rated, Color: Black

Shell: Steel, Nickel Plated

Contact Material:  
Socket - Phosphor Bronze

Contact Plating Options:  
Standard: Gold Flash on Mating End, Tin on Termination End, Nickel Underplate on Entire Contact

15 Option: 15u" Gold on Mating End, Tin on Termination End, Nickel Underplate on Entire Contact

30 Option: 30u" Gold on Mating End, Tin on Termination End, Nickel Underplate on Entire Contact

**Electrical Specifications**

Rated Current: 2A  
Rated Voltage: 30V RMS  
Insulation Resistance: 1000 Megohms Min. at 500V DC  
Contact Resistance: 13 milliohms Max.  
Dielectric Withstanding Voltage: 1000V for 1 Minute

**Mechanical Specifications**

Operating Temperature: -55°C to +105°C

**Installed Hardware**

Jackscrew: JSX-1055



Tolerances
X.X ± 0.25
X.XX ± 0.15
Unless Stated Otherwise

REV.	DATE	DESCRIPTION	REV. BY	CHK. BY	DRAWN BY	DATE
A1	07/24/06	New Drawing	R. Aguirre	H. MA	R. Aguirre	07/24/06
B1	11/29/07	ECO #07-044	WILL. H	H. MA		
B2	05/20/08	ECO #08-042	S. Vien	H. MA		
B3	06/24/13	ECO #13-033	D. Gih	P. DalCanto		
B3	08/10/18	Address Update	G. Serrato	D. Shehan		

**K202XHT-E9S-NJ**

D-Sub, Right Angle, RoHS Compliant

Low Profile, 9 Pin Female, SMT, JS Installed

