


ALUMINUM ELECTROLYTIC CAPACITORS

LGZ Snap-in Terminal Type, 105°C Long Life Assurance



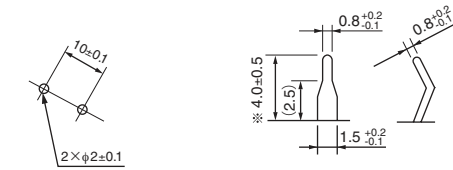
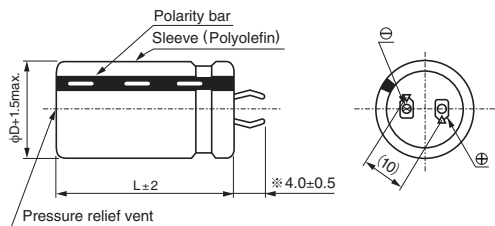
- Long life product of LGR series.
- Contribute to longer life of equipment.
- Compliant to the RoHS directive (2011/65/EU,(EU)2015/863).



Specifications

Item	Performance Characteristics	
Category Temperature Range	- 25 to +105°C	
Rated Voltage Range	450V	
Rated Capacitance Range	82 to 330μF	
Capacitance Tolerance	±20% at 120Hz, 20°C	
Leakage Current	$I \leq 3\sqrt{CV}$ (μA) (After 5 minutes' application of rated voltage) [C : Rated Capacitance (μF) V : Voltage (V)]	
Tangent of loss angle (tan δ)	0.20max. 120Hz at 20°C	
Stability at Low Temperature	Rated voltage (V)	450
	Impedance ratio (max.)	Z(-25°C) / Z(+20°C) 8
Endurance	The specifications listed at right shall be met when the capacitors are restored to 20°C after D.C. bias plus rated ripple current is applied for 20000 hours at 105°C, the peak voltage shall not exceed the rated voltage.	
	Capacitance change	Within ±25% of the initial capacitance value
	tan δ	250% or less than the initial specified value
Shelf Life	After storing the capacitors under no load at 105°C for 1000 hours and then performing voltage treatment based on JIS C 5101-4 clause 4.1 at 20°C, they shall meet the characteristic requirements listed at right.	
	Capacitance change	Within ±15% of the initial capacitance value
	tan δ	150% or less than the initial specified value
Leakage current	Less than or equal to the initial specified value	
Marking	Printed with white color letter on black sleeve.	

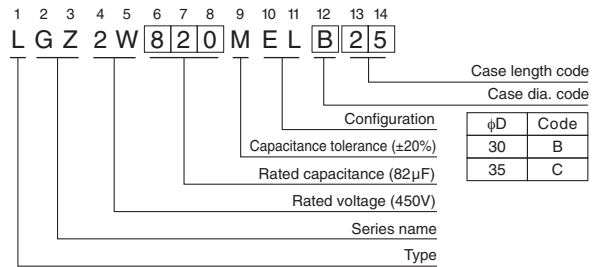
Drawing



(PC board hole dimensions)

(Terminal dimensions)
 ※ Other terminations available upon request.
 Please refer to the Guidelines for Aluminum Electrolytic Capacitors.

Type numbering system (Example : 450V 82μF)



Dimensions

450V (2W)				
Cap. (μF)	Size φD x L(mm)	Rated ripple (mArms)	Leakage Current (mA)	Code
82	30 x 25	560	0.57	LGZ2W820MELB25
100	30 x 30	640	0.63	LGZ2W101MELB30
120	30 x 35	720	0.69	LGZ2W121MELB35
	35 x 25	720	0.69	LGZ2W121MELC25
150	30 x 40	790	0.77	LGZ2W151MELB40
	35 x 30	790	0.77	LGZ2W151MELC30
180	30 x 45	870	0.85	LGZ2W181MELB45
	35 x 35	870	0.85	LGZ2W181MELC35
220	30 x 50	1000	0.94	LGZ2W221MELB50
	35 x 40	1000	0.94	LGZ2W221MELC40
270	35 x 45	1190	1.04	LGZ2W271MELC45
330	35 x 50	1380	1.15	LGZ2W331MELC50

Rated ripple current (mArms) at 105°C 120Hz

Frequency coefficient of rated ripple current

Frequency (Hz)	50	60	120	300	1 k	10k	50k or more
Coefficient	0.77	0.82	1.00	1.16	1.30	1.41	1.43

Minimum order quantity : 50pcs.