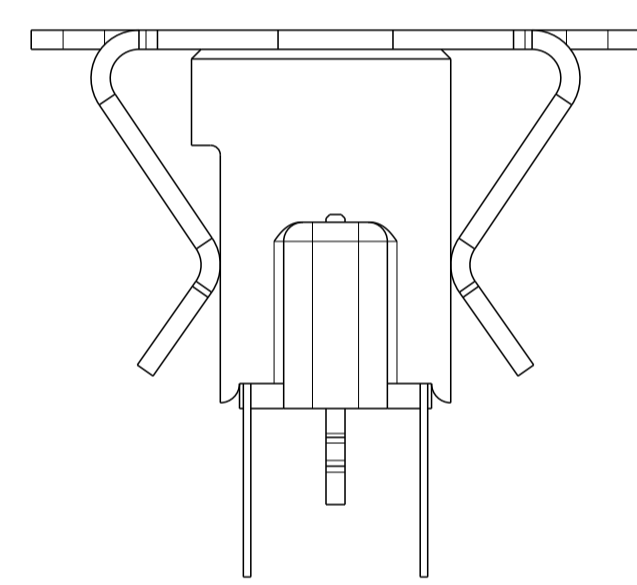
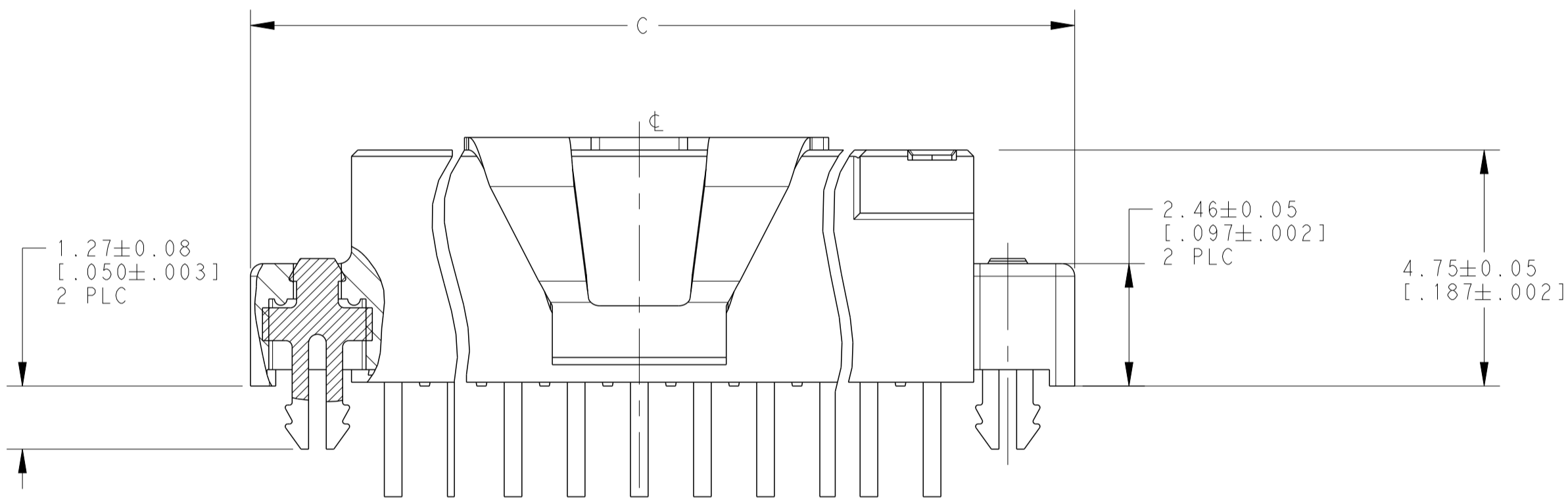
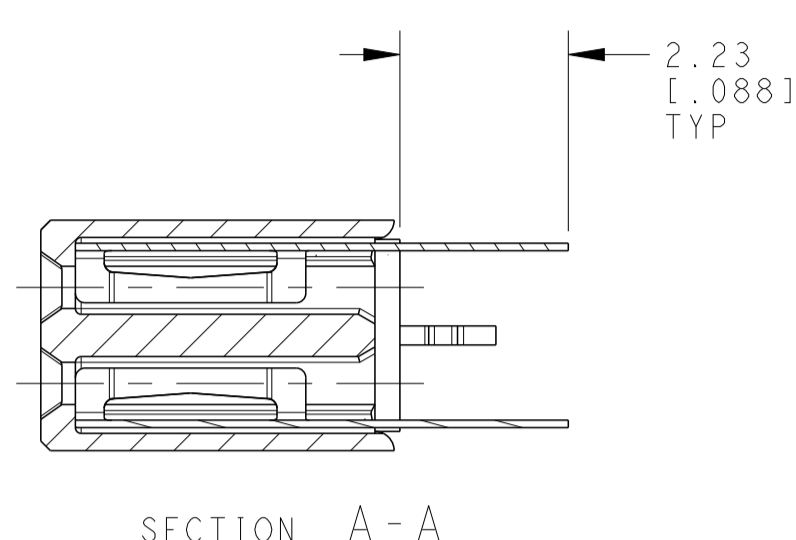
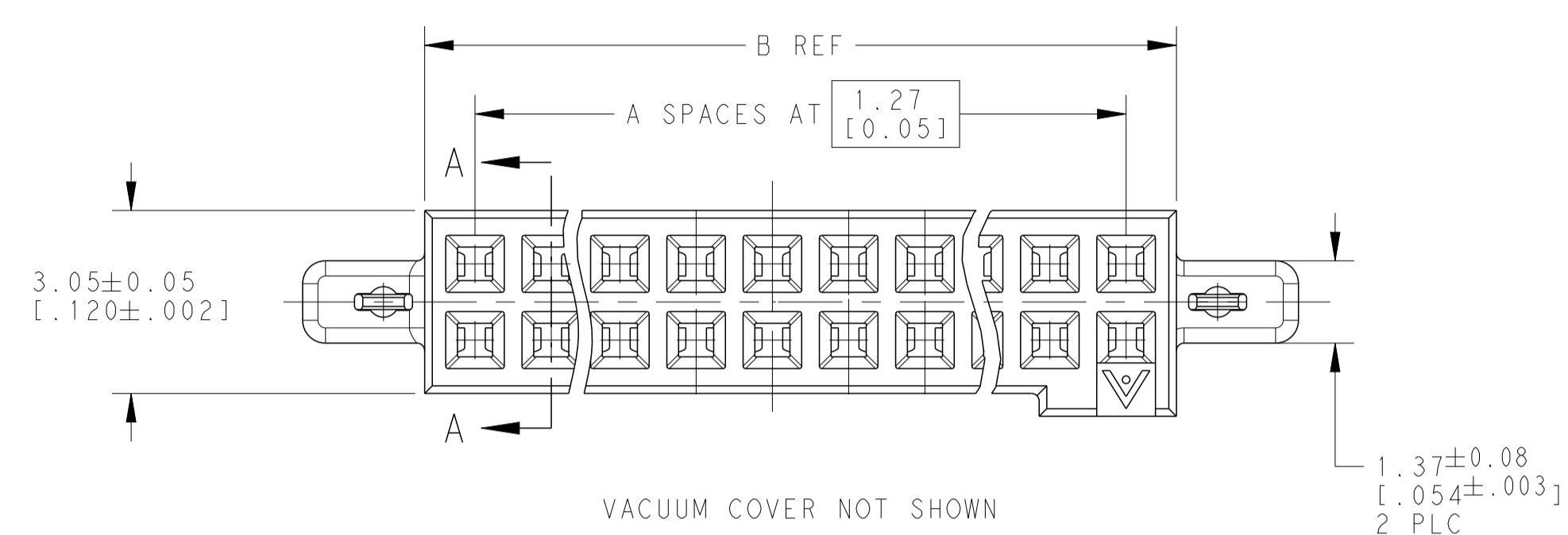
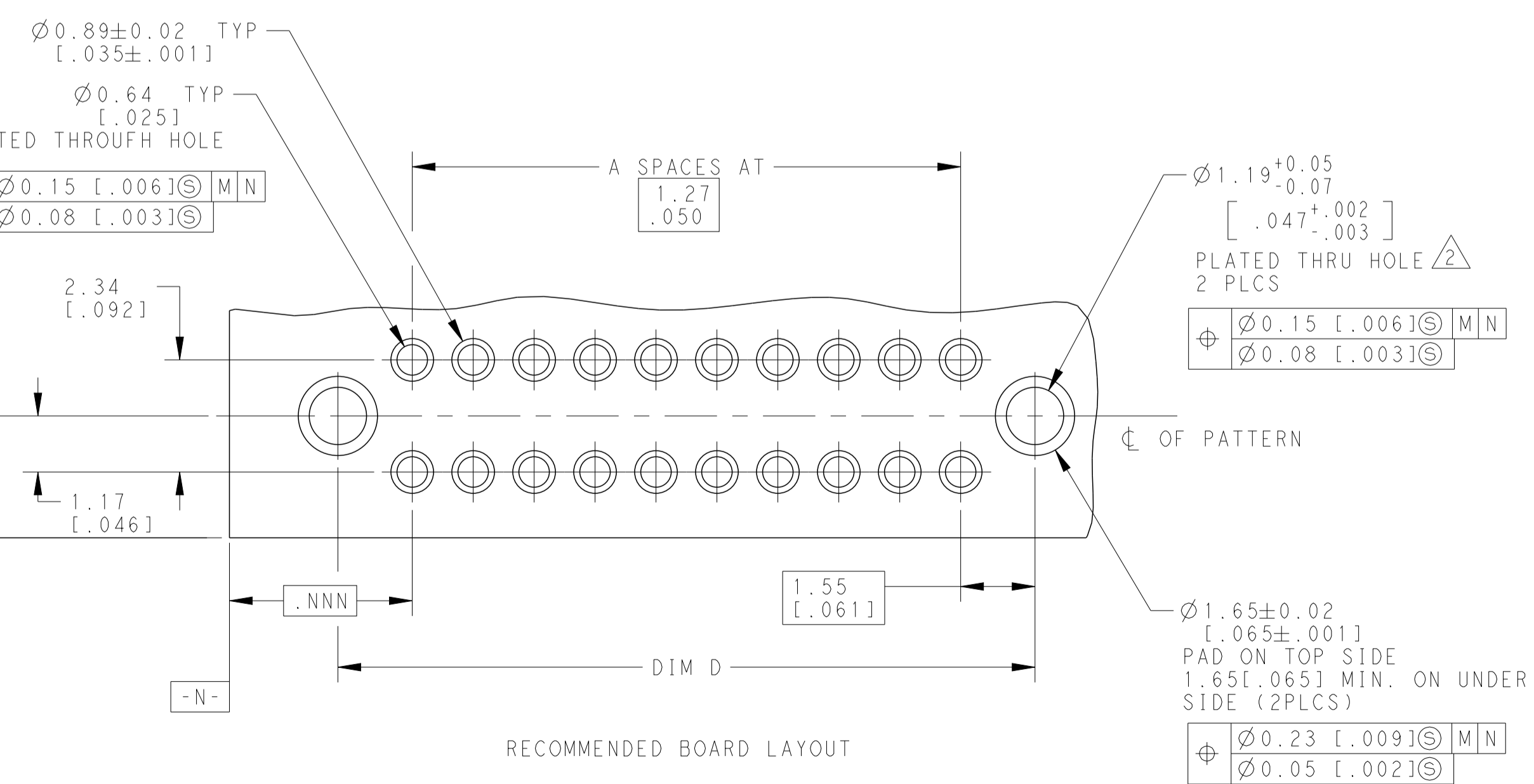


REVISIONS				
P	LTN	DESCRIPTION	DATE	OWN APVD
A		NEW DRAWING	04APR2019	RS JO



- 1 0.00076 [.000030] GOLD IN LOCALIZED PLATE AREA 0.00381 [.000150] TIN-LEAD ON SOLDER TAILS ALL OVER 0.00127 [.000050] NICKEL
- 2 USE 1.55±0.02 [.0610±.0010] DRILLED HOLE (1.55mm DRILL). FINISH TO BE TIN/LEAD OVER 0.02 [.001] MIN COPPER.
- 3 PLATING 0.0038 [.000150] TIN-LEAD OVER 0.00127 [.000050] NICKEL HOLDDOWN.
- 4. IF PLANNING TO USE MORE THAN ONE MATING PAIR OF CONNECTORS TO INTERCONNECT 2 BOARDS PLEASE REFER TO PARA. 3.3 IN THR APPLICATION SPEC, #114-7010.
- 5. PACKED IN EIA 481 TAPE AND REEL. SEE TABLE FOR TAPE WIDTHS.
- 6 HOUSING: LCP, COLOR-BLACK, CONTACT: COPPER ALLOY
HOLDDOWN: COPPER ALLOY
VACCUUM COVER: ALLUMINIUM ALLOY
- 7 0.00076 [.000030] GOLD IN LOCALIZED PLATE AREA 0.00381 [.000150] TIN ON SOLDER TAILS ALL OVER 0.00127 [.000050] NICKEL.
- 8 PLATING 0.0038 [.000150] TIN OVER 0.00127 [.000050] NICKEL HOLDDOWN.
- 9 USE 1.55±0.02 [.0610±.0010] DRILLED HOLE (1.55mm DRILL). FINISH TO BE TIN/LEAD OVER 0.02 [.001] MIN COPPER.



FINISH	TAPE WIDTH	D	C	B	A	NUMBER OF POSITIONS	PART NUMBER
1 8	88 mm	65.28 [2.570]	67.97 [2.676]	63.91 [2.516]	49	100	6-2267261-0
1 8	88 mm	52.93 [2.320]	61.62 [2.426]	57.55 [2.266]	44	90	5-2267261-9
1 8	72 mm	52.58 [2.070]	55.27 [2.176]	51.21 [2.016]	39	80	5-2267261-8
1 8	72 mm	46.23 [1.820]	48.92 [1.926]	44.86 [1.766]	34	70	5-2267261-7
1 8	72 mm	39.88 [1.570]	42.57 [1.676]	38.51 [1.516]	29	60	5-2267261-6
1 8	56 mm	33.53 [1.320]	36.22 [1.426]	32.16 [1.266]	24	50	5-2267261-5
1 8	56 mm	27.18 [1.070]	29.87 [1.176]	25.81 [1.016]	19	40	5-2267261-4
1 8	44 mm	20.83 [0.820]	23.52 [0.926]	19.46 [0.766]	14	30	5-2267261-3
1 8	32 mm	14.48 [0.570]	17.17 [0.676]	13.11 [0.516]	9	20	5-2267261-2
1 8	32 mm	8.12 [0.320]	10.82 [0.426]	6.75 [0.266]	4	10	5-2267261-1
1 3	88 mm	65.28 [2.570]	67.97 [2.676]	63.91 [2.516]	49	100	1-2267261-0
1 3	88 mm	52.93 [2.320]	61.62 [2.426]	57.55 [2.266]	44	90	2267261-9
1 3	72 mm	52.58 [2.070]	55.27 [2.176]	51.21 [2.016]	39	80	2267261-8
1 3	72 mm	46.23 [1.820]	48.92 [1.926]	44.86 [1.766]	34	70	2267261-7
1 3	72 mm	39.88 [1.570]	42.57 [1.676]	38.51 [1.516]	29	60	2267261-6
1 3	56 mm	33.53 [1.320]	36.22 [1.426]	32.16 [1.266]	24	50	2267261-5
1 3	56 mm	27.18 [1.070]	29.87 [1.176]	25.81 [1.016]	19	40	2267261-4
1 3	44 mm	20.83 [0.820]	23.52 [0.926]	19.46 [0.766]	14	30	2267261-3
1 3	32 mm	14.48 [0.570]	17.17 [0.676]	13.11 [0.516]	9	20	2267261-2
1 3	32 mm	8.12 [0.320]	10.82 [0.426]	6.75 [0.266]	4	10	2267261-1

THIS DRAWING IS A CONTROLLED DOCUMENT. DWN: RAVI.S 04APR2019
 CHK: J. OLSON 04APR2019
 APVD: J. OLSON 04APR2019

TE Connectivity

ASSY, RECEPTACLE, VERT. DOUBLE ROW, THROUGH HOLE, AMPMODU 50/50 GRID CONNECTOR

108-1332 APPLICATION SPEC

114-7010

SCALE 10:1 SHEET 1 OF 1 REV A