


# UKK 5-LA 24 RD/U-O


Order No.: 2791320



<http://eshop.phoenixcontact.de/phoenix/treeViewClick.do?UID=2791320>

Feed-through modular terminal block, Connection type: Screw connection, Cross section: 0.2 mm<sup>2</sup> - 4 mm<sup>2</sup>, AWG: 24 - 12, Nominal current: 32 A, Nominal voltage: 500 V, Length: 56 mm, Width: 6.2 mm, Color: gray, Assembly: NS 35/7.5, NS 35/15, NS 32

## Commercial data

GTIN (EAN)	 4 017918 072452
sales group	A210
Pack	50 pcs.
Customs tariff	85369010
Catalog page information	Page 391 (CL-2009)

## Product notes

WEEE/RoHS-compliant since:  
07/26/2006



<http://www.download.phoenixcontact.com>  
Please note that the data given here has been taken from the online catalog. For comprehensive information and data, please refer to the user documentation. The General Terms and Conditions of Use apply to Internet downloads.

## Technical data

### General

Number of levels	2
Number of connections	3
Color	gray

Insulating material	PA
Inflammability class acc. to UL 94	V0

**Dimensions**

Width	6.2 mm
Length	56 mm
Height NS 35/7.5	62 mm
Height NS 35/15	69.5 mm
Height NS 32	67 mm

**Technical data**

Maximum load current	32 A (with 4 mm <sup>2</sup> conductor cross section)
Rated surge voltage	6 kV
Pollution degree	3
Surge voltage category	III
Insulating material group	I
Nominal current I <sub>N</sub>	32 A
Nominal voltage U <sub>N</sub>	500 V (Data is based on the dielectric strength of adjacent terminal blocks or of the DINg rail.)

**Connection data**

Conductor cross section solid min.	0.2 mm <sup>2</sup>
Conductor cross section solid max.	4 mm <sup>2</sup>
Conductor cross section stranded min.	0.2 mm <sup>2</sup>
Conductor cross section stranded max.	4 mm <sup>2</sup>
Conductor cross section AWG/kcmil min.	24
Conductor cross section AWG/kcmil max	12
Conductor cross section stranded, with ferrule without plastic sleeve min.	0.25 mm <sup>2</sup>
Conductor cross section stranded, with ferrule without plastic sleeve max.	4 mm <sup>2</sup>
Conductor cross section stranded, with ferrule with plastic sleeve min.	0.25 mm <sup>2</sup>
Conductor cross section stranded, with ferrule with plastic sleeve max.	2.5 mm <sup>2</sup>
2 conductors with same cross section, solid min.	0.2 mm <sup>2</sup>
2 conductors with same cross section, solid max.	1.5 mm <sup>2</sup>
2 conductors with same cross section, stranded min.	0.2 mm <sup>2</sup>

2 conductors with same cross section, stranded max.	1.5 mm <sup>2</sup>
2 conductors with same cross section, stranded, ferrules without plastic sleeve, min.	0.25 mm <sup>2</sup>
2 conductors with same cross section, stranded, ferrules without plastic sleeve, max.	1.5 mm <sup>2</sup>
2 conductors with same cross section, stranded, TWIN ferrules with plastic sleeve, min.	0.5 mm <sup>2</sup>
2 conductors with same cross section, stranded, TWIN ferrules with plastic sleeve, max.	1.5 mm <sup>2</sup>
Cross-section with insertion bridge, solid max.	4 mm <sup>2</sup>
Cross-section with insertion bridge, stranded max.	2.5 mm <sup>2</sup>
Type of connection	Screw connection
Stripping length	8 mm
Internal cylindrical gage	A4
Screw thread	M3
Tightening torque, min	0.6 Nm
Tightening torque max	0.8 Nm

#### Certificates / Approvals



Certification

CUL, GOST, UL

#### Accessories

Item	Designation	Description
<b>Assembly</b>		
2778521	ATP-UKK 3/5	Partition plate, Length: 64 mm, Width: 2.5 mm, Height: 67 mm, Color: gray
3022218	CLIPFIX 35	Snap-on end bracket, for 35 mm NS 35/7.5 or NS 35/15 DIN rail, can be fitted with Zack strip ZB 8 and ZB 8/27, terminal strip marker KLM 2 and KLM, width: 9.5 mm, color: gray
2770024	D-UKK 3/5	End cover, Length: 56 mm, Width: 2.5 mm, Height: 62 mm, Color: gray
2770817	DG-UKK 3/5	End cover, Length: 56 mm, Width: 2.5 mm, Height: 62 mm, Color: gray

2770794	DP-UKK 3/5	Spacer plate, Length: 56 mm, Width: 2.5 mm, Height: 66.5 mm, Color: gray
1201413	E/UK 1	End clamps, for supporting the ends of double-level and three-level terminal blocks, width: 10 mm, color: gray
1201028	NS 32 AL UNPERF 2000MM	G rail 32 mm (NS 32)
1201280	NS 32 CU/120QMM UNPERF 2000MM	G-profile DIN rail, deep-drawn, material: Copper, unperforated, height 15 mm, width 32 mm, length 2 m
1201358	NS 32 CU/35QMM UNPERF 2000MM	G-profile DIN rail, material: Copper, unperforated, height 15 mm, width 32 mm, length 2 m
1201002	NS 32 PERF 2000MM	G-profile DIN rail, material: Steel, perforated, height 15 mm, width 32 mm, length 2 m
1201015	NS 32 UNPERF 2000MM	G-profile DIN rail, material: Steel, unperforated, height 15 mm, width 32 mm, length 2 m
0801762	NS 35/ 7,5 CU UNPERF 2000MM	DIN rail, material: Copper, unperforated, height 7.5 mm, width 35 mm, length: 2 m
0801733	NS 35/ 7,5 PERF 2000MM	DIN rail, material: Steel, galvanized and passivated with a thick layer, perforated, height 7.5 mm, width 35 mm, length: 2 m
0801681	NS 35/ 7,5 UNPERF 2000MM	DIN rail, material: Steel, unperforated, height 7.5 mm, width 35 mm, length: 2 m
1201756	NS 35/15 AL UNPERF 2000MM	DIN rail, deep-drawn, high profile, unperforated, 1.5 mm thick, material: Aluminum, height 15 mm, width 35 mm, length 2 m
1201895	NS 35/15 CU UNPERF 2000MM	DIN rail, material: Copper, unperforated, 1.5 mm thick, height 15 mm, width 35 mm, length: 2 m
1201730	NS 35/15 PERF 2000MM	DIN rail, material: Steel, perforated, height 15 mm, width 35 mm, length: 2 m
1201714	NS 35/15 UNPERF 2000MM	DIN rail, material: Steel, unperforated, height 15 mm, width 35 mm, length: 2 m
1201798	NS 35/15-2,3 UNPERF 2000MM	DIN rail, material: Steel, unperforated, 2.3 mm thick, height 15 mm, width 35 mm, length: 2 m
2770215	TS-KK 3	Separating plate, Length: 14 mm, Height: 16 mm, Color: gray

**Bridges**

0201155	EB 2- 6	Insertion bridge, Number of positions: 2, Color: gray
0201142	EB 3- 6	Insertion bridge, Number of positions: 3, Color: gray
0201139	EB 10- 6	Insertion bridge, Number of positions: 10, Color: gray
0203250	FBI 10- 6	Fixed bridge, Number of positions: 10, Color: silver
0201650	FBI 100- 6	Fixed bridge, Number of positions: 100, Color: aluminum
0201867	FBI 20- 6	Fixed bridge, Number of positions: 20, Color: aluminum
1302338	IS-K 4	Bridge bar isolator, Color: gray
0301505	ISSBI 10- 6	Bridge bar isolator, Number of positions: 10, Color: silver

**Marking**

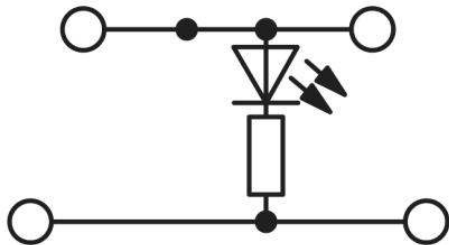
1007222	SBS 6:UNBEDRUCKT	Marker cards for modular terminal blocks, color: white
1050499	ZB 6:SO/CMS	Zack strip, 10-section, divisible, special printing, marking according to customer requirements

**Tools**

1205053	SZS 0,6X3,5	Actuation tool, for ST terminal blocks, insulated, also suitable for use as a bladed screwdriver, size: 0.6 x 3.5 x 100 mm, 2-component grip, with non-slip grip
---------	-------------	--

**Diagrams/Drawings**

Circuit diagram



**Address**

PHOENIX CONTACT Deutschland GmbH  
Flachmarktstr. 8  
32825 Blomberg, Germany  
Phone +49 5235 3 12000  
Fax +49 5235 3 41200  
<http://www.phoenixcontact.de>



© 2011 Phoenix Contact  
Technical modifications reserved;