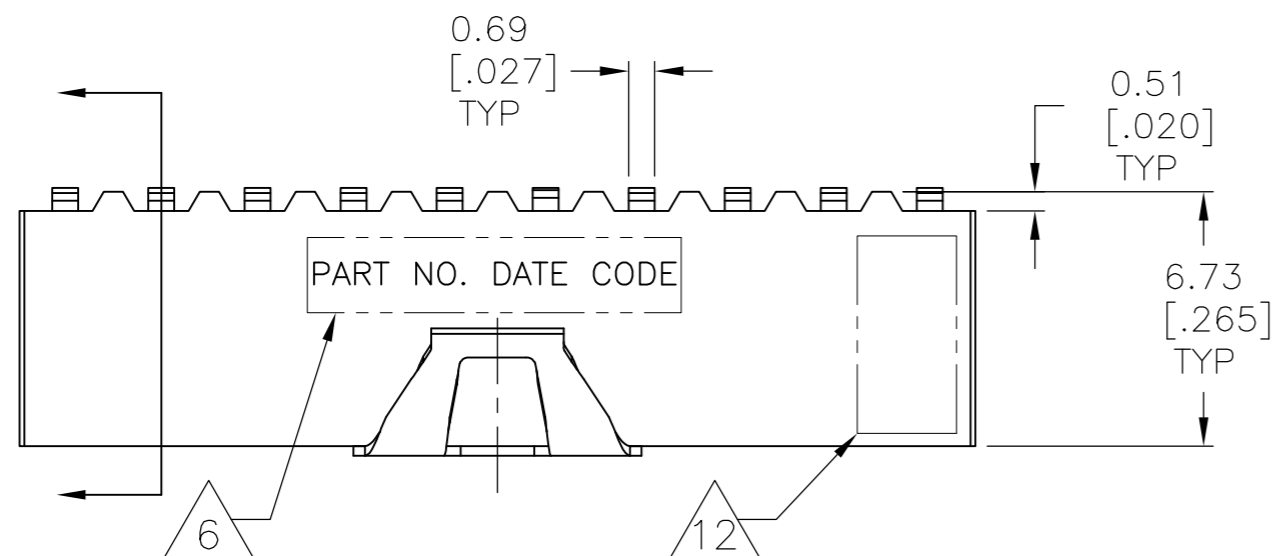


THIS DRAWING IS UNPUBLISHED. RELEASED FOR PUBLICATION  
 © COPYRIGHT - By - ALL RIGHTS RESERVED.

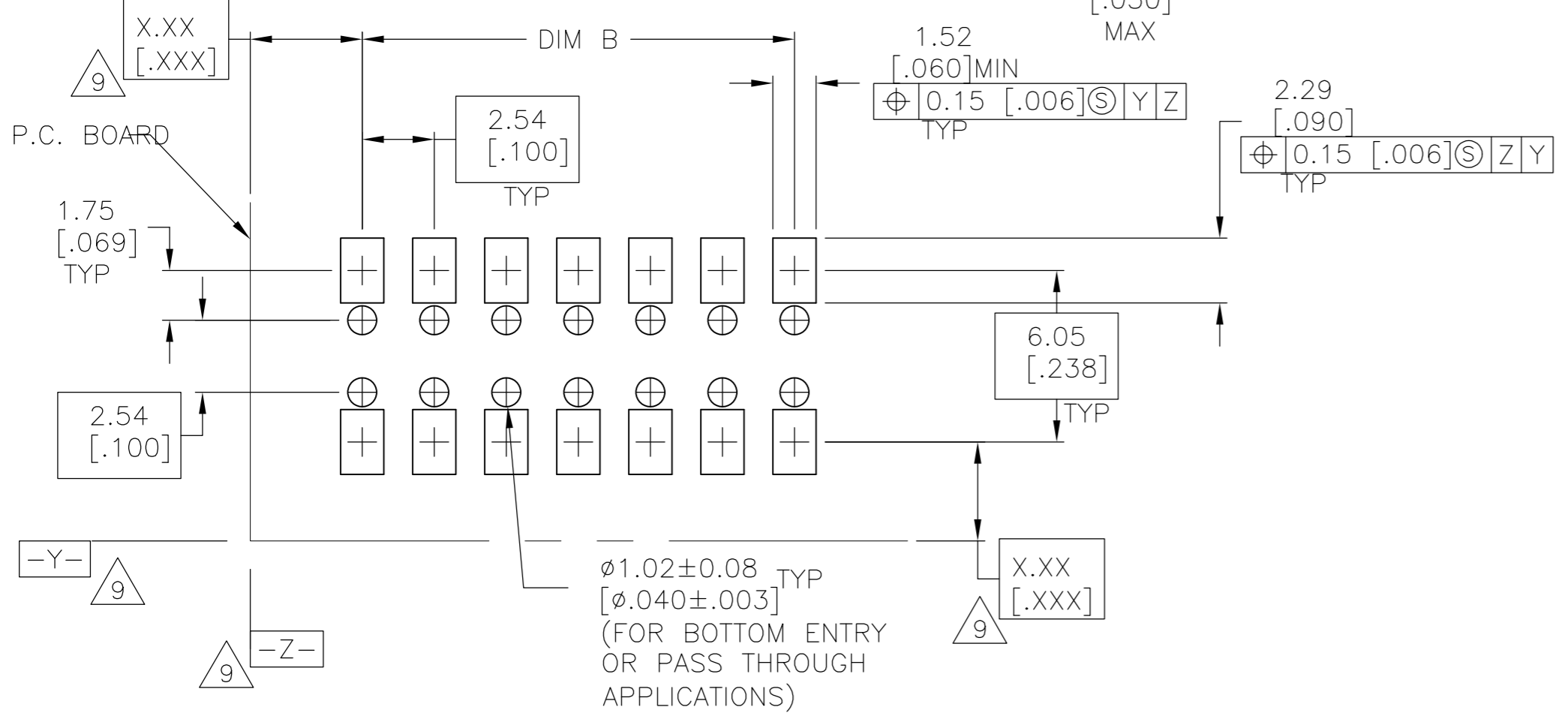
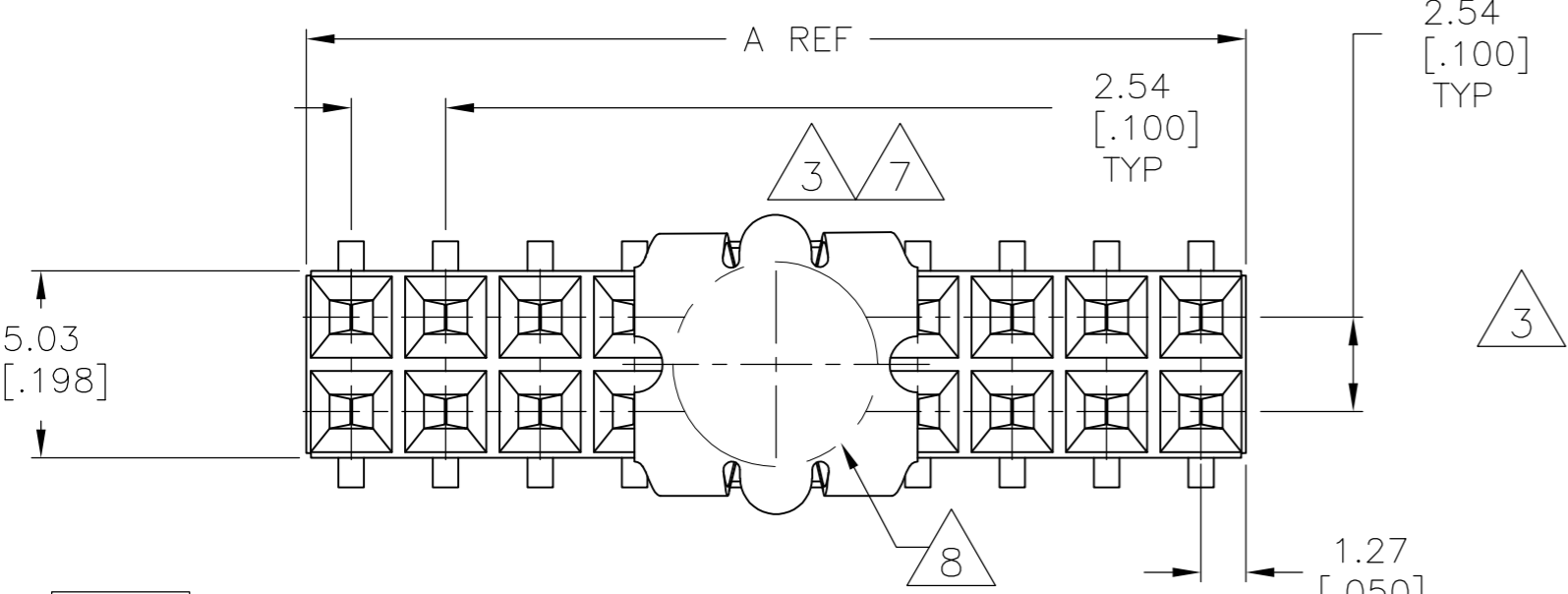
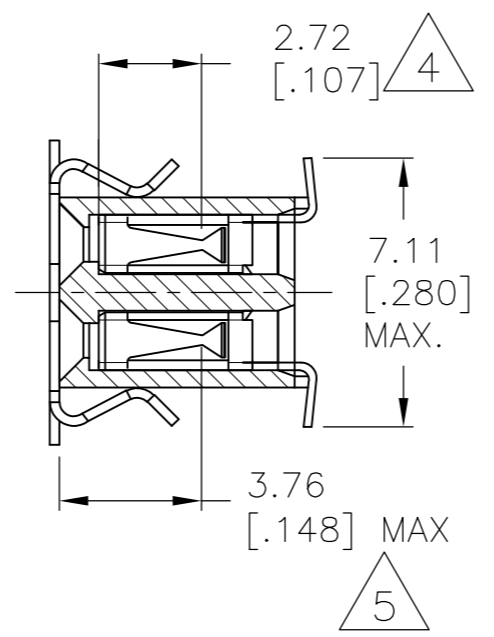
LOC	DIST	REVISIONS					
AD	00	P	LTR	DESCRIPTION	DATE	DWN	APVD
		F5		REVISED PER ECO-13-005565	03APR13	KH	JO



- 13 NO PART NUMBER REQUIRED ON THIS PART.
- 14 CONTACTS: 0.76µm [.000030] MIN GOLD ON CONTACT AREA ONLY, 3.81-7.62µm [.000150-.000300] MATTE TIN ON SOLDER TINES, ALL OVER 1.27µm [.000050] MIN NICKEL.
- 15 ROHS 2002/95/EC COMPLIANT
- 16 SUPERSEDED BY 5-147741-6
- 17 SUPERSEDED BY 5-147741-7
- 18 SUPERSEDED BY 5-147741-8
- 19 SUPERSEDED BY 8-147741-6

SEE SHEET 2 FOR P/N'S -51 THRU -90

99.06 [3.900]	101.60 [4.000]	80	4-147741-0
96.52 [3.800]	99.06 [3.900]	78	3-147741-9
93.98 [3.700]	96.52 [3.800]	76	3-147741-8
91.44 [3.600]	93.98 [3.700]	74	3-147741-7
88.90 [3.500]	91.44 [3.600]	72	3-147741-6
86.36 [3.400]	88.90 [3.500]	70	3-147741-5
83.82 [3.300]	86.36 [3.400]	68	3-147741-4
81.28 [3.200]	83.82 [3.300]	66	3-147741-3
78.74 [3.100]	81.28 [3.200]	64	3-147741-2
76.20 [3.000]	78.74 [3.100]	62	3-147741-1
73.66 [2.900]	76.20 [3.000]	60	3-147741-0
71.12 [2.800]	73.66 [2.900]	58	2-147741-9
68.58 [2.700]	71.12 [2.800]	56	2-147741-8
66.04 [2.600]	68.58 [2.700]	54	2-147741-7
63.50 [2.500]	66.04 [2.600]	52	2-147741-6
60.96 [2.400]	63.50 [2.500]	50	2-147741-5
58.42 [2.300]	60.96 [2.400]	48	2-147741-4
55.88 [2.200]	58.42 [2.300]	46	2-147741-3
53.34 [2.100]	55.88 [2.200]	44	2-147741-2
50.80 [2.000]	53.34 [2.100]	42	2-147741-1
48.26 [1.900]	50.80 [2.000]	40	2-147741-0
45.72 [1.800]	48.26 [1.900]	38	1-147741-9
43.18 [1.700]	45.72 [1.800]	36	1-147741-8
40.64 [1.600]	43.18 [1.700]	34	1-147741-7
38.10 [1.500]	40.64 [1.600]	32	1-147741-6
35.56 [1.400]	38.10 [1.500]	30	1-147741-5
33.02 [1.300]	35.56 [1.400]	28	1-147741-4
30.48 [1.200]	33.02 [1.300]	26	1-147741-3
27.94 [1.100]	30.48 [1.200]	24	1-147741-2
25.40 [1.000]	27.94 [1.100]	22	1-147741-1
22.86 [.900]	25.40 [1.000]	20	1-147741-0
20.32 [.800]	22.86 [.900]	18	147741-9
17.78 [.700]	20.32 [.800]	16	147741-8
15.24 [.600]	17.78 [.700]	14	147741-7
12.70 [.500]	15.24 [.600]	12	147741-6
10.16 [.400]	12.70 [.500]	10	147741-5
7.62 [.300]	10.16 [.400]	8	147741-4
5.08 [.200]	7.62 [.300]	6	147741-3
2.54 [.100]	5.08 [.200]	4	147741-2
	2.54 [.100]	2	147741-1



RECOMMENDED PC BOARD PAD PATTERN  
 0.20 [.008] THICK STENCIL

- 1 HOUSING: GLASS FILLED, FLAME RETARDANT POLYESTER, BLACK CONTACTS: PHOSPHOR BRONZE. VACUUM COVER: STAINLESS STEEL
- 2 CONTACTS: 0.76µm [.000030] MIN GOLD ON CONTACT AREA ONLY, 3.81-7.62µm [.000150-.000300] BRIGHT TIN-LEAD ON SOLDER TINES, ALL OVER 1.27µm [.000050] MIN NICKEL.
- 3 DIMENSION APPLIES TO HOUSING CAVITY CENTERLINES ONLY.
- 4 POINT OF MEASUREMENT FOR PLATING THICKNESS.
- 5 POINT OF CONTACT DIMENSION.
- 6 MARK PART NUMBER AND DATE CODE IN APPROXIMATE LOCATION SHOWN, EITHER SIDE.
- 7 TOLERANCE IS NON-CUMULATIVE.
- 8 5.5 [.217] MIN TARGET AREA FOR VACUUM PICK-UP COVERS TO BE REMOVED AFTER SOLDERING.
- 9 DATUMS AND BASIC DIMENSIONS ESTABLISHED BY CUSTOMER.
- 10. PACKAGED IN TUBES
- 11 FOR 2 POS, DATE CODE IS STAMPED OPPOSITE SIDE OF TE LOGO.
- 12 TE TRADEMARK AND CSA LOGO ARE MOLDED INTO HOUSING.

11, 13 OBSOLETE

THIS DRAWING IS A CONTROLLED DOCUMENT.		DWN M.BINNER 20MAY02	TE Connectivity
DIMENSIONS: mm [INCHES]		CHK J.OLSON 20MAY02	
TOLERANCES UNLESS OTHERWISE SPECIFIED:		APVD J.OLSON 20MAY02	NAME RCPT ASSY, MOD IV, DOUBLE ROW, VERTICAL, DUAL ENTRY, .100X.100 C/L, SURFACE MOUNT, AMPMODU
0 PLC ± - 1 PLC ± - 2 PLC ± 0.13 [.005] 3 PLC ± 0.013 [.0005] 4 PLC ± - ANGLES ± -		PRODUCT SPEC 108-25022	
MATERIAL 1	FINISH SEE TABLE	APPLICATION SPEC 114-25018	SIZE A2
CUSTOMER DRAWING		WEIGHT -	CAGE CODE 00779
		SCALE 5:1	DRAWING NO 147741
		SHEET 1 of 2	RESTRICTED TO -
		REV F5	

THIS DRAWING IS UNPUBLISHED. RELEASED FOR PUBLICATION  
 © COPYRIGHT - By - ALL RIGHTS RESERVED.

LOC	DIST	REVISIONS			
P	LTR	DESCRIPTION	DATE	DWN	APVD
-	-	SEE SHEET 1	-	-	-

99.06	[3.900]	101.60	[4.000]	80	9-147741-0
96.52	[3.800]	99.06	[3.900]	78	8-147741-9
93.98	[3.700]	96.52	[3.800]	76	8-147741-8
91.44	[3.600]	93.98	[3.700]	74	8-147741-7
88.90	[3.500]	91.44	[3.600]	72	8-147741-6
86.36	[3.400]	88.90	[3.500]	70	8-147741-5
83.82	[3.300]	86.36	[3.400]	68	8-147741-4
81.28	[3.200]	83.82	[3.300]	66	8-147741-3
78.74	[3.100]	81.28	[3.200]	64	8-147741-2
76.20	[3.000]	78.74	[3.100]	62	8-147741-1
73.66	[2.900]	76.20	[3.000]	60	8-147741-0
71.12	[2.800]	73.66	[2.900]	58	7-147741-9
68.58	[2.700]	71.12	[2.800]	56	7-147741-8
66.04	[2.600]	68.58	[2.700]	54	7-147741-7
63.50	[2.500]	66.04	[2.600]	52	7-147741-6
60.96	[2.400]	63.50	[2.500]	50	7-147741-5
58.42	[2.300]	60.96	[2.400]	48	7-147741-4
55.88	[2.200]	58.42	[2.300]	46	7-147741-3
53.34	[2.100]	55.88	[2.200]	44	7-147741-2
50.80	[2.000]	53.34	[2.100]	42	7-147741-1
48.26	[1.900]	50.80	[2.000]	40	7-147741-0
45.72	[1.800]	48.26	[1.900]	38	6-147741-9
43.18	[1.700]	45.72	[1.800]	36	6-147741-8
40.64	[1.600]	43.18	[1.700]	34	6-147741-7
38.10	[1.500]	40.64	[1.600]	32	6-147741-6
35.56	[1.400]	38.10	[1.500]	30	6-147741-5
33.02	[1.300]	35.56	[1.400]	28	6-147741-4
30.48	[1.200]	33.02	[1.300]	26	6-147741-3
27.94	[1.100]	30.48	[1.200]	24	6-147741-2
25.40	[1.000]	27.94	[1.100]	22	6-147741-1
22.86	[.900]	25.40	[1.000]	20	6-147741-0
20.32	[.800]	22.86	[.900]	18	5-147741-9
17.78	[.700]	20.32	[.800]	16	5-147741-8
15.24	[.600]	17.78	[.700]	14	5-147741-7
12.70	[.500]	15.24	[.600]	12	5-147741-6
10.16	[.400]	12.70	[.500]	10	5-147741-5
7.62	[.300]	10.16	[.400]	8	5-147741-4
5.08	[.200]	7.62	[.300]	6	5-147741-3
2.54	[.100]	5.08	[.200]	4	5-147741-2
		2.54	[.100]	2	5-147741-1

14  
15

13  
13  
13  
13

11, 13 OBSOLETE

FINISH	B	A	NO OF POSN	PART NUMBER
--------	---	---	------------	-------------

THIS DRAWING IS A CONTROLLED DOCUMENT.		DWN M.BINNER 20MAY02	<b>STE</b> TE Connectivity	
DIMENSIONS: mm [INCHES]		CHK J.OLSON 20MAY02		
TOLERANCES UNLESS OTHERWISE SPECIFIED:		APVD J.OLSON 20MAY02	NAME RCPT ASSY, MOD IV, DOUBLE ROW, VERTICAL, DUAL ENTRY, .100X.100 C/L, SURFACE MOUNT, AMPMODU	
0 PLC ± - 1 PLC ± - 2 PLC ± 0.13[.005] 3 PLC ± 0.013[.0005] 4 PLC ± - ANGLES ± -		PRODUCT SPEC 108-25022	SIZE A2	CAGE CODE 00779
MATERIAL 1		APPLICATION SPEC 114-25018	DRAWING NO C=147741	RESTRICTED TO -
FINISH SEE TABLE		WEIGHT -	SCALE 5:1	SHEET 2 OF 2
		CUSTOMER DRAWING	REV F5	