

MS-215-4







MS-215-4

Form C Reed Sensor

Electrical Characteristics		@ 25 °C
Contact form		C
Contact rating max.	W / VA	5
Switching voltage max.	VDC	175
	VAC	120
Switching current max.	A	0.25
Carry current max.	A	1.5
Breakdown voltage min.	VDC	200
Total resistance max. (initial)	mΩ	200
Insulation resistance min.	Ω	10 ⁹

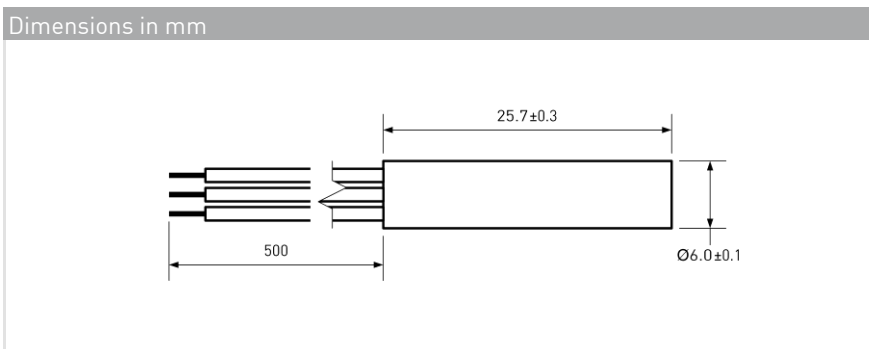
Features
➤ Compact size
➤ Mechanically protected
➤ Replaces various competitors types
➤ Customized types available

Magnetical Characteristics (of unmodified Reed Switch)		@ 25 °C
Pull in range available	AT	15 - 30
Drop out min.	AT	5
Test coil	TC	200
Test equipment tolerance	± AT	2

Approvals





Operating Characteristics (of unmodified Reed Switch)		@ 25 °C
Switching frequency max.	Hz	100
Resonant frequency typ.	Hz	1100
Operate time max. (incl. bounce)	ms	0.7
Release time max.	ms	1

Environmental Characteristics	
Operating temperature	°C -20 to +85
Vibration (50-2000 Hz)	g 30
Shock (1/2 sin 11 ms)	g 50



Ordering Information	
Packing Unit	50 pcs
Weight per piece	4.8 g
Weight per package	215 g
Standard AT Ranges	
2 =	15 to 20 AT
3 =	20 to 25 AT
4 =	25 to 30 AT
Ordering Example	
MS-215-4-2-0500 describes MS-215-4 with 15 to 20 AT.	

MS-215-4

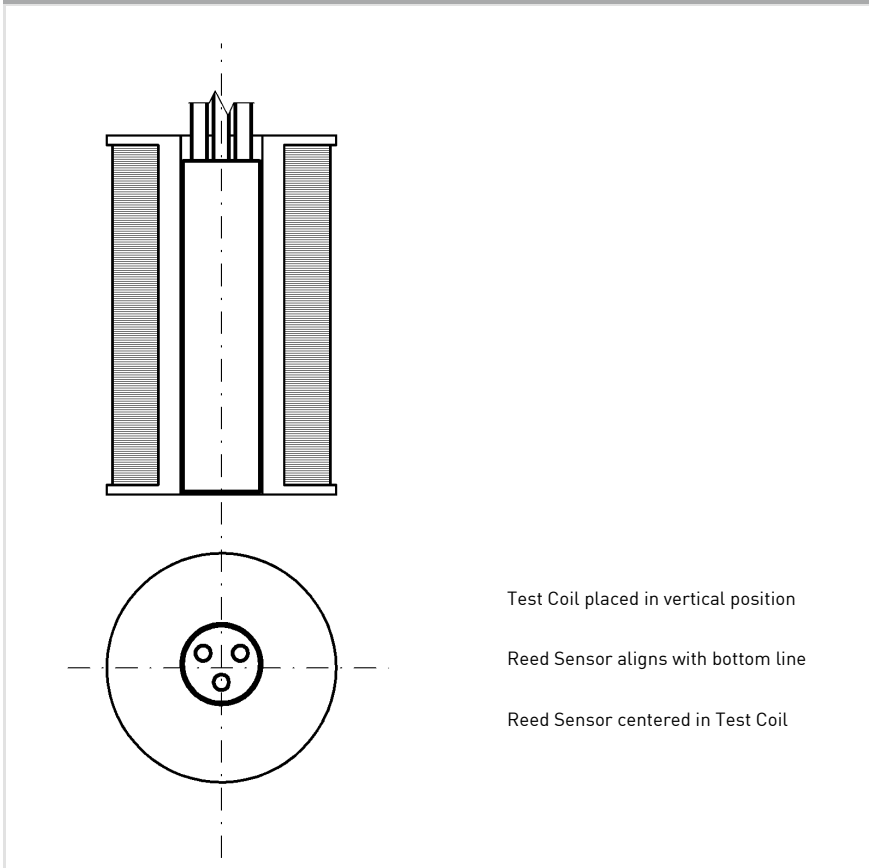


MS-215-4
Form C Reed Sensor

Material Information

	Material	Colour
Housing	ABS	black
Cable	UL 1061, AWG 24, 4 mm stripped and tinned	COM: black, NO: red, NC: brown
Potting compound	Epoxy	black

Test Procedure of final Reed Sensor



Test Parameters

Test coil	TC-093
Test programs	
AT range	Test program
2 =	MS-215-4-2
3 =	MS-215-4-3
4 =	MS-215-4-4

Remarks

When mounted onto ferromagnetic parts switching distance of MS-215-4 may reduce.
Electromagnetical influences and magnetic fields may change the switching behaviour of the sensor.