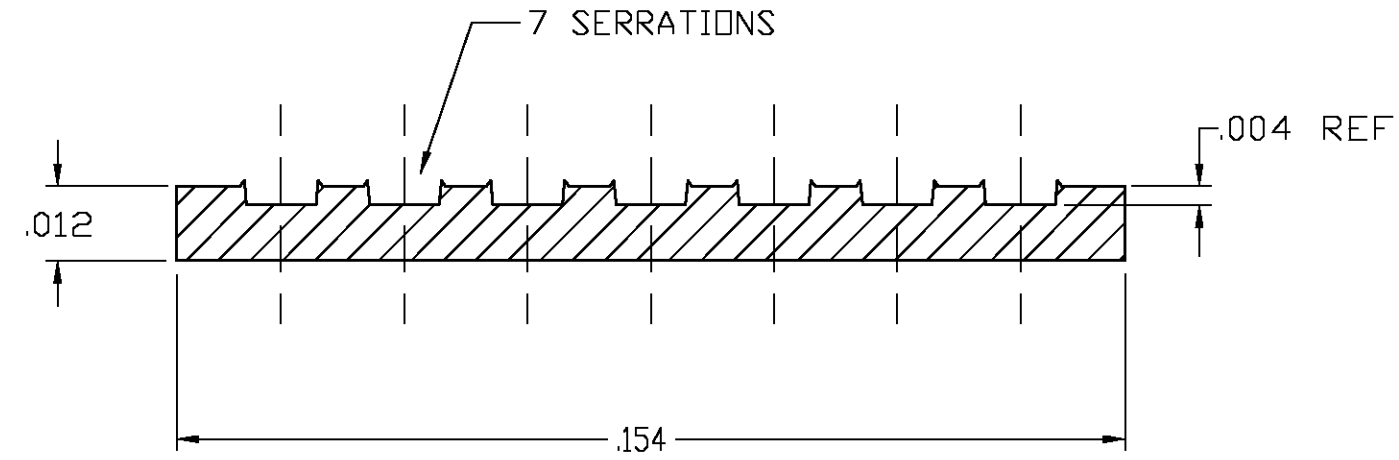
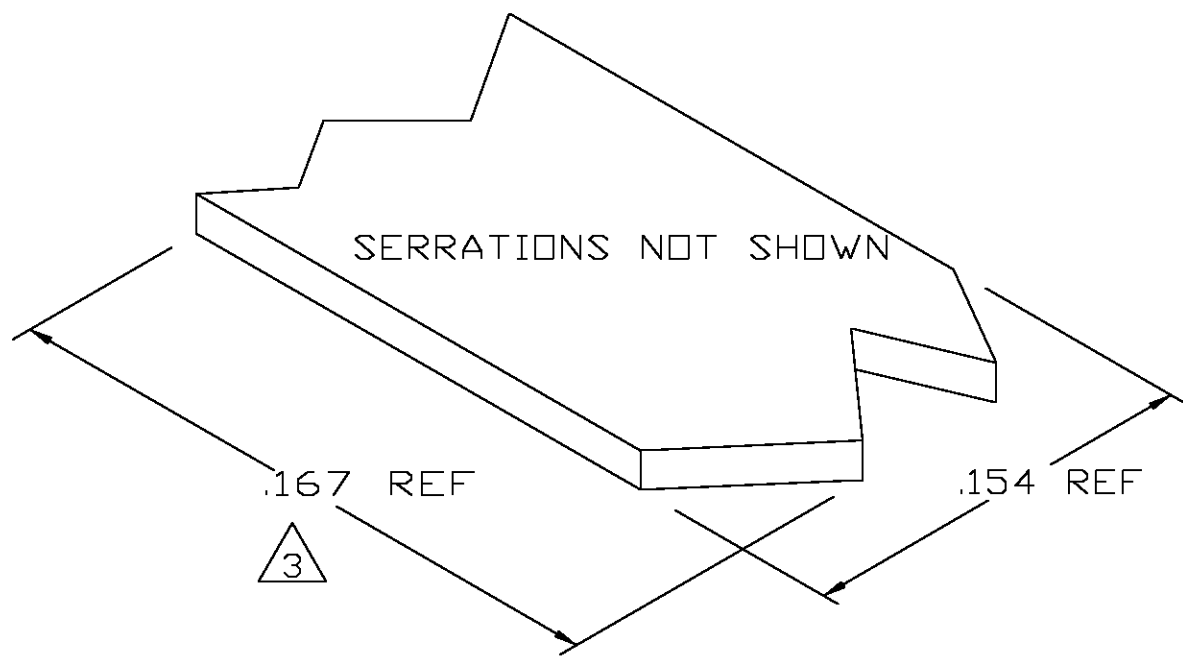


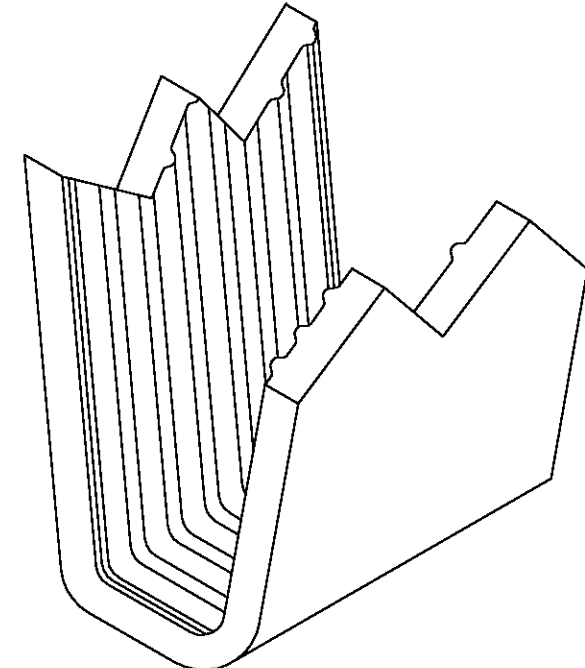
THIS DRAWING IS UNPUBLISHED. RELEASED FOR PUBLICATION
 © COPYRIGHT BY TYCO ELECTRONICS CORPORATION. ALL RIGHTS RESERVED.

LOC	DIST	REVISIONS			
P	LTR	DESCRIPTION	DATE	DWN	APVD
AF	50	0	TRANSFERED TO TYCO FORMAT	31MAR03	MF EH

- 1 CRIMPBAND MATERIAL PROVIDED IN CONTINUOUS STRIP.
 - 2 REFERENCE DESCRIPTIVE PART NUMBER G0326R12B.
- △3 BLANK LENGTH DETERMINED BY 032 TOOLSET.



TYP. CROSS SECTION



PARTIAL FORMED VIEW (REF)
FORMED BY APPLICATION TOOLING

1601502-1
PART NUMBER

THIS DRAWING IS A CONTROLLED DOCUMENT.		DWN 31MAR2003 MICHAEL S. FEHER	Tyco Electronics Corporation Harrisburg, PA 17105-3608	
DIMENSIONS: INCHES		CHK 31MAR2003 EDWARD HOWARD	NAME -	
TOLERANCES UNLESS OTHERWISE SPECIFIED:		APVD 31MAR2003 EDWARD HOWARD	PRODUCT SPEC -	
0 PLC ± -		APPLICATION SPEC -	SIZE A3	
1 PLC ± -		WEIGHT -	CAGE CODE 00779	DRAWING NO 1601502
2 PLC ± -		RESTRICTED TO -		
3 PLC ± .005		SCALE 1:1		
4 PLC ± -		SHEET 1 OF 1		
ANGLES ± -		REV 0		
FINISH NONE		CUSTOMER DRAWING		
MATERIAL UNS C26000 BRASS				