



solid-state time-delayed front-side auxiliary switch Time range 0.5...10 s, 100 ... 127 V AC / DC, 1 NO contact, 1 NC contact OFF delay, without control signal for 3RT1

<b>product brand name</b>	SIRIUS
<b>product designation</b>	auxiliary switch
<b>design of the product</b>	With OFF-delay
<b>product type designation</b>	3RT19
<b>General technical data</b>	
<b>size of contactor can be combined company-specific</b>	S0 ... S12
<b>product component semi-conductor output</b>	No
<b>product extension required remote control</b>	No
<b>product extension optional remote control</b>	No
<b>insulation voltage for overvoltage category III according to IEC 60664 with degree of pollution 3 rated value</b>	300 V
<b>degree of pollution</b>	3
<b>surge voltage resistance rated value</b>	4 000 V
<b>shock resistance acc. to IEC 60068-2-27</b>	11g / 15 ms
<b>vibration resistance acc. to IEC 60068-2-6</b>	10 ... 55 Hz: 0.35 mm
<b>mechanical service life (switching cycles) typical</b>	10 000 000
<b>electrical endurance (switching cycles) at AC-15 at 230 V typical</b>	100 000
<b>adjustable time</b>	0.5 ... 10 s
<b>relative setting accuracy relating to full-scale value</b>	15 %
<b>minimum ON period</b>	200 ms
<b>recovery time</b>	150 ms
<b>reference code acc. to IEC 81346-2</b>	K
<b>relative repeat accuracy</b>	1 %
<b>Product Function</b>	
<b>product function star-delta circuit</b>	No
<b>Control circuit/ Control</b>	
<b>type of voltage of the control supply voltage</b>	AC
<b>control supply voltage 1 at AC</b>	
• at 50 Hz	100 ... 127 V
• at 60 Hz	100 ... 127 V
<b>control supply voltage frequency 1</b>	50 ... 60 Hz
<b>operating range factor control supply voltage rated value at DC</b>	
• initial value	0.85
• full-scale value	1.1
<b>operating range factor control supply voltage rated value at AC at 50 Hz</b>	

<ul style="list-style-type: none"> <li>• initial value</li> </ul>	0.85
<ul style="list-style-type: none"> <li>• full-scale value</li> </ul>	1.1
<b>operating range factor control supply voltage rated value at AC at 60 Hz</b>	
<ul style="list-style-type: none"> <li>• initial value</li> </ul>	0.85
<ul style="list-style-type: none"> <li>• full-scale value</li> </ul>	1.1
<b>Switching Function</b>	
<b>switching function</b>	
<ul style="list-style-type: none"> <li>• ON-delay</li> </ul>	No
<ul style="list-style-type: none"> <li>• ON-delay/instantaneous contact</li> </ul>	No
<ul style="list-style-type: none"> <li>• passing make contact</li> </ul>	No
<ul style="list-style-type: none"> <li>• passing make contact/instantaneous contact</li> </ul>	No
<ul style="list-style-type: none"> <li>• OFF delay</li> </ul>	Yes
<b>switching function</b>	
<ul style="list-style-type: none"> <li>• flashing symmetrically with interval start/instantaneous</li> </ul>	No
<ul style="list-style-type: none"> <li>• flashing symmetrically with interval start</li> </ul>	No
<ul style="list-style-type: none"> <li>• flashing symmetrically with pulse start/instantaneous</li> </ul>	No
<ul style="list-style-type: none"> <li>• flashing symmetrically with pulse start</li> </ul>	No
<ul style="list-style-type: none"> <li>• flashing asymmetrically with interval start</li> </ul>	No
<ul style="list-style-type: none"> <li>• flashing asymmetrically with pulse start</li> </ul>	No
<b>switching function</b>	
<ul style="list-style-type: none"> <li>• constant clock cycle with pulse start</li> </ul>	No
<ul style="list-style-type: none"> <li>• constant clock cycle with interval start</li> </ul>	No
<b>switching function</b>	
<ul style="list-style-type: none"> <li>• variably clocked with pulse start</li> </ul>	No
<ul style="list-style-type: none"> <li>• variably clocked with interval start</li> </ul>	No
<b>switching function</b>	
<ul style="list-style-type: none"> <li>• star-delta circuit with delay time</li> </ul>	No
<ul style="list-style-type: none"> <li>• star-delta circuit</li> </ul>	No
<b>switching function with control signal</b>	
<ul style="list-style-type: none"> <li>• additive ON-delay</li> </ul>	No
<ul style="list-style-type: none"> <li>• passing break contact</li> </ul>	No
<ul style="list-style-type: none"> <li>• passing break contact/instantaneous</li> </ul>	No
<ul style="list-style-type: none"> <li>• OFF delay</li> </ul>	No
<ul style="list-style-type: none"> <li>• OFF delay/instantaneous</li> </ul>	No
<ul style="list-style-type: none"> <li>• pulse delayed</li> </ul>	No
<ul style="list-style-type: none"> <li>• pulse delayed/instantaneous</li> </ul>	No
<ul style="list-style-type: none"> <li>• pulse-shaping</li> </ul>	No
<ul style="list-style-type: none"> <li>• pulse-shaping/instantaneous</li> </ul>	No
<ul style="list-style-type: none"> <li>• additive ON-delay/instantaneous</li> </ul>	No
<ul style="list-style-type: none"> <li>• ON-delay/OFF-delay</li> </ul>	No
<ul style="list-style-type: none"> <li>• ON-delay/OFF-delay/instantaneous</li> </ul>	No
<ul style="list-style-type: none"> <li>• passing make contact</li> </ul>	No
<ul style="list-style-type: none"> <li>• passing make contact/instantaneous contact</li> </ul>	No
<b>switching function of interval relay with control signal</b>	
<ul style="list-style-type: none"> <li>• retrotriggerable with deactivated control signal/instantaneous contact</li> </ul>	No
<ul style="list-style-type: none"> <li>• retrotriggerable with switched-on control signal</li> </ul>	No
<ul style="list-style-type: none"> <li>• retrotriggerable with switched-on control signal/instantaneous contact</li> </ul>	No
<ul style="list-style-type: none"> <li>• retriggerable with deactivated control signal</li> </ul>	No
<b>design of the control terminal non-floating</b>	No
<b>Short-circuit protection</b>	
design of the fuse link for short-circuit protection of the auxiliary switch required	fuse gL/gG: 4 A
<b>Auxiliary circuit</b>	
<b>number of NC contacts</b>	

<ul style="list-style-type: none"> <li>• delayed switching</li> <li>• instantaneous contact</li> </ul>	1
<b>number of NO contacts</b>	0
<ul style="list-style-type: none"> <li>• delayed switching</li> <li>• instantaneous contact</li> </ul>	1
<b>number of CO contacts</b>	0
<ul style="list-style-type: none"> <li>• delayed switching</li> <li>• instantaneous contact</li> </ul>	0
<b>operational current of auxiliary contacts at AC-15</b>	
<ul style="list-style-type: none"> <li>• maximum</li> </ul>	3 A
<b>operational current of auxiliary contacts as NC contact at AC-15</b>	
<ul style="list-style-type: none"> <li>• at 24 V</li> <li>• at 250 V</li> </ul>	3 A 3 A
<b>operational current of auxiliary contacts as NO contact at AC-15</b>	
<ul style="list-style-type: none"> <li>• at 24 V</li> <li>• at 250 V</li> </ul>	3 A 3 A
<b>operational current of auxiliary contacts at DC-13</b>	
<ul style="list-style-type: none"> <li>• at 24 V</li> <li>• at 125 V</li> <li>• at 250 V</li> </ul>	1 A 0.2 A 0.1 A
<b>Inputs/ Outputs</b>	
<b>product function</b>	
<ul style="list-style-type: none"> <li>• at the relay outputs switchover delayed/without delay</li> <li>• non-volatile</li> </ul>	No No
<b>Electromagnetic compatibility</b>	
EMC immunity acc. to IEC 61812-1	EN 61000-6-2
<b>conducted interference</b>	
<ul style="list-style-type: none"> <li>• due to burst acc. to IEC 61000-4-4</li> <li>• due to conductor-earth surge acc. to IEC 61000-4-5</li> <li>• due to conductor-conductor surge acc. to IEC 61000-4-5</li> </ul>	2 kV network connection / 1 kV control connection 2 kV 1 kV
<b>field-based interference acc. to IEC 61000-4-3</b>	10 V/m
<b>electrostatic discharge acc. to IEC 61000-4-2</b>	4 kV contact discharge / 8 kV air discharge
<b>Safety related data</b>	
<b>touch protection against electrical shock</b>	finger-safe
<b>protection class IP on the front acc. to IEC 60529</b>	IP20
<b>type of insulation</b>	Basic insulation
<b>category acc. to EN 954-1</b>	none
<b>Connections/ Terminals</b>	
product function removable terminal for auxiliary and control circuit	No
type of electrical connection for auxiliary and control circuit	screw-type terminals
<b>type of connectable conductor cross-sections</b>	
<ul style="list-style-type: none"> <li>• solid</li> <li>• finely stranded with core end processing</li> <li>• at AWG cables solid</li> <li>• at AWG cables stranded</li> </ul>	1x (0.5 ... 4.0 mm <sup>2</sup> ), 2x (0.5 ... 2.5 mm <sup>2</sup> ) 1x (0.5 ... 2.5 mm <sup>2</sup> ), 2x (0.5 ... 1.5 mm <sup>2</sup> ) 2x (20 ... 14) 2x (20 ... 14)
<ul style="list-style-type: none"> <li>• connectable conductor cross-section solid</li> <li>• connectable conductor cross-section finely stranded with core end processing</li> </ul>	0.5 ... 4 m <sup>2</sup> 0.5 ... 2.5 m <sup>2</sup>
<ul style="list-style-type: none"> <li>• AWG number as coded connectable conductor cross section solid</li> <li>• AWG number as coded connectable conductor cross section stranded</li> </ul>	18 ... 14 18 ... 14
<b>Installation/ mounting/ dimensions</b>	
<b>mounting position</b>	any




<b>fastening method</b>	clip-on
<b>height</b>	46 mm
<b>width</b>	33 mm
<b>depth</b>	73 mm
<b>required spacing</b>	
<ul style="list-style-type: none"> <li>• with side-by-side mounting <ul style="list-style-type: none"> <li>— forwards 0 m</li> <li>— backwards 0 m</li> <li>— upwards 0 m</li> <li>— downwards 0 m</li> <li>— at the side 0 m</li> </ul> </li> <li>• for grounded parts <ul style="list-style-type: none"> <li>— forwards 0 m</li> <li>— backwards 0 m</li> <li>— upwards 0 m</li> <li>— at the side 0 m</li> <li>— downwards 0 m</li> </ul> </li> <li>• for live parts <ul style="list-style-type: none"> <li>— forwards 0 m</li> <li>— backwards 0 m</li> <li>— upwards 0 m</li> <li>— downwards 0 m</li> <li>— at the side 0 m</li> </ul> </li> </ul>	




<b>Ambient conditions</b>	
installation altitude at height above sea level maximum	2 000 m
<ul style="list-style-type: none"> <li>• ambient temperature during operation -25 ... +60 °C</li> <li>• ambient temperature during storage -40 ... +85 °C</li> <li>• ambient temperature during transport -40 ... +85 °C</li> </ul>	
relative humidity during operation	15 ... 95 %

<b>Certificates/ approvals</b>		
<b>General Product Approval</b>	<b>EMC</b>	<b>Declaration of Conformity</b>



[Miscellaneous](#)

<b>Declaration of Conformity</b>	<b>Test Certificates</b>	<b>Marine / Shipping</b>			
 EG-Konf.	<a href="#">Miscellaneous</a>	<a href="#">Special Test Certificate</a>	<a href="#">Type Test Certificates/Test Report</a>	 ABS	 PRS

<b>Marine / Shipping</b>	<b>other</b>	<b>Railway</b>	
 RINA	 RMRS	 DNV GL	<a href="#">Confirmation</a> <a href="#">Miscellaneous</a> <a href="#">Special Test Certificate</a>

**Further information**  
Information- and Downloadcenter (Catalogs, Brochures,...)  
<https://www.siemens.com/ic10>  
Industry Mall (Online ordering system)

<https://mall.industry.siemens.com/mall/en/en/Catalog/product?mlfb=3RT1926-2FK21>

Cax online generator

<http://support.automation.siemens.com/WW/CAXorder/default.aspx?lang=en&mlfb=3RT1926-2FK21>

Service&Support (Manuals, Certificates, Characteristics, FAQs,...)

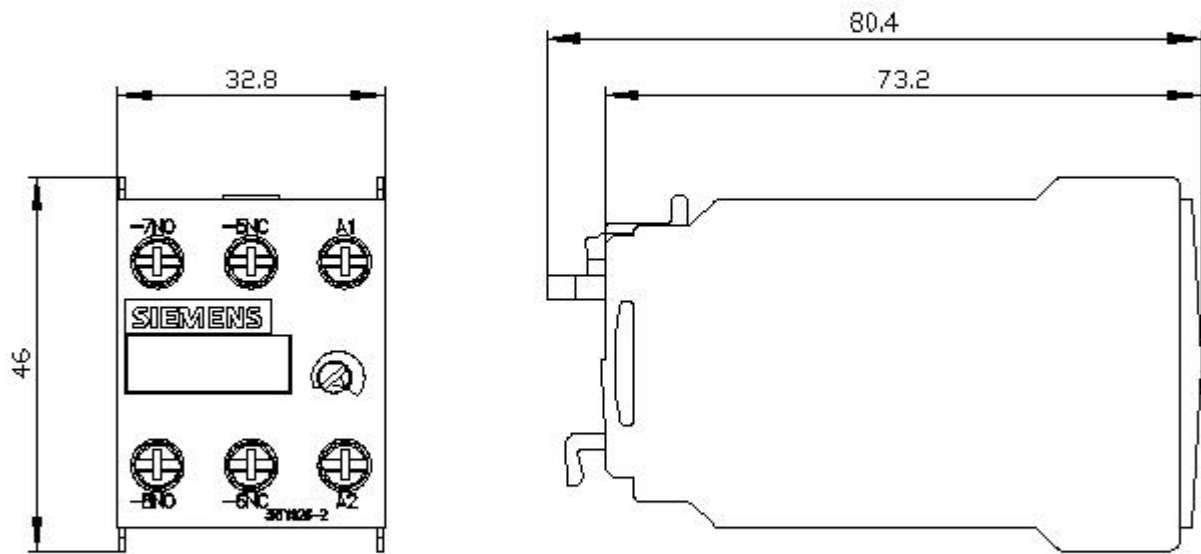
<https://support.industry.siemens.com/cs/ww/en/ps/3RT1926-2FK21>

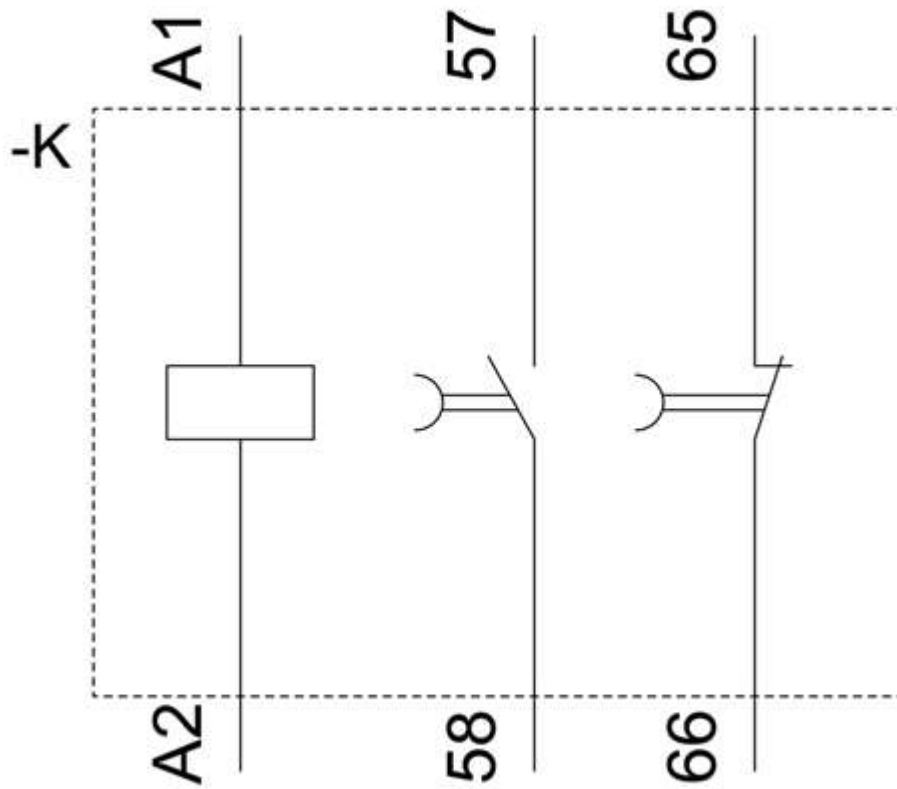
Image database (product images, 2D dimension drawings, 3D models, device circuit diagrams, EPLAN macros, ...)

[http://www.automation.siemens.com/bilddb/cax\\_de.aspx?mlfb=3RT1926-2FK21&lang=en](http://www.automation.siemens.com/bilddb/cax_de.aspx?mlfb=3RT1926-2FK21&lang=en)

Characteristic: Derating

<https://support.industry.siemens.com/cs/ww/en/ps/3RT1926-2FK21/manual>





last modified:

12/19/2020 