



THE INFORMATION CONTAINED HEREIN IS CONSIDERED "PROPRIETARY" TO BEL FUSE INC. AND SHALL NOT BE COPIED, REPRODUCED OR DISCLOSED WITHOUT THE WRITTEN APPROVAL OF BEL FUSE INC.

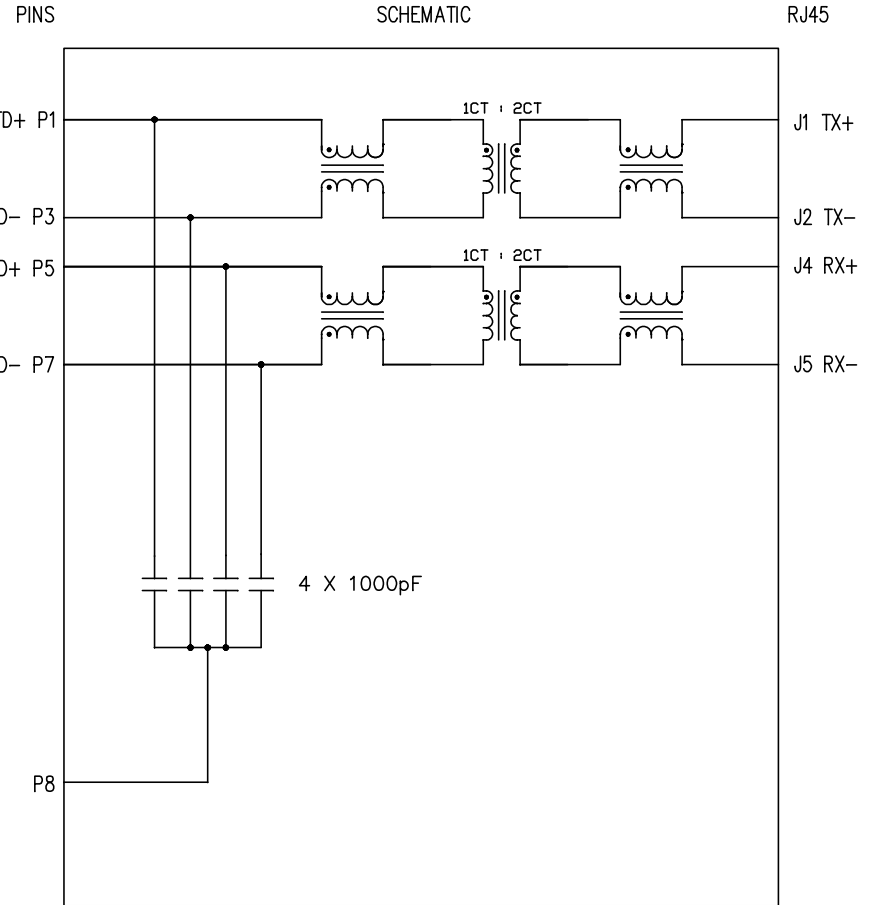
RoHS  
2002/95/EC



ELECTRICAL CHARACTERISTICS @ 25° C

ELECTRICAL SPECIFICATIONS:

- 1.0 TURNS RATIO: (P3-P1) : (J2-J1) : 1 : 2 ± 3%  
(P7-P5) : (J5-J4) : 1 : 2 ± 3%
- 2.0 INDUCTANCE: (P3-P1) ; (P7-P5) : 1.2mH MIN. @ 0.1V, 100KHz
- 3.0 LEAKAGE INDUCTANCE: P3-P1 (WITH J2 AND J1 SHORT) : 0.5uH MAX. @ 1MHz  
P7-P5 (WITH J5 AND J4 SHORT) : 0.5uH MAX. @ 1MHz
- 4.0 INTERWINDING CAPACITANCE: (P3,P1) TO (J2,J1) : 35pf MAX @ 1MHz  
(P7,P5) TO (J5,J4) : 35pf MAX. @ 1MHz
- 5.0 COMMON MODE ATTENUATION: : -20dB TYP @ 5MHz TO 100MHz
- 6.0 HIPOT: (P7-P5) TO (J5-J4) : 1500VAC  
(P3-P1) TO (J2-J1) : 1500VAC
- 7.0 RETURN LOSS: (J1-J2 & J4-J5) 100 OHM REF.  
51KHz TO 102KHz : 12dB MIN  
102KHz TO 2.048MHz : 18dB MIN  
2.048MHz TO 3.072MHz : 14dB MIN  
NOTE ; 25 OHMS CONNECTED TO PINS P1-P3 & P5-P7.
- 8.0 DC RESISTANCE: (P7-P5) ; (P3-P1) : 0.8 ohms Max.

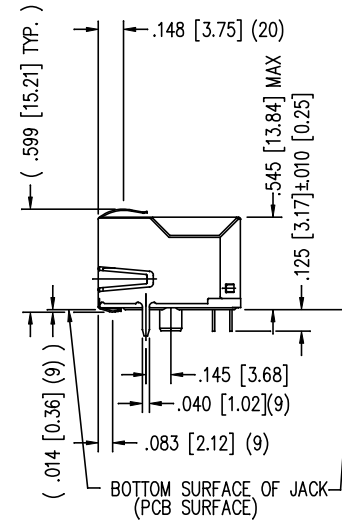
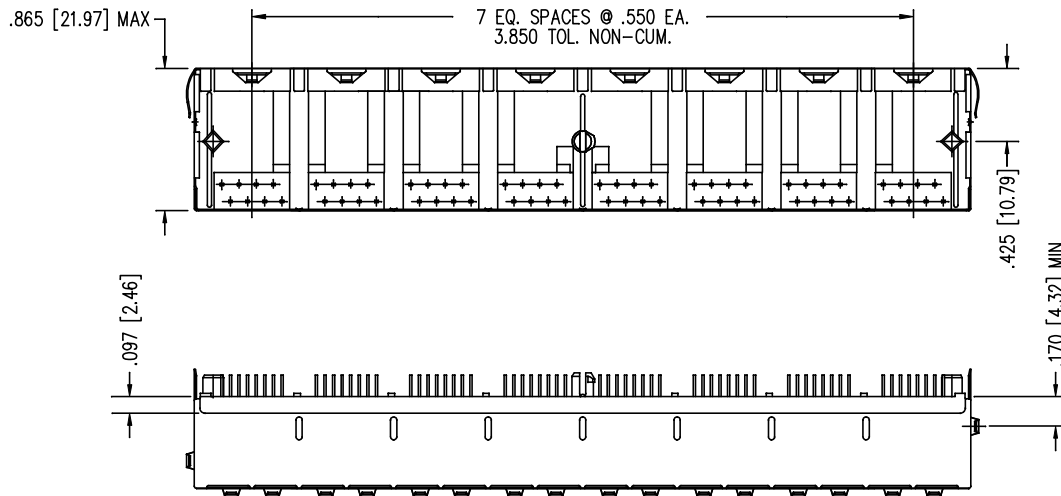
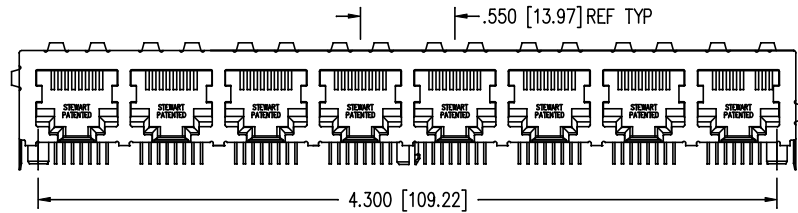
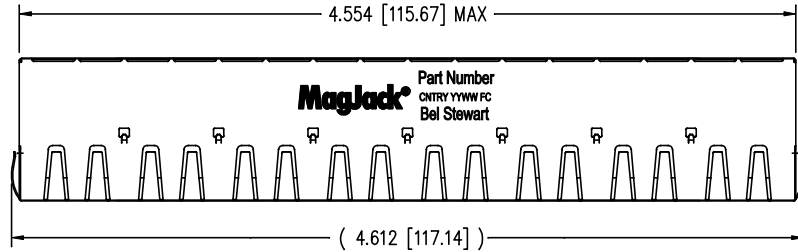


NOTES: 1.0 PINS WITHOUT ELECTRICAL CONNECTION ARE OMITTED.

ORIGINATED BY <b>Zeng Xiao Chun</b>	DATE <b>03-14-2011</b>	TITLE <b>MagJack® 10/100BT TAB DOWN,SHIELDED</b>	PART NO. / DRAWING NO. <b>SI-60060-F</b>	STANDARD DIM. TOL. IN INCH .X .XX .XXX ±0.005	[ ] METRIC DIM. AS REFERENCE UNIT : INCH [mm] SCALE : N/A 	REV. : A0 SIZE : A4 PAGE : 2	<b>bel</b> COMPONENTS OR A CONNECTED PLANET
DRAWN BY <b>Zhang Ru Sheng</b>	DATE <b>03-14-2011</b>		FILE NAME <b>SI-60060-F.DWG</b>				

THE INFORMATION CONTAINED HEREIN IS CONSIDERED "PROPRIETARY" TO BEL FUSE INC. AND SHALL NOT BE COPIED, REPRODUCED OR DISCLOSED WITHOUT THE WRITTEN APPROVAL OF BEL FUSE INC.

RoHS  
2002/95/EC



NOTES:

- CONNECTOR MATERIALS:  
HOUSING: THERMOPLASTIC UL94 V-0  
CONTACT/SHIELD: COPPER ALLOY  
SHIELD PLATING: NICKEL OR TIN  
CONTACT PLATING: SELECTIVE GOLD,  
50 MICRO-INCHES MIN. IN CONTACT AREA.
- PIN NOT ELECTRICALLY CONNECTED MAYBE OMITTED.  
SEE ELECTRICAL DRAWING FOR OMITTED PINS.
- TOLERANCES COMPLY WITH F.C.C. DIMENSION REQUIREMENTS.
- ALL TOLERANCES NOT OTHERWISE SPECIFIED TO BE ±.005 [0.13]
- REFLOW AND WAVE SOLDER COMPATIBLE-260°C FOR  
10 SECONDS MAX

ORIGINATED BY	DATE
Zeng Xiao Chun	03-14-2011
DRAWN BY	DATE
Zhang Ru Sheng	03-14-2011

TITLE
<b>MagJack®</b>
10/100BT TAB DOWN, SHIELDED

PART NO. / DRAWING NO.
SI-60060-F
FILE NAME
SI-60060-F.DWG

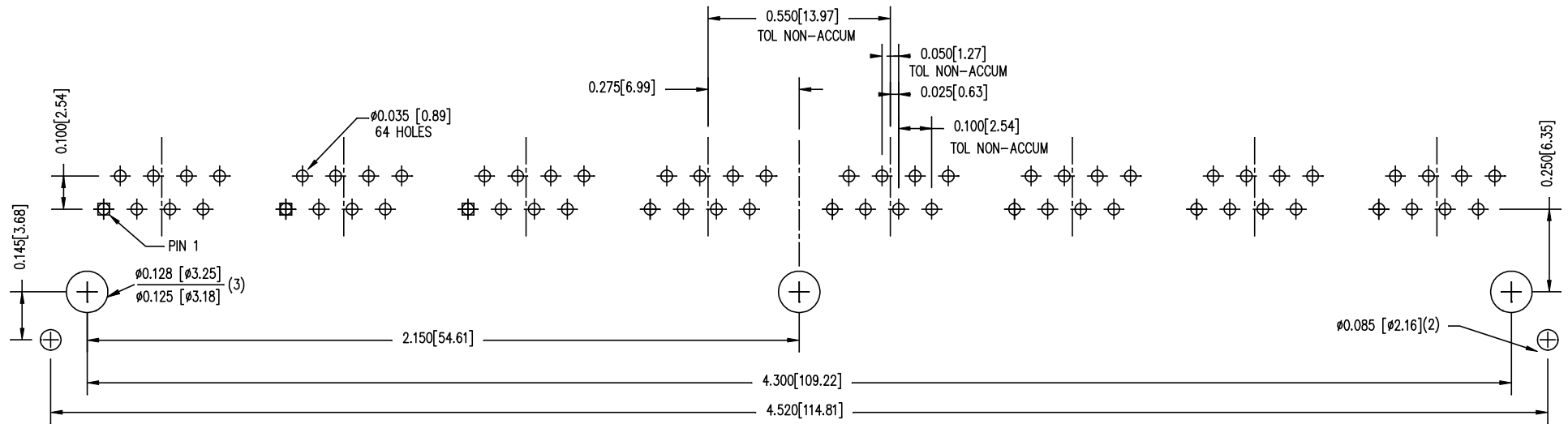
STANDARD DIM.	[ ] METRIC DIM. AS REFERENCE
TOL. IN INCH	UNIT : INCH [mm]
.X	SCALE : N/A
.XX	REV. : A0
.XXX	SIZE : A4
±0.005	PAGE : 3

[ ] METRIC DIM. AS REFERENCE
UNIT : INCH [mm]
SCALE : N/A
REV. : A0
SIZE : A4
PAGE : 3



THE INFORMATION CONTAINED HEREIN IS CONSIDERED "PROPRIETARY" TO BEL FUSE INC. AND SHALL NOT BE COPIED, REPRODUCED OR DISCLOSED WITHOUT THE WRITTEN APPROVAL OF BEL FUSE INC.

RoHS  
2002/95/EC



P.C.B. RECOMMENDED HOLE LAYOUT  
SEEN FROM COMPONENT SIDE  
TOLERANCE ±.003 [0.08] UNLESS OTHERWISE SPECIFIED

ORIGINATED BY	DATE
Zeng Xiao Chun	03-14-2011
DRAWN BY	DATE
Zhang Ru Sheng	03-14-2011

TITLE
<b>MagJack®</b>
10/100BT TAB DOWN, SHIELDED

PART NO. / DRAWING NO.
SI-60060-F
FILE NAME
SI-60060-F.DWG

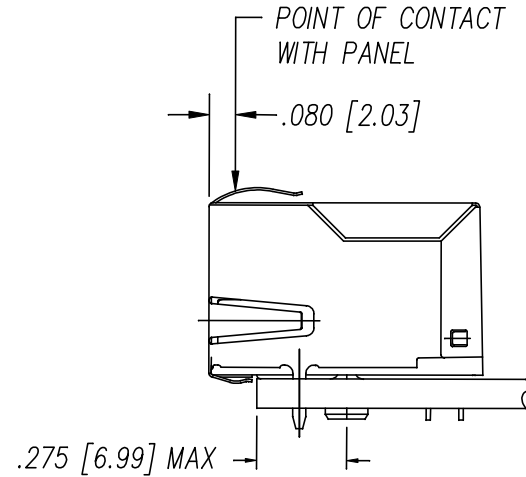
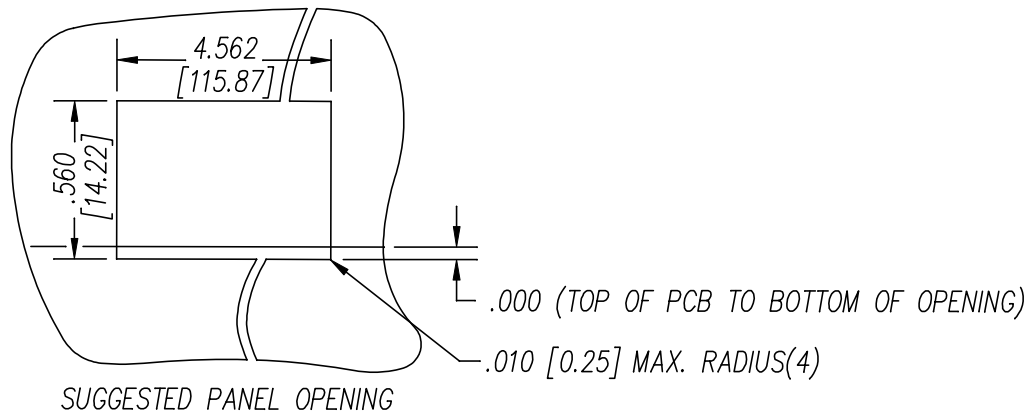
STANDARD DIM.	[ ] METRIC DIM. AS REFERENCE
TOL. IN INCH	UNIT : INCH [mm]
.X	REV. : A0
.XX	SCALE : N/A
.XXX	SIZE : A4
±0.005	PAGE : 4

[ ] METRIC DIM. AS REFERENCE
UNIT : INCH [mm]
SCALE : N/A
SIZE : A4
PAGE : 4



THE INFORMATION CONTAINED HEREIN IS CONSIDERED "PROPRIETARY" TO BEL FUSE INC. AND SHALL NOT BE COPIED, REPRODUCED OR DISCLOSED WITHOUT THE WRITTEN APPROVAL OF BEL FUSE INC.

RoHS  
2002/95/EC



1. THE SUGGESTED PANEL OPENING IS INTENDED TO GIVE THE USER THE ABILITY TO HAVE REASONABLE JACK / PANEL CLEARANCES YET MAINTAIN RELIABLE GROUNDING CAPABILITY.
2. ALL TOLERANCES NOT OTHERWISE SPECIFIED TO BE  $\pm 0.005$  [0.13]

ORIGINATED BY	DATE	TITLE	PART NO. / DRAWING NO.	STANDARD DIM.	[ ] METRIC DIM. AS REFERENCE	
Zeng Xiao Chun	03-14-2011	<b>MagJack®</b> 10/100BT TAB DOWN, SHIELDED	SI-60060-F	TOL. IN INCH	UNIT : INCH [mm]	REV. : A0
DRAWN BY	DATE		FILE NAME	.X	SCALE : N/A	SIZE : A4
Zhang Ru Sheng	03-14-2011		SI-60060-F.DWG	.XX		PAGE : 5
			.XXX	±0.005		

