


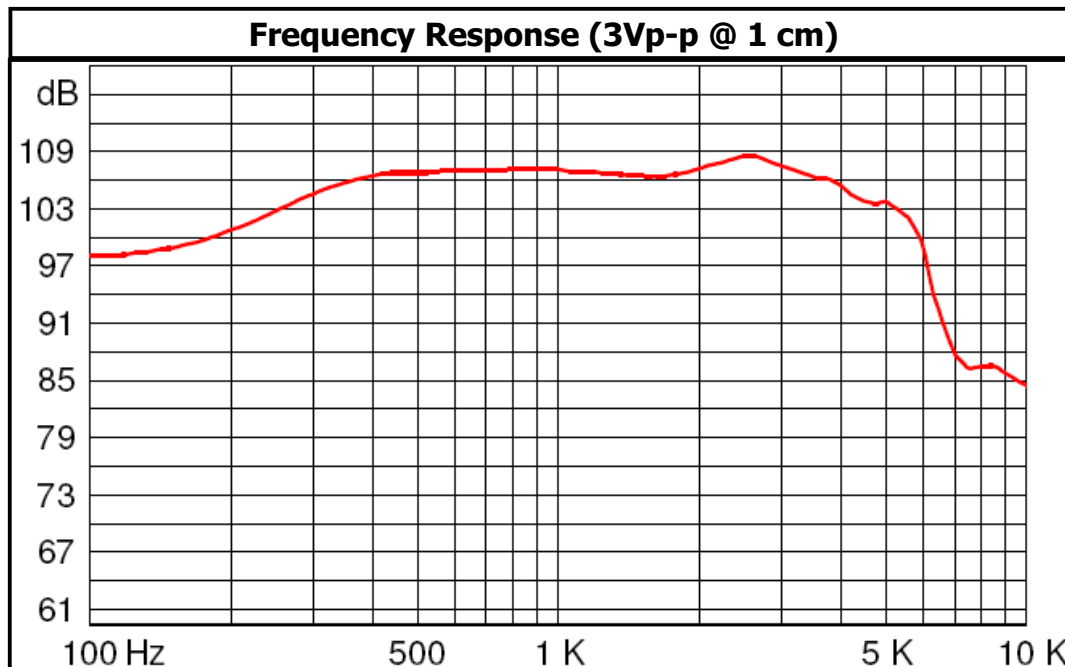
## AT-2310-T-LW100-R 22.5mm Transducer




3541 Stop Eight Road • Dayton, Ohio 45414

### Product Overview

- 22.5mm diameter piezo-electric transducer
- 108 dBA minimum output (3 Vp-p @ 1 cm) and 2,000 Hz resonant frequency
- Thin 3.2mm ABS housing for space-limited applications
- 100mm UL1571 32 AWG lead wires for quick connection





**pui**  
**audio**™ inc  
a projects unlimited company

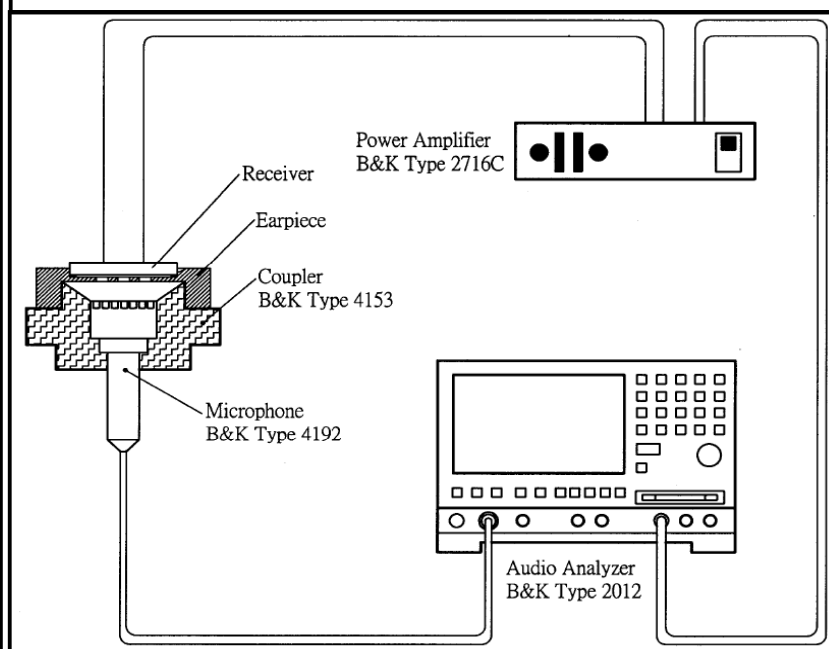
# AT-2310-T-LW100-R 22.5mm Transducer

## Mechanical and Environment Testing

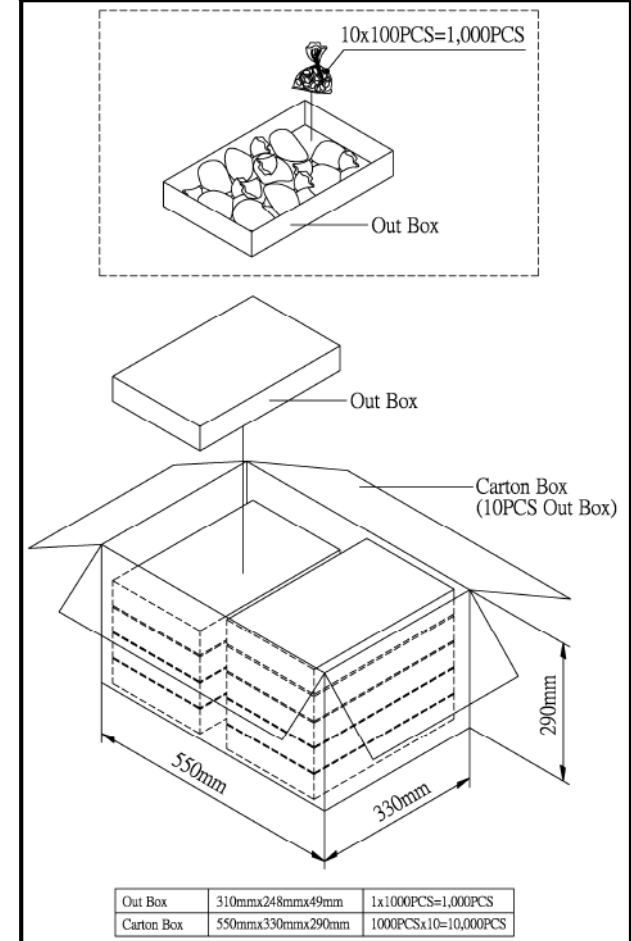
Test Description	Test Condition
High Temperature	95°C (±2°C) with random humidity for 240 hours
Low Temperature	-40°C (±2°C) with random humidity for 240 hours
Humidity	40°C (±2°C) with 95% relative humidity for 240 hours
Vibration	1.5 mm movement modulated at 10-55 Hz in 3 directions for 2 hours
Drop Test	75 cm free fall onto wood board, 10 cycles

After tests, part shall rest for 2 hours. SPL shall not deviate more than ±3.5 dB.

## Frequency Response and SPL Measurement Setup



## Packaging




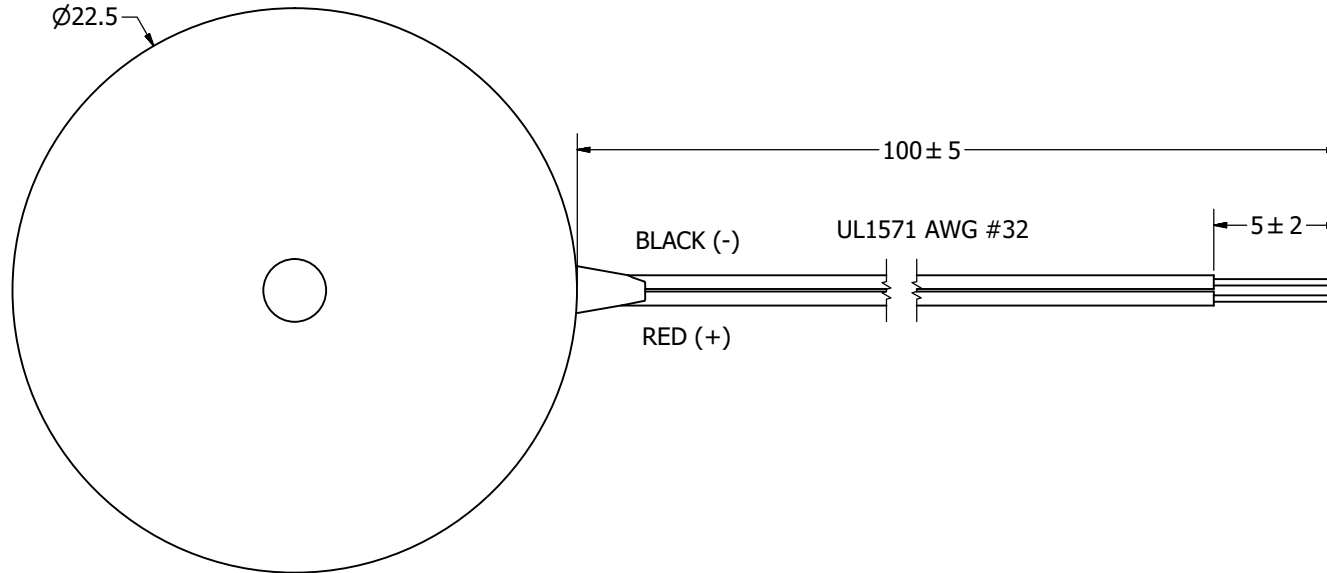
# SPECIFICATIONS

PARAMETERS	VALUES	UNITS
RATED VOLTAGE	3	Vp-p
OPERATING VOLTAGE RANGE	1 ~ 12	Vp-p
RATED CURRENT (MAX)	3	mA
CAPACITANCE	90,000 ± 30%	pF
MINIMUM SPL @ 1 CM	108±3	dBA
RESONANT FREQUENCY	2,000 ± 500	Hz
OPERATING TEMPERATURE	-30 ~ +85	°C
STORAGE TEMPERATURE	-40 ~ +95	°C
HOUSING MATERIAL	ABS	-
TERMINAL MATERIAL	LEAD WIRE	-
WEIGHT	1.1	grams

THIS DOCUMENT CONTAINS DATA PROPRIETARY TO PROJECTS UNLIMITED, INC. ANY USE OR REPRODUCTION, IN ANY FORM, WITHOUT PRIOR WRITTEN PERMISSION OF PROJECTS UNLIMITED, INC. IS PROHIBITED.  
©2003, Projects Unlimited Inc.

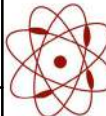
# REVISION HISTORY

LTR	DESCRIPTION	DATE	APPROVED
-	RELEASED FROM ENGINEERING	10/25/2006	
A	REVISED RESONANT FREQUENCY	6/16/2008	B.R.
B	REVISED RATED VOLTAGE AND SPL	1/5/2010	B.R.
C	REVISED TO INVENTOR 3-D DRAWING TEMPLATE	6/8/2010	B.R.
D	REVISED SPL DISTANCE	5/27/2010	B.R.



### NOTES:

1. ALL DIMENSIONS ARE IN MILLIMETERS.
2. SPECIFICATIONS SUBJECT TO CHANGE OR WITHDRAWL WITHOUT NOTICE.
3. THIS PART IS RoHS 2002/95/EC COMPLIANT.

UNLESS OTHERWISE SPECIFIED: DIMENSIONS ARE IN MILLIMETERS, TOLERANCES ARE ±0.5 AND ANGLES ARE ±3°.	SIZE <b>A3</b>	Designed by	Date	Checked by	Date	Approved by	Date	Drawn Date
		J.D.	10/26/2006	R.W.	10/25/2006	B.R.	10/26/2006	6/8/2010
AT-2310-T-LW100-R.idw		 <b>pui audio</b> a projects unlimited company		<b>AT-2310-T-LW100-R</b> Transducer (Piezo)			Edition	Sheet
						-	1 / 1	