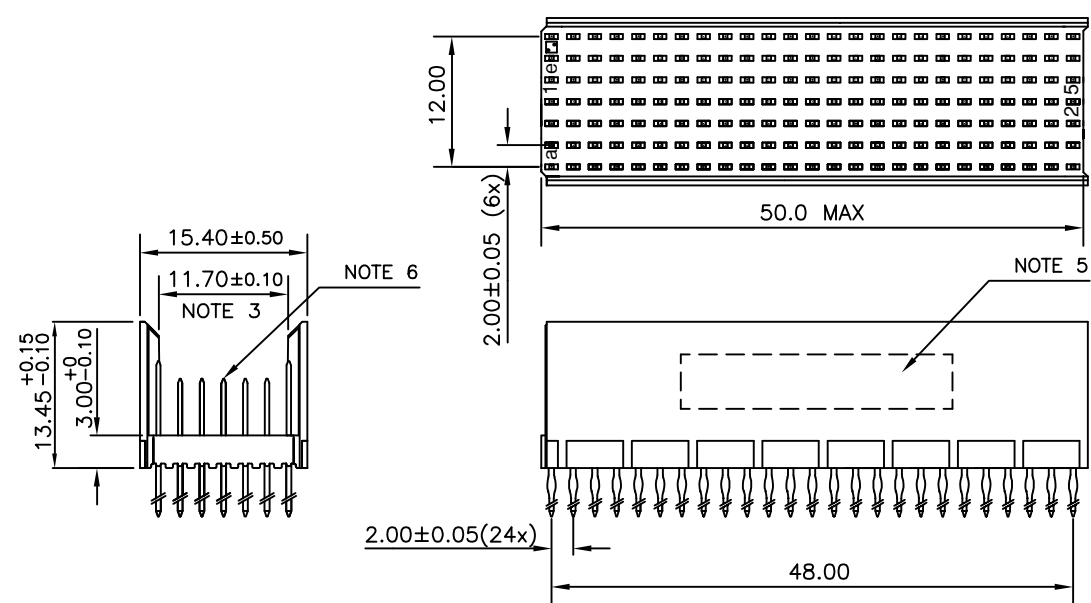


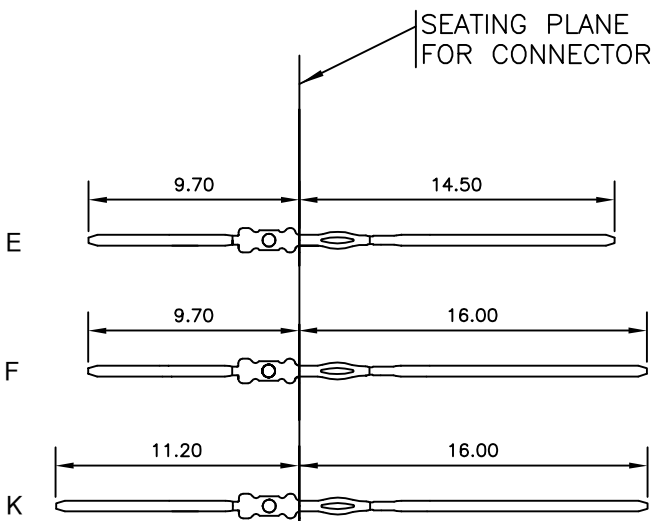
LOADING PATTERN MATING SIDE

f	K	K	K	K	K	K	K	K	K	K	K	K	K	K	K	K	K	K	K	K	K	K
e	E	E	E	E	E	E	E	E	E	E	E	E	E	E	E	E	E	E	E	E	E	E
d	E	E	E	E	E	E	E	E	E	E	E	E	E	E	E	E	E	E	E	E	E	E
c	F	F	F	F	F	F	F	F	F	F	F	F	F	F	F	F	F	F	F	F	F	F
b	E	E	E	E	E	E	E	E	E	E	E	E	E	E	E	E	E	E	E	E	E	E
a	E	E	E	E	E	E	E	E	E	E	E	E	E	E	E	E	E	E	E	E	E	E
z	K	K	K	K	K	K	K	K	K	K	K	K	K	K	K	K	K	K	K	K	K	K
POS	01	05	10	15	20	25																

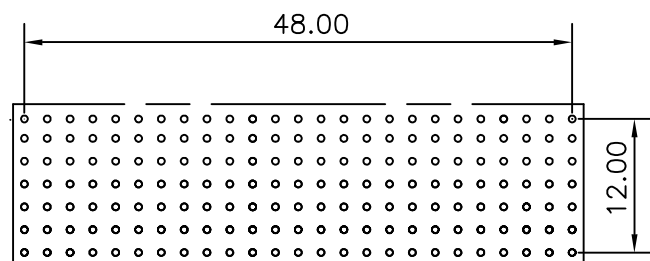
LOADED CONNECTOR ASSEMBLY
(FOR EXAMPLE)



CONTACT OVERVIEW



LAY-OUT P.C.B.-HOLE



HM2P08PNA314 ^{LEAD FREE INDICATOR : LF = LEAD FREE (DIGIT 15 & 16)}
^{PLATING CODE (DIGIT 13 AND 14) (REF DRW NO. BS,C , 201844 , 003)}

NOTES

- THIS PRODUCT IS CSA APPROVED.
- THIS PRODUCT IS UL RECOGNIZED.
- MEASURED AT THE BOTTOM.
- MATERIAL CONTACT: PHOSPHORBRONZE
HOUSING: CREAM WHITE GLASS FILLED POLYESTER UL-94V0
- CONNECTOR PRINTED WITH P/N AND DATE CODE.
- FOR ACTUAL CONTACT LOADINGS, SEE LOADING PATTERN MATING SIDE.
- SHAPE OF CONNECTOR HOUSING CAN ALTER DEPENDING ON PRODUCTION LOCATION
- THE PRODUCT (LF) MEETS EUROPEAN UNION DIRECTIVES AND OTHER COUNTRY REGULATIONS AS DESCRIBED IN GS-22-008
- FOR RECOMMENDED PTH DIMENSIONS REFER DRAWING : BS, A , 201572 , 001

CATALOG NO: HM2P08PNA314- - - -

mat'l. code	SEE NOTE 4	surface	ISO 1302	tolerance	ISO 406 ISO 1101	projection	MM	product family	MILLIPACS
ltr	ecn no	dr	date	tolerances unless	otherwise specified	MM	scale -	title	
A	103-0057	MINI	2003/ 10/ 11	angles	linear			MPACS 5+2R STR HDR PF CONN TYPE B	
B	105-0183	MINI	2005/ 10/ 06	0°±1°					
C	106-0077	MINI	2006/ 06/ 23	dr	MINI K VANDANATH	2003/ 10/ 11		dwg no	sheet 1 of 1
				enr	BIJU K PAUL	2003/ 10/ 11		size	5
				chr	BIJU K PAUL	2006/ 06/ 23			
				appd	BIJU K PAUL	2006/ 06/ 23			
sheet index		revision	c					type Product Customer Drawing	
		sheet	1						



FCIconnect.com

Copyright FCI