

# Thermofit<sup>®</sup> Molded Parts

## Specification Control Drawing

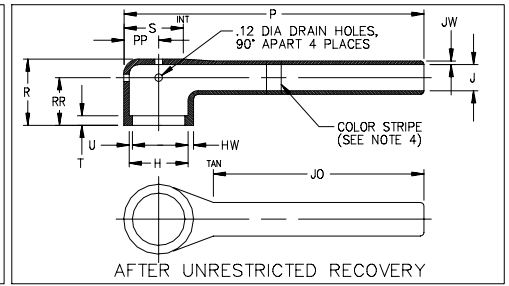
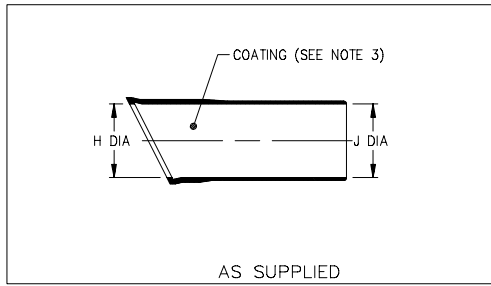
### Limited Distribution

Part Number : 222D2XX-X-61  
 Description : Boot, 90°, With Lip, Thinwall

#### NOTES

- All dimensions are in  $\frac{\text{inches}}{\text{millimeters}}$
- Dimensions appearing in table are as follows:
  - a - As Supplied
  - b - After Unrestricted Recovery
- Coating is optional. As supplied dimensions appearing in table are for uncoated parts. When coating is added, entry diameters will be reduced by .06 max.
- Parts shall have color stripe .12 wide x 360° around outside surface approx. As shown and must meet requirements set forth in MS-3117 colors shall be as follows:

DASH NO.	COLOR
-3	WHITE
-4	RED
-12	YELLOW



PART NUMBER	H		J			P ±10%	R Ref	S Ref	T Ref	U Ref	JO ±10%	RR ±10%	PP ±10%	HW ±20%	JW ±20%
	Min	Max	Min -3,-4	Min -12	Max										
222D211-X-61	a	b	a	a	b	b	b	b	b	b	b	b	b	b	b
	[22,4]	[11,4]	[22,4]	[14,0]	[6,4]	105,2	18,5	11,9	3,05	1,02	87,6	11,9	6,9	1,52	1,14
222D221-X-61	1.01	.59	1.01	.63	.29	4.88	.78	.60	.12	.04	3.90	.47	.33	.06	.045
	[25,7]	[15,0]	[25,7]	[16,0]	[7,4]	124,0	19,8	15,2	3,05	1,02	99,1	11,9	8,4	1,52	1,14
222D232-X-61	1.16	.74	1.16	.72	.33	5.76	.82	.75	.12	.04	4.50	.47	.41	.07	.045
	[29,5]	[18,8]	[29,5]	[18,3]	[8,4]	146,3	20,8	19,1	3,05	1,02	114,3	11,9	10,4	1,78	1,14
222D242-X-61	1.34	.90	1.34	.84	.38	6.78	.86	.90	.12	.04	5.22	.47	.48	.07	.045
	[34,0]	[22,9]	[34,0]	[21,3]	[9,7]	172,2	21,8	22,9	3,05	1,02	132,6	11,9	12,2	1,78	1,14
222D253-X-61	1.47	1.16	1.47	.91	.41	7.29	.96	1.15	.12	.065	5.66	.47	.61	.08	.045
	[37,3]	[29,5]	[37,3]	[23,1]	[10,4]	185,2	24,4	29,2	3,05	1,65	143,8	11,9	15,5	2,03	1,14
222D263-X-61	1.72	1.34	1.72	1.07	.48	8.41	1.08	1.32	.12	.065	6.66	.47	.72	.08	.045
	[43,7]	[34,0]	[43,7]	[27,2]	[12,2]	213,6	27,4	33,5	3,05	1,65	169,2	11,9	18,3	2,03	1,14
222D274-X-61	1.97	1.62	1.97	1.24	.56	8.84	1.16	1.59	.12	.065	6.82	.47	.83	.09	.055
	[50,0]	[41,1]	[50,0]	[31,5]	[14,2]	224,5	29,5	40,4	3,05	1,65	173,2	11,9	21,1	2,29	1,40
222D285-X-61	2.47	1.85	2.47	1.54	.69	8.95	1.31	1.81	.12	.08	6.62	.63	.95	.10	.055
	[62,7]	[47,0]	[62,7]	[39,1]	[17,5]	227,3	33,3	46,0	3,05	2,03	168,1	16,0	24,1	2,54	1,40
222D296-X-61	2.73	2.35	2.73	1.70	.77	9.19	1.38	2.28	.12	.08	6.19	.63	1.18	.10	.055
	[69,3]	[59,7]	[69,3]	[43,2]	[19,6]	233,4	35,1	57,9	3,05	2,03	157,2	16,0	30,0	2,54	1,40
222D299-X-61	3.22	2.64	3.22	2.01	.90	9.33	1.75	2.55	.12	.08	5.95	.63	1.31	.10	.055
	[81,8]	[67,1]	[81,8]	[51,1]	[22,9]	237,0	44,5	64,8	3,05	2,03	151,1	16,0	33,3	2,54	1,40

**Raychem**

RAYCHEM CORPORATION  
 300 CONSTITUTION DRIVE  
 MENLO PARK, CALIFORNIA 94025

Revision : B  
 Date : 10/13/94

Part Number : 222D2XX-X-61  
 Description : Boot, 90°, With Lip, Thinwall

# Thermofit<sup>®</sup> Molded Parts

## Specification Control Drawing

### Limited Distribution

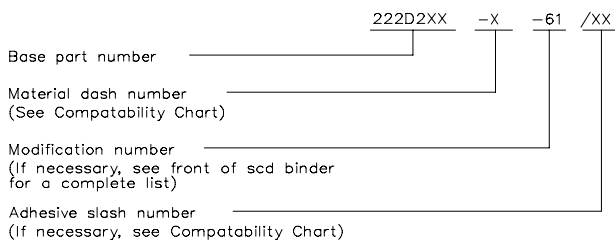
Part Number : 222D2XX-X-61  
 Description : Boot, 90°, With Lip, Thinwall

#### COMPATABILITY CHART

MATERIAL DASH NO.	MATERIAL DESCRIPTION	RT SPEC	COATING SLASH NO.	COATING S NO.	COATING DESCRIPTION
-3	Polyolefin, Semi-rigid	RT-301	/42	S-1017	Adhesive
-4	Polyolefin, Flexible	RT-1304	/42	S-1017	Adhesive
-12	*VITON, Flexible	RT-1312	N/A		

\*VITON is a Registered Trademark of Dupont

#### ORDERING INFORMATION



THIS DRAWING IS SUBJECT TO CHANGE WITHOUT NOTICE; CONSULT YOUR NEAREST FIELD REPRESENTATIVE FOR CURRENT REVISION

If this document is printed it becomes uncontrolled.  
 Check for the latest revision.

**Raychem**

RAYCHEM CORPORATION  
 300 CONSTITUTION DRIVE  
 MENLO PARK, CALIFORNIA 94025

Revision : B  
 Date : 10/13/94

Part Number : 222D2XX-X-61  
 Description : Boot, 90°, With Lip, Thinwall

CAD FILE MP94294