

REVISIONS			
REV	DESCRIPTION, ECN, EAR NO.	DATE	APP'D
A	PROPOSAL DRAWING	NOV27/14	L.CHAN
B	PROPOSAL DRAWING	MAY21/15	L.CHAN
C	UPDATE BACK WALL OF SHIELD; ADD SPECIAL LED_CODE INSTRUCTION	FEB15/17	L.CHAN

NOTES:

ELECTRICAL:

- VOLTAGE RATING: 125 VAC.
- CURRENT RATING: 1.25 AMP.
- INSULATION RESISTANCE: 500 MEGAOHMS MIN.
- DIELECTRIC STRENGTH: 1000 VAC RMS 60Hz, 1 MIN.
- CATEGORY 6 CHARACTERISTIC:

FREQUENCY MHz	NEAR-END CROSS TALK dB, MIN.	RETURN LOSS dB, MIN.	INSERTION LOSS dB, MAX.
1.0	75.0	30.0	0.10
4.0	75.0	30.0	0.10
8.0	75.0	30.0	0.10
10.0	74.0	30.0	0.10
16.0	69.9	30.0	0.10
20.0	68.0	30.0	0.10
25.0	66.0	30.0	0.10
31.25	64.1	30.0	0.11
62.5	58.1	28.1	0.16
100.0	54.0	24.0	0.20
200.0	48.0	18.0	0.28
250.0	46.0	16.0	0.32

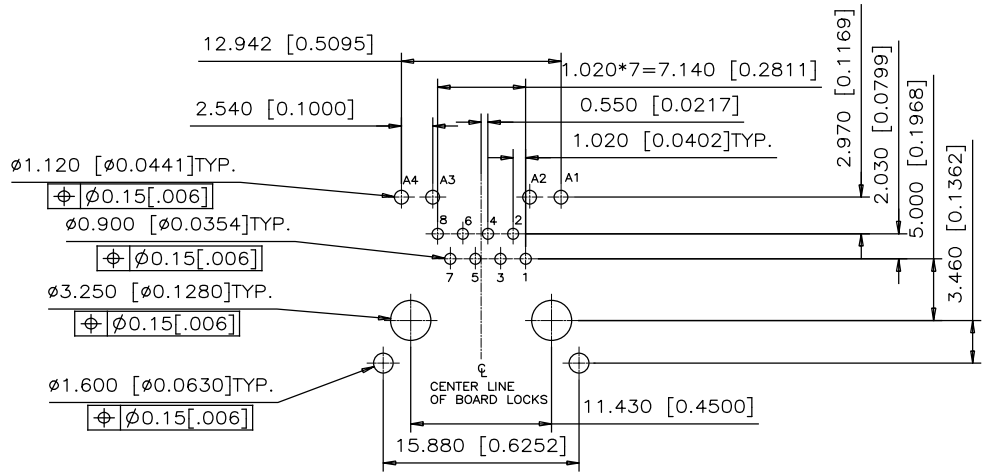
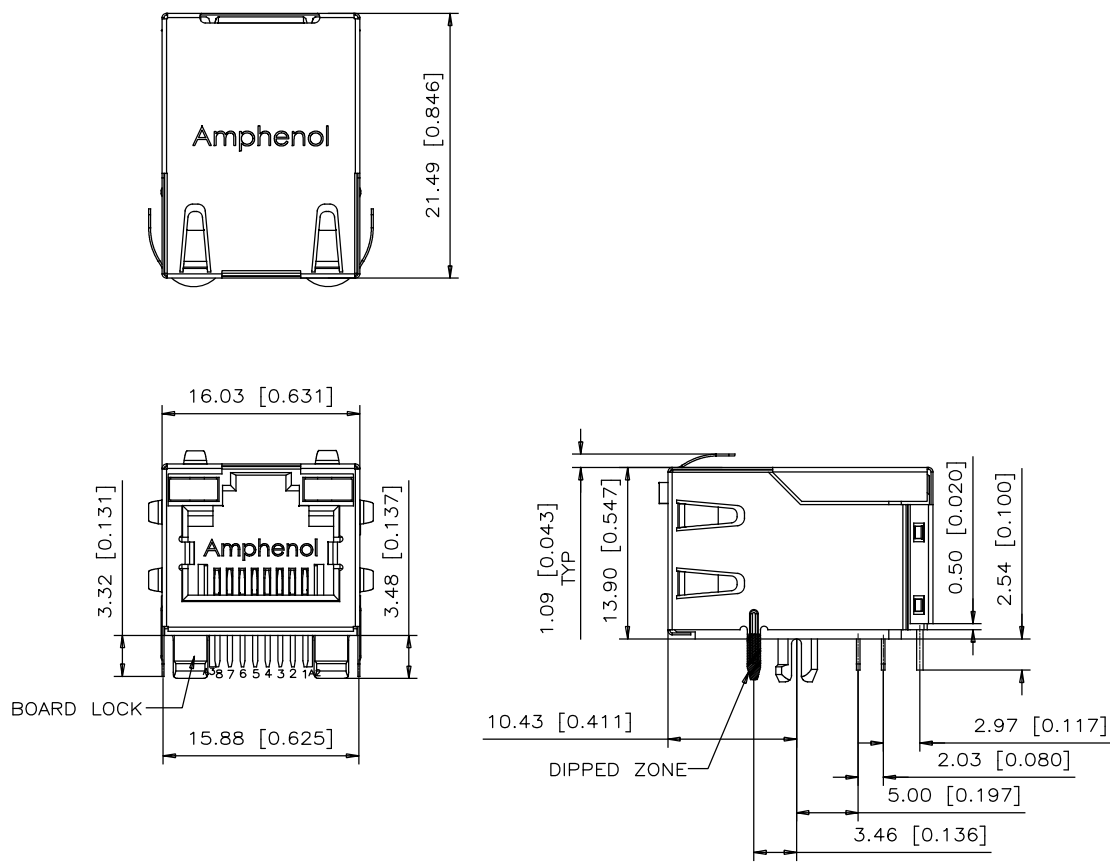
MECHANICAL:

- SHIELD: STAINLESS STEEL, WITH TIN-DIP ON SOLDER TABS.
- HOUSING: HIGH TEMP THERMOPLASTIC. UL 94V-0.
- CONTACT: COPPER ALLOY
SELECTIVE GOLD PLATING FOR MATING SURFACE,
50u" NICKEL UNDERPLATE
100u" MATTE TIN PLATING ON CONTACT SOLDER TAIL.

ENVIRONMENTAL:

- STORAGE: -40° TO +85°.
- OPERATION: -40° TO +85°.

MATES WITH MODULAR PLUG CONFORMING TO TIA-1096 STANDARD.
RECOMMENDED SOLDER PROCESS: WAVE SOLDER, PEAK TEMPERATURE
260° FOR 10 SECOND.



RECOMMENDED PCB HOLE LAYOUT
SEEN FROM COMPONENT SIDE
TOLERANCE: ± 0.05 [0.002]

THIS DOCUMENT CONTAINS PROPRIETARY INFORMATION AND SUCH INFORMATION MAY NOT BE DISCLOSED TO OTHERS FOR ANY PURPOSE OR USED FOR MANUFACTURING PURPOSES WITHOUT WRITTEN PERMISSION FROM AMPHENOL CANADA CORP.

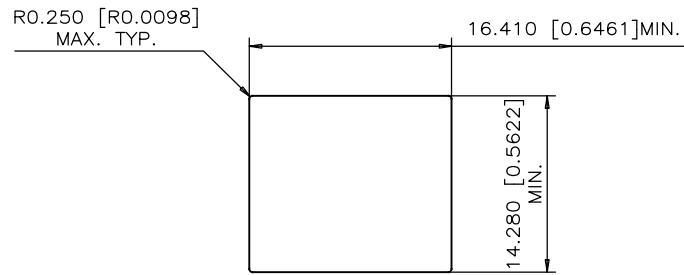
UNLESS SPECIFIED OTHERWISE	DRAWN	IVAN.LI	NOV 27/14
PRIMARY UNITS MILLIMETERS	CHECKED	L.CHAN	NOV 27/14
SECONDARY INCHES	M.E. APP'D		
REFERENCE IN PARENTHESES	Q.A. APP'D		
GENERAL TOLERANCES FOR MM	DWG APP'D	A.GREEN	NOV 27/14
1 DECIMAL PLACE ± 0.5	ENG. REL. NO.		
2 DECIMAL PLACES ± 0.38	REF.		
3 DECIMAL PLACES ± 0.10	THIRD ANGLE PROJECTION		

Amphenol Canada Corp.
www.amphenolcanada.com

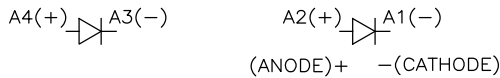
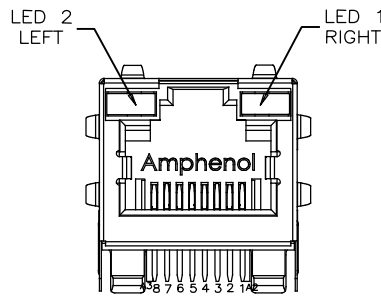
MODULAR JACK, SINGLE PORT, 8P8C, SHIELDED, TAB UP TYPE WITH LED, CAT 6 - RoHS COMPLIANT

DWG NO. P-RJE59-188-5XX1

CODE ID NO. 03554 DWG SIZE C SCALE FIT SHEET 1 OF 2



RECOMMENDED PANEL CUTOUT



REVISIONS			
REV	DESCRIPTION, ECN, EAR NO.	DATE	APP'D

AMPHENOL PART NUMBER DESCRIPTION

RJE59-188-5XX1

GOLD PLATING OPTION ——— LED COLOR CODE
 1=6u" GOLD PLATING
 2=15u" MIN. GOLD PLATING
 3=30u" MIN. GOLD PLATING
 4=50u" MIN. GOLD PLATING

CODE	LED 2(LEFT)	LED 1(RIGHT)	CODE	LED 2(LEFT)	LED 1(RIGHT)	CODE	LED 2(LEFT)	LED 1(RIGHT)	
0	BLOCKED	BLOCKED	9	GREEN	BLOCKED	J	BiC RD/GR	YELLOW	
1	YELLOW	GREEN	A	BiC GR/YE	BiC GR/YE	K	YELLOW	BiC GR/OR	
2	BLOCKED	GREEN	B	BiC RD/GR	BiC RD/GR	L	BiC GR/YE	RED	
3	YELLOW	BLOCKED	C	BiC RD/GR	BiC GR/YE	M	RED	YELLOW	
4	GREEN	YELLOW	D	GREEN	BiC GR/YE	N	BiC GR/RD	BiC GR/YE	
5	GREEN	GREEN	E	YELLOW	BiC GR/YE	P	GREEN	BiC RD/GR	
6	YELLOW	YELLOW	F	BiC GR/YE	YELLOW	R	BiC GR/OR	GREEN	
7	RED	GREEN	G	BiC GR/OR	BiC GR/OR	T	RED	RED	
8	GREEN	RED	H	BiC GR/YE	GREEN	V	BiC RD/GR	GREEN	
			W	ADDITIONAL OPTIONS					

LED SPECIFICATIONS:

FORWARD VOLTAGE: 1.6 VOLTS TYP.
 REVERSE VOLTAGE: 5.0 VOLTS MIN.
 LUMINOUS INTENSITY: 0.4 mCd MIN.
 (AT IF=2mA)
 STORAGE TEMPERATURE: -40° TO 85° C
 PLATING ON TAILS: TIN OR TIN/COPPER ALLOY OVER SILVER

LEGEND

BiC=BI-COLOR LED
 LOWC=LOW CURRENT LED
 YE=YELLOW
 GR=GREEN
 RE=RED
 OR=ORANGE

PRIMARY COLOR FOR BI-COLOR LEDS IN STANDARD

ANODE/CATHODE CONFIGURATION IS:

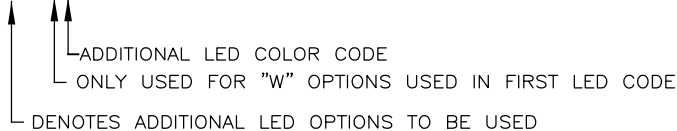
RED-GREEN= RED
 RED-YELLOW= RED
 GREEN-YELLOW= GREEN
 GREEN-ORANGE= GREEN

NOTE:

THE TWO DIGITS PRECEDING THE ADDITIONAL LED CODE MUST BE USED IN THE PART NUMBER, WHEN ORDERING ANY OF THE ADDITIONAL LED OPTIONS.

EXAMPLE OF ADDITIONAL LED OPTIONS:

PART NUMBER RJE59-188-54W1-0X



CODE	LED 2(LEFT)	LED 1(RIGHT)	CODE	LED 2(LEFT)	LED 1(RIGHT)	CODE	LED 2(LEFT)	LED 1(RIGHT)
0	DO NOT USE		5	BLOCKED	YELLOW	A	LOWC YE	LOWC YE
1	RED	BLOCKED	6	RED	BiC RD/GR	B	LOWC YE	LOWC GR
2	BiC GR/OR	YELLOW	7	BLOCKED	BiC RD/GR	C	LOWC GR	LOWC YE
3	YELLOW	RED	8	BiC RD/GR	BLOCKED	D	LOWC GR	LOWC GR
4	BLOCKED	RED	9	BiC GR/YE	BLOCKED	M	LOWC RD	LOWC YE
						E	GREEN	ORANGE
						F	ORANGE	GREEN
						G	BiC OR/GR	BiC OR/GR



THIS DOCUMENT CONTAINS PROPRIETARY INFORMATION AND SUCH INFORMATION MAY NOT BE DISCLOSED TO OTHERS FOR ANY PURPOSE OR USED FOR MANUFACTURING PURPOSES WITHOUT WRITTEN PERMISSION FROM AMPHENOL CANADA CORP.

UNLESS SPECIFIED OTHERWISE	DRAWN	IVAN.LI	NOV 27/14
PRIMARY UNITS MILLIMETERS	CHECKED	L.CHAN	NOV 27/14
SECONDARY INCHES	M.E. APP'D		
REFERENCE IN PARENTHESES	Q.A. APP'D		
GENERAL TOLERANCES FOR MM	DWG APP'D	A.GREEN	NOV 27/14
1 DECIMAL PLACE ±0.5	ENG. REL. NO.		
2 DECIMAL PLACES ±0.38	REF.		
3 DECIMAL PLACES ±0.10	THIRD ANGLE PROJECTION		
	DO NOT SCALE DRAWING		

Amphenol Canada Corp.
 www.amphenolcanada.com

MODULAR JACK, SINGLE PORT, 8P8C, SHIELDED, TAB UP TYPE WITH LED, CAT 6 - RoHS COMPLIANT

DWG NO.	P-RJE59-188-5XX1	REV	C
CODE ID NO.	03554	DWG SIZE	C
SCALE	FIT	SHEET	2 OF 2