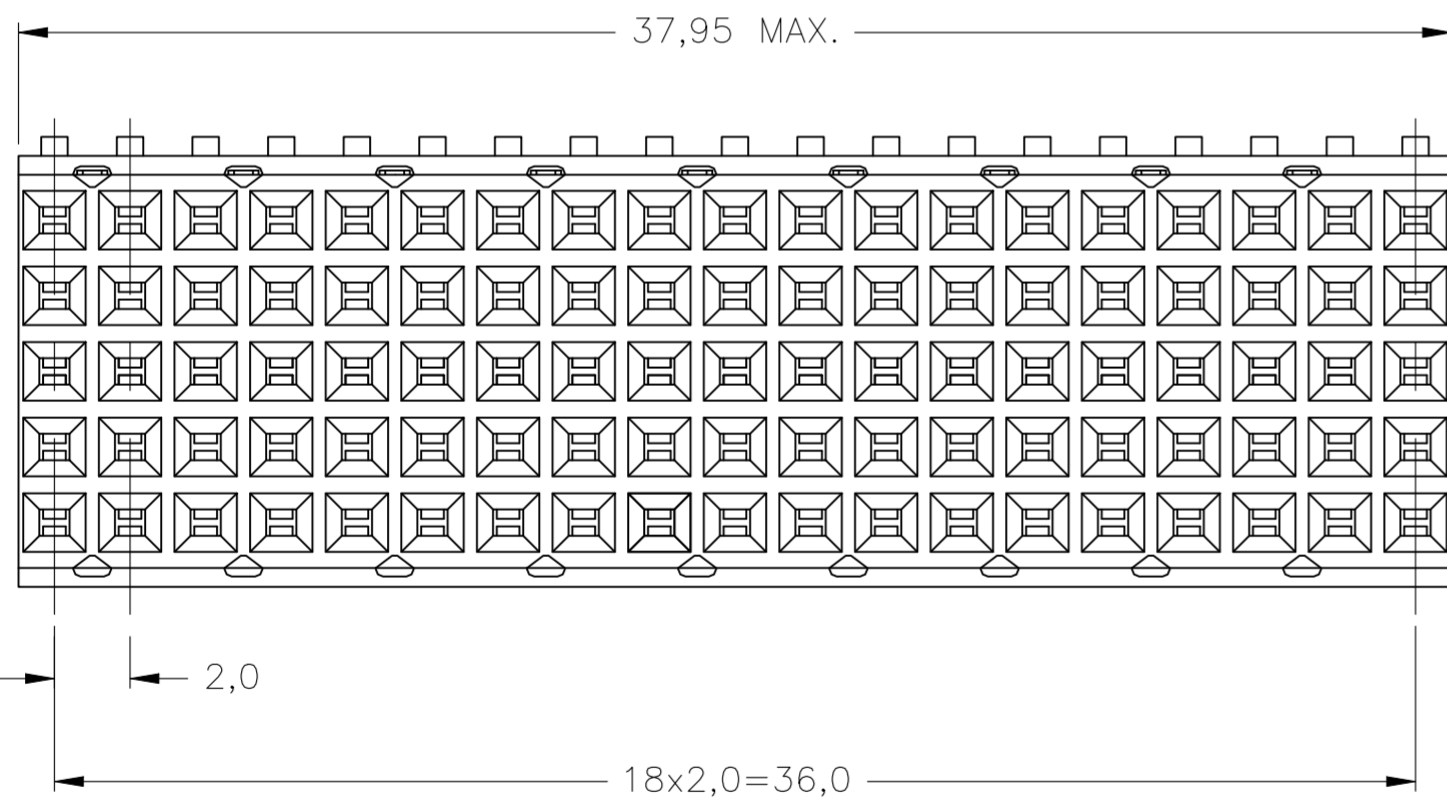
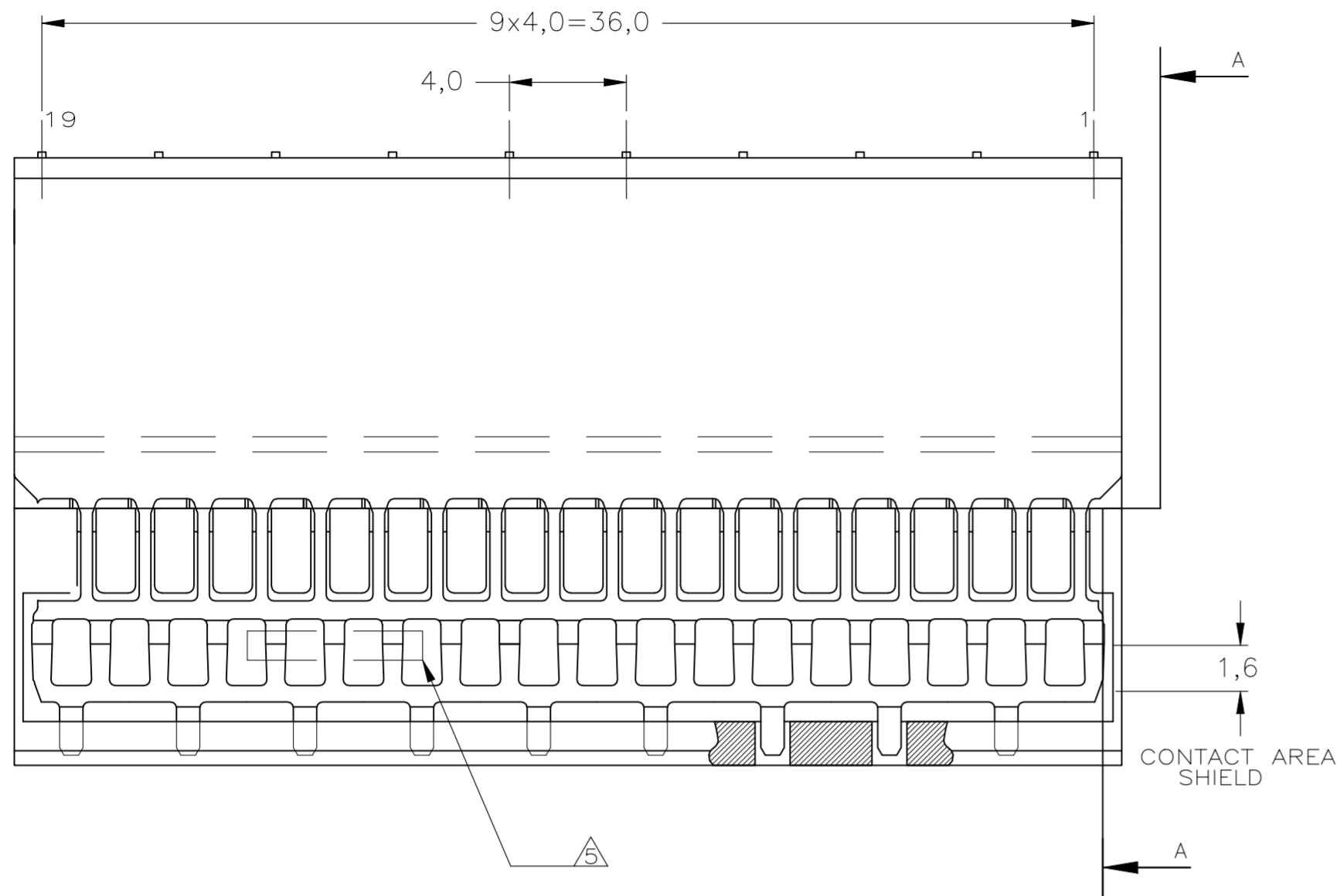
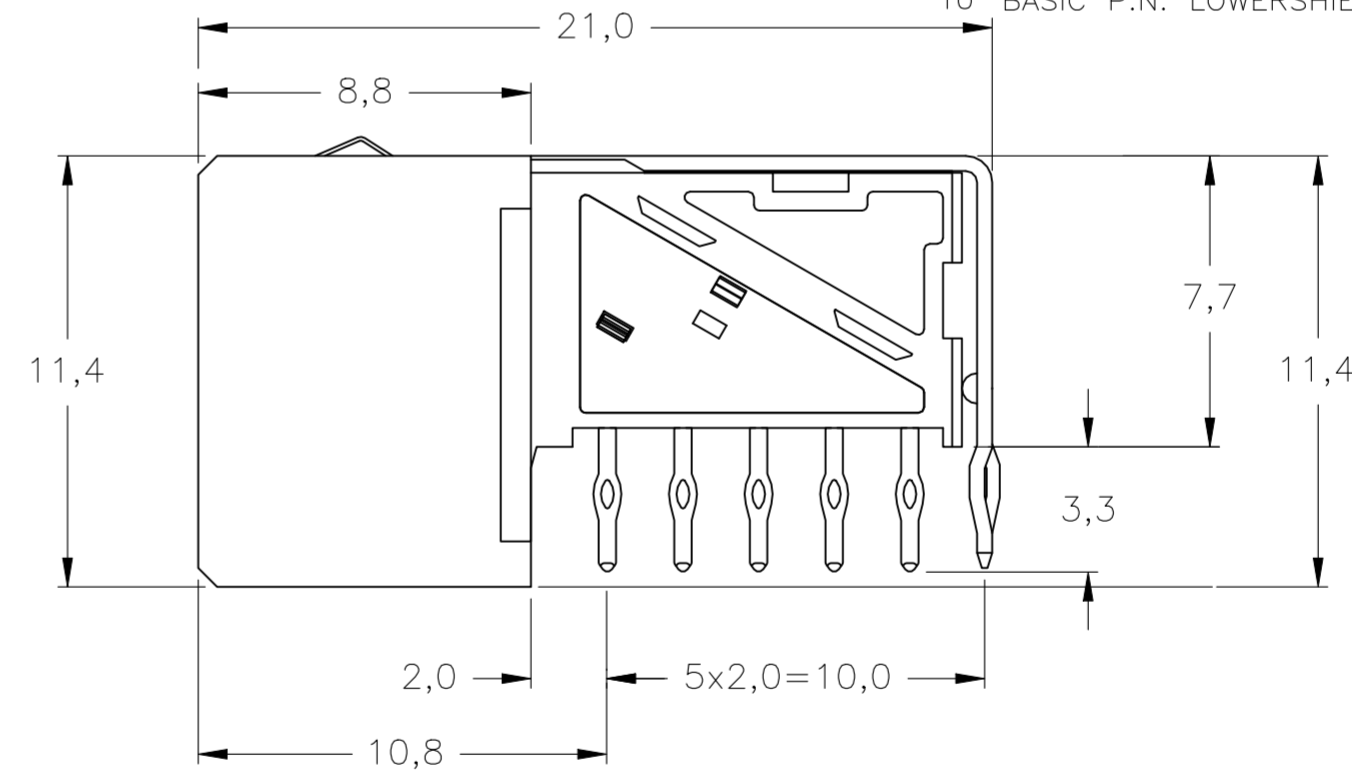
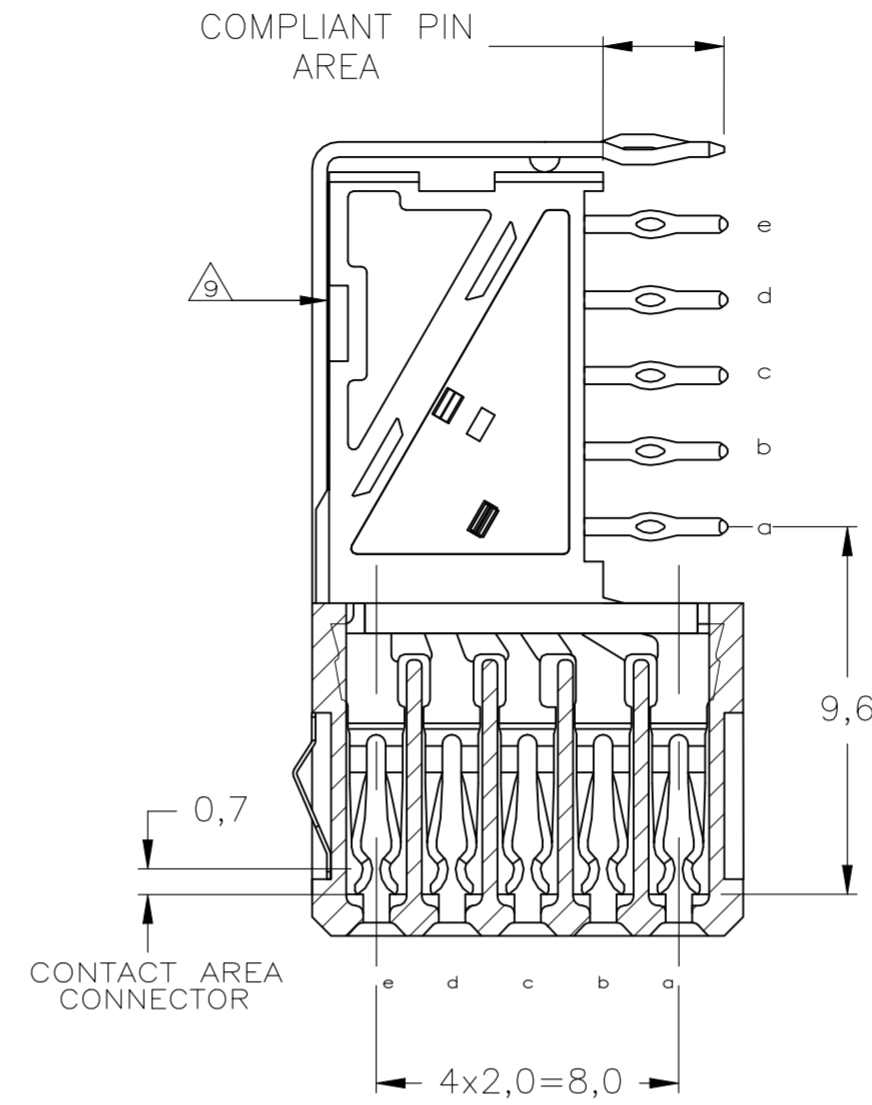


REVISIONS					
P	LTR	DESCRIPTION	DATE	DWN	APVD
D		ECR-21-116716	19JUN22	TL	HL



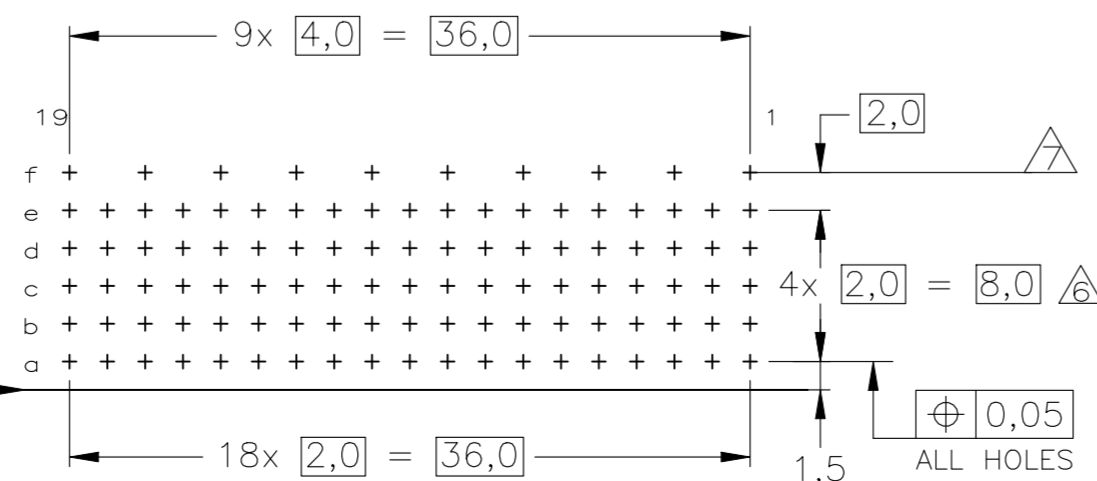
SECTION A-A



NOTES:

- △ CONFORMS TO ALL TESTING ACCORDING IEC 61076-4-101 PERFORMANCE LEVEL 2.
 - △ CONFORMS TO ALL TESTING ACCORDING IEC 61076-4-101 PERFORMANCE LEVEL 1.
 - △ GENERAL PLATING SPECIFICATION: UNDERPLATING (ENTIRE CONTACT): 1,27µm NICKEL MIN. AND COMPLIANT PIN SECTION: 0,5µm TIN MIN. FOR PLATING OF MATING SURFACES SEE APPLICABLE SPECIFICATION REFERENCE FOR EACH DASH NUMBER.
 - △ MATERIAL CONTACTS; PHOSPHORBRONZE
 - △ MATERIAL HOUSING; GLASSFILLED POLYESTER (GRAY)
 - △ ASSEMBLY PRINTED WITH P/N AND DATECODE THE MARKING CAN APPEAR ON THE FRONT SIDE OR BACK SIDE.
 - △ HOLE PATTERN FOR FEMALE CONNECTOR TYPE B-19 COLUMNS 95 PLATED-THROUGH HOLES AT 2x2mm SQUARE GRID
 - △ ROW "f" 10 PLATED THROUGH HOLES FOR UPERSHIELD
 - △ CONNECTOR & SHIELD LUBRICATED WITH BELLCORE APPROVED LUBRICANT, TECHNICAL REFERENCE TR-NWT-001217 ISSUE 1, SEPT. 1992.
 - △ CONNECTOR TESTED AND QUALIFIED AGAINST BELLCORE QUALITY LEVEL III, CENTRAL OFFICE APPLICATIONS
 - △ SHIELD MOUNTED ON CONNECTOR WITH DOUBLE SIDED ADHESIVE TAPE OR ADHESIVE.
- 10 BASIC P.N. LOWERSHIELD: 5352029

COMPONENT SIDE AS SHOWN
RECOMMENDED PCB-HOLE LAY-OUT
SCALE 2,5:1



EDGE OF P.C.BOARD

P.C.B. HOLE DIM. COMPLIANT PIN
FOR DETAILS SEE
APPLICATION SPECIFICATION

THIS DRAWING IS A CONTROLLED DOCUMENT.

DIMENSIONS:	TOLERANCES UNLESS OTHERWISE SPECIFIED:
mm	±0.2
MATERIAL	FINISH
-	-

DWN	J.van Hoek	23AUG2007	1857998-9	
CHK	B.Mooij	23AUG2007	1857998-4	
APVD	J.Broeksteeg	23AUG2007	1857998-1	
PRODUCT SPEC	108-19082	APPLICATION SPEC	FINISH	MATERIAL
114-19029	114-19029	114-19029	FINISH	MATERIAL
WEIGHT	0.000000	SCALE	5:1	SHEET
CUSTOMER DRAWING	A2	CAGE CODE	00779	DRAWING NO
C=1857998		RESTRICTED TO		REV
D		1 OF 1		D

TE TE Connectivity Ltd.

Z-PACK 2mm HM
TYPE B - 19 COLUMNS
PRE-SHIELDED RECEPTACLE