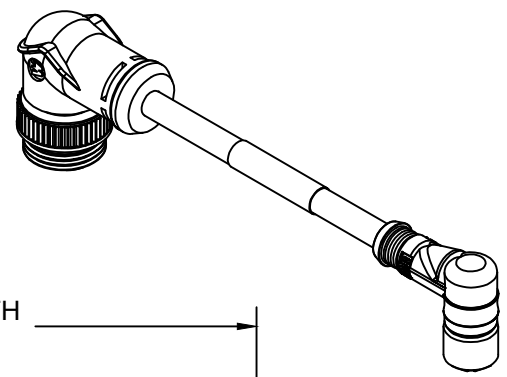


SAP P/N #	ENGINEERING P/N	FINISHED LENGTH
1300390187	DND39A-M005	0.5M [1FT 8 IN]
1300390621	DND39A-M150	15M [49FT 3 IN]
1300390623	DND39A-M300	30M [98FT 5 IN]

PART NUMBER LEGEND

DND39A-M002

LENGTH:
M005= 0.5 METER
M010= 1 METER
M100= 10 METER

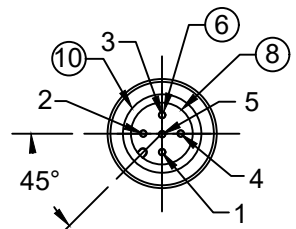
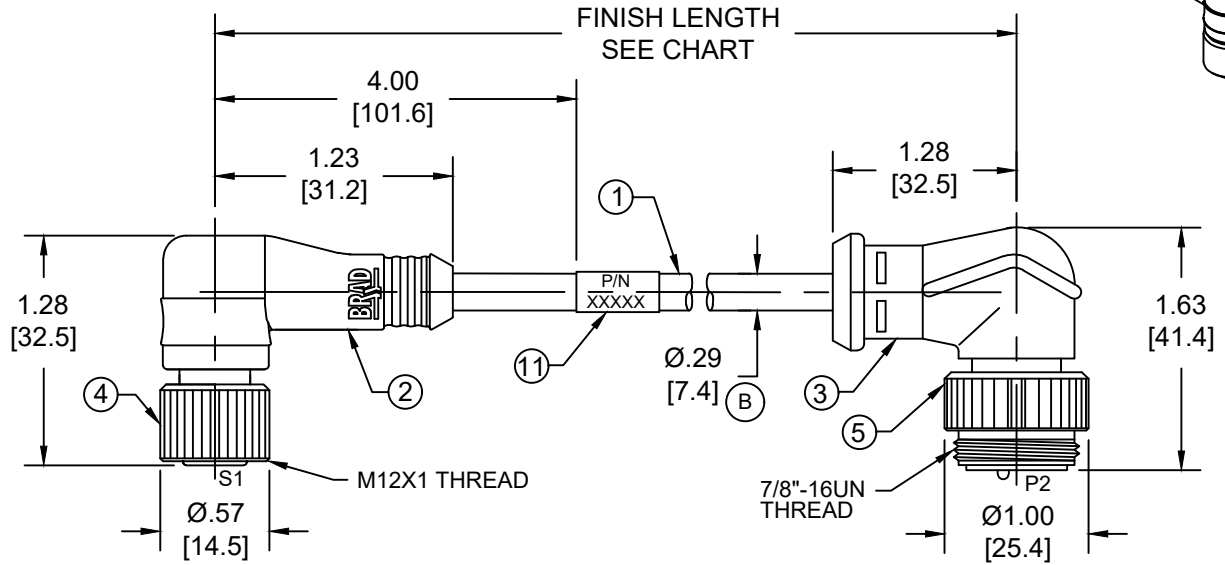


CABLE LENGTH TOLERANCES

<.3M [1FT]:	+19mm-0 [+.75in-0]
.3 - .9M [1 - 3FT]:	+44.5mm-0 [+1.75in-0]
.9 - 1.8M [3 - 6FT]:	+55.6mm-0 [+2.19in-0]
1.8 - 3.7M [6 - 12FT]:	+88.9mm-0 [+3.50in-0]
3.7 - 7.3M [12 - 24FT]:	+165.1mm-0 [+6.50in-0]
7.3-14.6M [24 - 48FT]:	+317.5mm-0 [+12.50in-0]
14.6 - 30.5M [48-100FT]:	+622.3mm-0 [+24.50in-0]
OVER 30M [100FT]	+2% OF FINISHED LENGTH

NOTES:

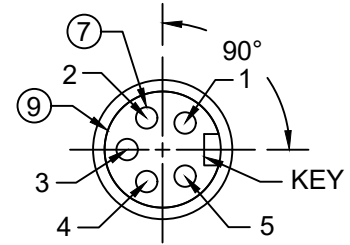
- MATERIAL: SEE TABLE
- FINISH: SEE TABLE
- ELECTRICAL:
VOLTAGE: 250V
CURRENT: 4A
- TEMP RATING: -20°C TO +80°C
- PROTECTION: IP67 (WHEN MATED)
- UL LISTED FILE: E152210
CSA CERTIFIED FILE: LR6837
- ALL DIMENSIONS ARE FOR REFERENCE UNLESS TOLERANCED OR NOTED OTHERWISE



FEMALE FACE VIEW

S1		P2
1	DRAIN	1
2	RED	2
3	BLACK	3
4	WHITE	4
5	BLUE	5

WIRING DIAGRAM



MALE FACE VIEW

11	WRAP LABEL	VINYL	BLACK/YELLOW
10	O-RING	NITRILE	RED
9	INSERT(MINI)	TPE	BLACK
8	INSERT(MICRO)	NYLON	BLACK
7	PIN CONTACT	COPPER ALLOY	GOLD OVER NICKEL
6	SOCKET CONTACT	COPPER ALLOY	GOLD OVER NICKEL
5	COUPLING NUT(MINI)	ZINC DIE-CAST	BLACK E-COAT
4	COUPLING NUT(MICRO)	ZINC DIE-CAST	BLACK E-COAT
3	OVERMOLD(MINI)	TPC	GRAY
2	OVERMOLD(MICRO)	TPC	GRAY
1	DEVICENET DROP CABLE	PVC JACKET	GRAY
ITEM	COMPONENT	MATERIAL	FINISH

FUNCTIONAL SYMBOLS										THIS DRAWING CONTAINS INFORMATION THAT IS PROPRIETARY TO MOLEX ELECTRONIC TECHNOLOGIES, LLC AND SHOULD NOT BE USED WITHOUT WRITTEN PERMISSION											
DIMENSION UNITS					SCALE					CURRENT REV DESC: ITEM-2, 3 & 9 WERE PVC. ADDED ITEM-10, TOL CHART, PN LEGEND, UL, CSA AND CABLE DIA. MODIFIED PN CHART											
INCH/MM					NTS																
GENERAL TOLERANCES (UNLESS SPECIFIED)										EC NO: 720800											
4 PLACES ±----					±----					DRWN: ABENJAMINLW					2022/07/28						
3 PLACES ±----					±----					CHK'D: RSTONE					2022/09/09						
2 PLACES ±----					±----					APPR: BWOODMAN					2022/09/09						
1 PLACE ±----					±----					INITIAL REVISION:											
0 PLACES ±----					±----					DRWN: TWOLDEGE					2010/01/11						
ANGULAR TOL ± °					°					APPR: JFMURPHY					2010/01/20						
DRAFT WHERE APPLICABLE MUST REMAIN WITHIN DIMENSIONS										THIRD ANGLE PROJECTION		DRAWING		SERIES		MATERIAL NUMBER		CUSTOMER		SHEET NUMBER	
										A-SIZE		130039		SEE CHART		GENERAL MARKET		1 OF 1			

MINI-MICRO CHANGE DEVICENET, A-SIZE-M12, 5 POLE, MALE 90DEG -FEMALE 90DEG, SINGLE KEY, #22/4 AWG

PRODUCT CUSTOMER DRAWING

DOCUMENT NUMBER	DOC TYPE	DOC PART	REVISION
SD-130039-023	PSD	001	B

DOCUMENT STATUS	P1	RELEASE DATE	2022/09/09	18:08:08
-----------------	----	--------------	------------	----------