

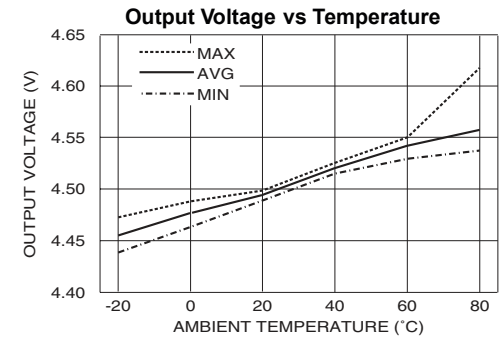
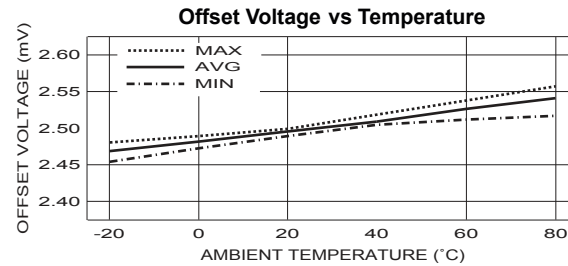
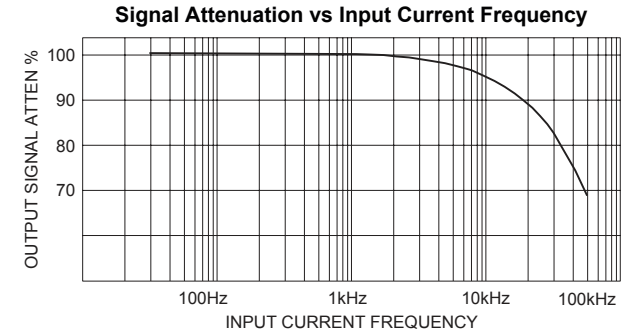
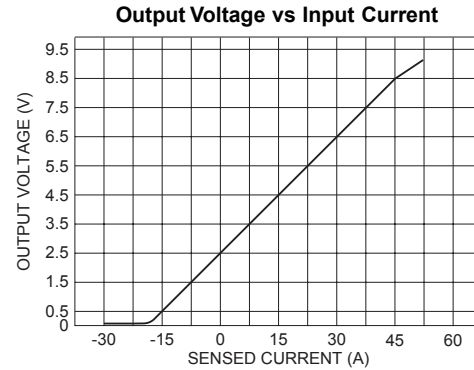
**Pin Assignments**

Pin#	1	+12V
	2	NC
	3	Output
	4	0V
	5	Input (+)
	6	Input (-)

**Mounting Hole Dimensions**

Model	ØA	ØB
SCD03PSR	0.7	1.2
SCD05PSR	1.0	1.5
SCD10PSR	1.2	1.7
SCD15PSR	1.5	2.0
SCD20PSR	1.8	2.3

**Characteristics of SCD15PSR**



**Ordering Information**

SCD□□PSR

Current Rating:  
 03: 3A  
 05: 5A  
 10: 10A  
 15: 15A  
 20: 20A

Input Voltage:  
 A: ±15VDC  
 B: ±12VDC  
 S: +12VDC  
 T: ±5VDC  
 U: +5VDC

Input Current Polarity:  
 N: +(DC only)  
 R: ± (bipolar)

**SPECIFICATIONS**

(Vcc = +12V, RL = 10kΩ, Ta = 25°C)

Model	SCD03PSR	SCD05PSR	SCD10PSR	SCD15PSR	SCD20PSR
Rated Current	±3A	±5A	±10A	±15A	±20A
Linearity Range	+9A -3A	+15A -5A	+30A -10A	+45A -15A	+60A -20A
Output Voltage	4.5V ±30mV @ +Rated Curr.; 0.5V ±30mV @ -Rated Curr.				
Zero Current Offset Voltage	+2.5V ±20mV max. (after demagnetization)				
Output Voltage Linearity	± 0.5 % @ rated current				
Supply Voltage	+12V ±5%				
Max Current Consumption	±25mA max.				
Response	3 μS typ. @ 50 Amp/Turns/μS				
Output V Temp Char	± 0.1%/°C max. @ rated current				
Zero Current Offset V Temp Char	± 1.5mV/°C max.				
Hysteresis	8mV max. @ rated current to 0A				
Primary Overcurrent	10X rated current, 50 ms, no damage				
Withstand Voltage	2000 VAC, 50/60Hz, 1 minute between primary coil & terminal				
Insulation Resistance	500 VDC between primary coil & terminal				
Operating Temp	-10° to +75° C				
Storage Temp	-10 to +90°C				



20050 SW 112th Ave.  
 Tualatin, OR 97062  
 Phone: 503-612-2300  
 800-275-4899  
 Fax: 503-612-2383  
 Website: www.cui.com

TITLE:	current sensor	REV:	A
PART NO.	SCDXXPSR	UNITS:	MM
DRAWN BY:	JRH	APPROVED BY:	
SCALE:			

REV.	DESCRIPTION	DATE
A	NEW DRAWING	05/15/2009