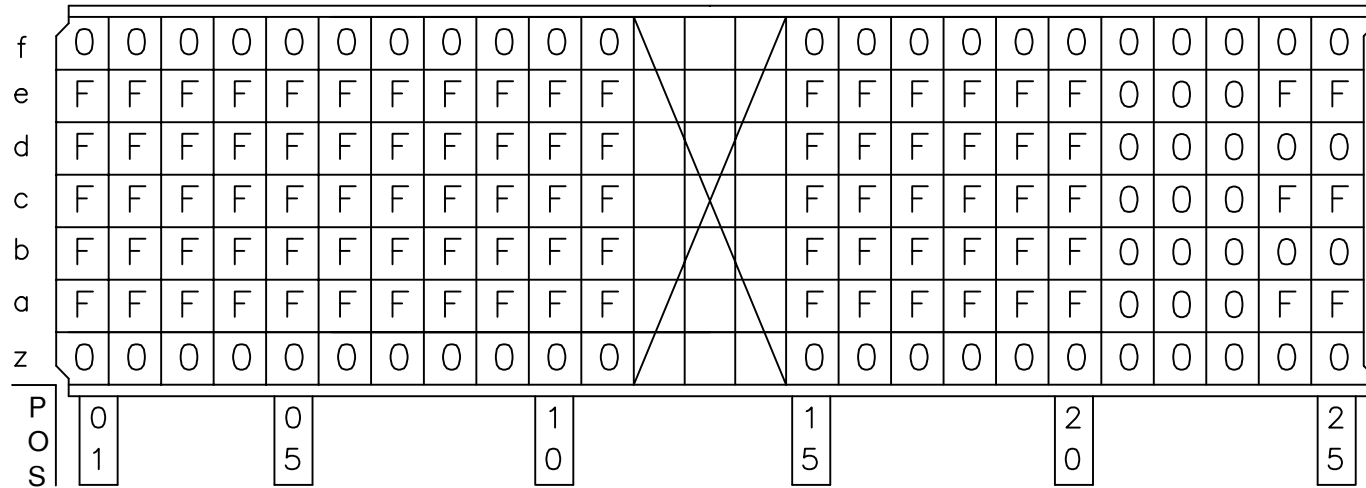
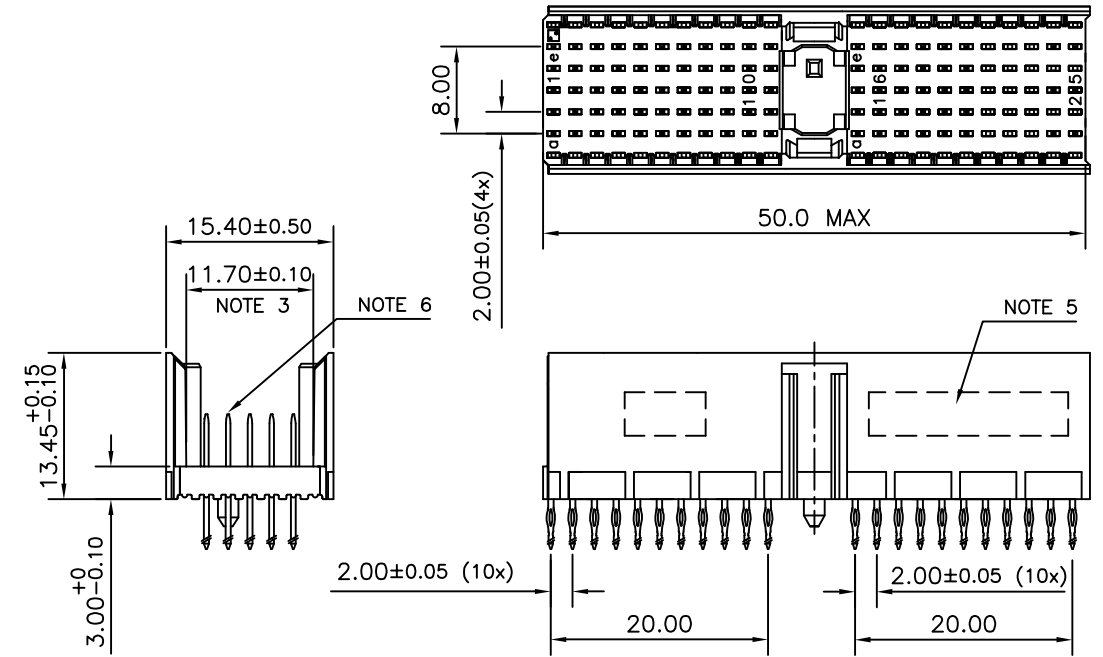


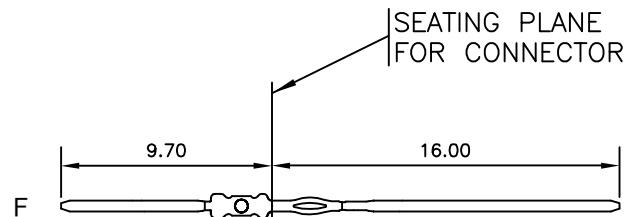
LOADING PATTERN MATING SIDE



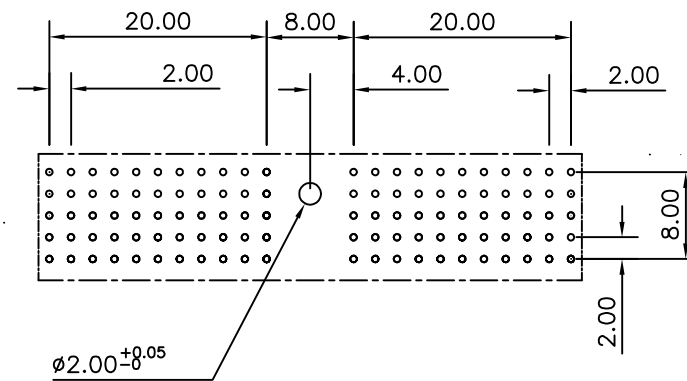
LOADED CONNECTOR ASSEMBLY (FOR EXAMPLE)



CONTACT OVERVIEW



LAY-OUT P.C.B.-HOLE



HM2P07PNK150 LEAD FREE INDICATOR : LF = LEAD FREE (DIGIT 15 & 16)
PLATING CODE (DIGIT 13 AND 14)
(REF DRW NO. BS,C , 201844 , 003)

NOTES

- THIS PRODUCT IS CSA APPROVED.
 - THIS PRODUCT IS UL RECOGNIZED.
 - MEASURED AT THE BOTTOM.
 - MATERIAL CONTACT: PHOSPHORBRONZE
HOUSING: CREAM WHITE GLASS FILLED POLYESTER UL-94V0
 - CONNECTOR PRINTED WITH P/N AND DATE CODE.
 - FOR ACTUAL CONTACT LOADINGS, SEE LOADING PATTERN MATING SIDE.
 - SHAPE OF CONNECTOR HOUSING CAN ALTER DEPENDING ON PRODUCTION LOCATION
 - THE PRODUCT (LF) MEETS EUROPEAN UNION DIRECTIVES AND OTHER COUNTRY REGULATIONS AS DESCRIBED IN GS-22-008
 - FOR RECOMMENDED PTH DIMENSIONS REFER DRAWING : BS, A , 201572 , 001
- CATALOG NO: HM2P07PNK150- - -

mat'l. code SEE NOTE 4				surface ISO 1302 ✓		tolerance ISO 406 ISO 1101		projection MM		product family MLLIPACS	
litr				ecn no		dr		date		title	
A				105-0228		MINI		2005-11-10		MPACS 5+2R STR HDR PF CONN TYPE A	
B				106-0122		MINI		2006-07-23			
				angles		linear		.0±0.2		scale -	
				0°±1°				.00±0.1			
				dr		MINI K VANDANATH		2005-11-10		FCI dwg no sheet 1 of 1 size 5 BS, C ,203028, 384 A3 type Product Customer Drawing	
				enr		BIJU K PAUL		2005-11-10			
				chr		BIJU K PAUL		2006-07-23			
				appd		BIJU K PAUL		2006-07-23			
sheet index		revision sheet		B		1					