

3-103233-9 ✓ ACTIVE

AMPMODU | [AMPMODU Headers](#)

TE Internal #: 3-103233-9

PCB Mount Header, Vertical, Board-to-Board, 80 Position, 2.54 mm
[.1 in] Centerline, Unshrouded, Gold, Through Hole - Press-Fit,
AMPMODU Headers

[View on TE.com >](#)



Connectors > PCB Connectors > PCB Headers & Receptacles



PCB Connector Assembly Type: **PCB Mount Header**

PCB Mount Orientation: **Vertical**

Connector System: **Board-to-Board**

Number of Positions: **80**

Number of Rows: **2**

Features

Product Type Features

PCB Connector Assembly Type	PCB Mount Header
Connector System	Board-to-Board
Header Type	Unshrouded
Sealable	No
Connector & Contact Terminates To	Printed Circuit Board

Configuration Features

Connector Contact Load Condition	Fully Loaded
PCB Mount Orientation	Vertical
Number of Positions	80
Number of Rows	2
Board-to-Board Configuration	Parallel

Electrical Characteristics

Insulation Resistance	5000 MΩ
Dielectric Withstanding Voltage (Max)	750 Vrms

Body Features

Primary Product Color	Black
-----------------------	-------

Contact Features

Mating Square Post Dimension	.64 mm[.025 in]
------------------------------	-----------------



	100 – 200 µin
Contact Shape & Form	Square
Contact Underplating Material	Nickel
PCB Contact Termination Area Plating Material	Tin-Lead
Contact Base Material	Copper Alloy
Contact Mating Area Plating Material	Gold
Contact Mating Area Plating Material Thickness	.76 µm[30 µin]
Contact Type	Pin
Contact Current Rating (Max)	3 A

Termination Features

Square Termination Post & Tail Dimension	.64 mm[.025 in]
Termination Post & Tail Length	6.35 mm[.25 in]
Termination Method to Printed Circuit Board	Through Hole - Press-Fit

Mechanical Attachment

PCB Mount Retention Type	Action/Compliant Tail
Mating Alignment	Without
PCB Mount Retention	With
PCB Mount Alignment	Without
Connector Mounting Type	Board Mount

Housing Features

Centerline (Pitch)	2.54 mm[.1 in]
Housing Material	Thermoplastic

Dimensions

Row-to-Row Spacing	2.54 mm[.1 in]
PCB Thickness (Recommended)	2.36 – 3.18 mm[.093 – .125 in]

Usage Conditions

Housing Temperature Rating	High
Operating Temperature Range	-55 – 125 °C[-67 – 257 °F]

Operation/Application

Circuit Application	Signal
---------------------	--------

Industry Standards

UL Rating	Recognized
-----------	------------



Agency/Standard	CSA, UL
Approved Standards	CSA LR16455, UL E28476
UL Flammability Rating	UL 94V-0

Packaging Features

Packaging Quantity	50
Packaging Type	Carton

Product Compliance

[For compliance documentation, visit the product page on TE.com>](#)

EU RoHS Directive 2011/65/EU	Not Compliant
EU ELV Directive 2000/53/EC	Not Compliant
China RoHS 2 Directive MIIT Order No 32, 2016	Restricted Materials Above Threshold
EU REACH Regulation (EC) No. 1907/2006	<p>Current ECHA Candidate List: JUNE 2023 (235) Candidate List Declared Against: JAN 2022 (223) SVHC > Threshold: 1,6,7,8,9,14,15,16,17,17,18,18-dodecachloropentacyclo [12.2.1.16,9.02,13.05,10]octadeca-7,15-diene (Dechlorane Plus) (14.17% in Component Part) Pb (40% in Component Part)</p> <p>Article Safe Usage Statements: Do not eat, drink or smoke when using this product. Wash thoroughly after handling. Do not handle until all safety precautions have been read and understood. Recycle if possible and dispose of the article by following all applicable governmental regulations relevant to your geographic location.</p>
Halogen Content	Not Low Halogen - contains Br or Cl > 900 ppm.
Solder Process Capability	Not applicable for solder process capability

Product Compliance Disclaimer

This information is provided based on reasonable inquiry of our suppliers and represents our current actual knowledge based on the information they provided. This information is subject to change. The part numbers that TE has identified as EU RoHS compliant have a maximum concentration of 0.1% by weight in homogenous materials for lead, hexavalent chromium, mercury, PBB, PBDE, DBP, BBP, DEHP, DIBP, and 0.01% for cadmium, or qualify for an exemption to these limits as defined in the Annexes of Directive 2011/65/EU (RoHS2). Finished electrical and electronic equipment products will be CE marked as required by Directive 2011/65/EU. Components may not be CE marked. Additionally, the part numbers that TE has identified as EU ELV compliant have a maximum concentration of 0.1% by weight in homogenous materials for lead, hexavalent chromium, and mercury, and 0.01% for cadmium, or qualify for an exemption to these limits as defined in the Annexes of Directive 2000/53/EC (ELV). Regarding the REACH Regulation, the information TE provides on SVHC in articles for this part number is based on the latest European Chemicals Agency (ECHA) 'Guidance on requirements for substances in articles' posted at this URL: <https://echa.europa.eu/guidance-documents/guidance-on-reach>



Compatible Parts



TE Part # 3-5146140-9
80 MODII HORZ DR CE 100CL


Also in the Series | AMPMODU Headers




PCB Connector Mounting(1)



PCB Connector Shrouds(1)



PCB Headers & Receptacles(4875)



PCB Latches, Locks & Retainers(1)



Wire-to-Board Connector Assemblies & Housings(5)



Wire-to-Board Connector Contacts(65)

Customers Also Bought



TE Part #7-2176460-2
SMF 7W 1M0 5% Taped



TE Part #1558671-8
PCB Power Relay: 30 amp, Monostable DC



TE Part #2307725-8
8P,2MM,B-B,REC,SRHZ,SMD,0.1AU,TR



TE Part #1-2319764-3
E STACK PIANO 6P G LONG TUBE PD OFF



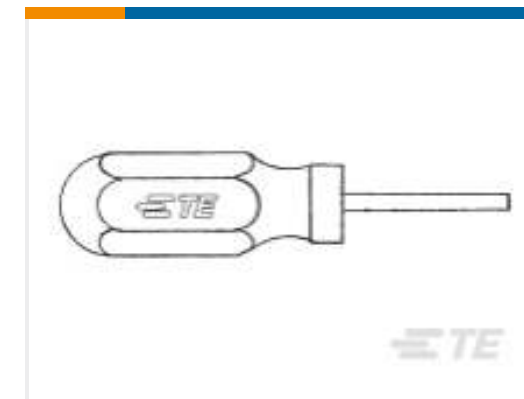
TE Part #EC0372-000
Z-Type Push-On Markers



TE Part #6-2213766-9
AV19 DPL 5A POWER LED YELLOW 12V



TE Part #5-2176408-3
3560 5M6 5%



TE Part #720788-8
EXTRCTION TOOL FOR MINI SPRING

Documents

Product Drawings

[80 MODII HDR DRST UNSHRD A/PIN](#)

English

CAD Files

[3D PDF](#)

English

Customer View Model

[ENG_CVM_3-103233-9_G.2d_dxf.zip](#)

English

Customer View Model

[ENG_CVM_3-103233-9_G.3d_igs.zip](#)

English

Customer View Model

[ENG_CVM_3-103233-9_G.3d_stp.zip](#)

English

By downloading the CAD file I accept and agree to the [Terms and Conditions](#) of use.

Product Specifications

[Application Specification](#)

English